

Recidivism of Offenders Starting Community Supervision During FY2013



Statistical Analysis & Forecast Unit
Virginia Department of Corrections

July 2018

Table of Contents

Introduction	5
Methodology.....	6
Data Dictionary	7
Characteristics and Results	8
All FY2013 Community Starters	9
Recidivating FY2013 Community Starters.....	10
Recidivism Rates By Community Supervision Location	11
District 1 (Richmond P&P) – All Community Starters	12
District 1 (Richmond P&P) – Recidivating Offenders	13
District 2 (Norfolk P&P) – All Community Starters	14
District 2 (Norfolk P&P) – Recidivating Offenders	15
District 3 (Portsmouth P&P) – All Community Starters	16
District 3 (Portsmouth P&P) – Recidivating Offenders	17
District 4 (Accomac P&P) – All Community Starters	18
District 4 (Accomac P&P) – Recidivating Offenders.....	19
District 5 (Gloucester P&P) – All Community Starters	20
District 5 (Gloucester P&P) – Recidivating Offenders.....	21
District 6 (Suffolk P&P) – All Community Starters	22
District 6 (Suffolk P&P) – Recidivating Offenders	23
District 7 (Petersburg P&P) – All Community Starters.....	24
District 7 (Petersburg P&P) – Recidivating Offenders.....	25
District 8 (South Boston P&P) – All Community Starters	26
District 8 (South Boston P&P) – Recidivating Offenders.....	27
District 9 (Charlottesville P&P) – All Community Starters	28
District 9 (Charlottesville P&P) – Recidivating Offenders	29
District 10 (Arlington P&P) – All Community Starters.....	30
District 10 (Arlington P&P) – Recidivating Offenders	31
District 11 (Winchester P&P) – All Community Starters	32
District 11 (Winchester P&P) – Recidivating Offenders.....	33
District 12 (Staunton P&P) – All Community Starters.....	34
District 12 (Staunton P&P) – Recidivating Offenders	35
District 13 (Lynchburg P&P) – All Community Starters.....	36

District 13 (Lynchburg P&P) – Recidivating Offenders	37
District 14 (Danville P&P) – All Community Starters.....	38
District 14 (Danville P&P) – Recidivating Offenders	39
District 15 (Roanoke P&P) – All Community Starters	40
District 15 (Roanoke P&P) – Recidivating Offenders	41
District 16 (Wytheville P&P) – All Community Starters	42
District 16 (Wytheville P&P) – Recidivating Offenders	43
District 17 (Abingdon P&P) – All Community Starters.....	44
District 17 (Abingdon P&P) – Recidivating Offenders.....	45
District 18 (Norton P&P) – All Community Starters	46
District 18 (Norton P&P) – Recidivating Offenders.....	47
District 19 (Newport News P&P) – All Community Starters	48
District 19 (Newport News P&P) – Recidivating Offenders	49
District 20 (Bedford P&P) – All Community Starters.....	50
District 20 (Bedford P&P) – Recidivating Offenders	51
District 21 (Fredericksburg P&P) – All Community Starters	52
District 21 (Fredericksburg P&P) – Recidivating Offenders	53
District 22 (Martinsville P&P) – All Community Starters	54
District 22 (Martinsville P&P) – Recidivating Offenders	55
District 23 (Virginia Beach P&P) – All Community Starters.....	56
District 23 (Virginia Beach P&P) – Recidivating Offenders	57
District 24 (Farmville P&P) – All Community Starters.....	58
District 24 (Farmville P&P) – Recidivating Offenders	59
District 25 (Leesburg P&P) – All Community Starters.....	60
District 25 (Leesburg P&P) – Recidivating Offenders.....	61
District 26 (Culpeper P&P) – All Community Starters.....	62
District 26 (Culpeper P&P) – Recidivating Offenders.....	63
District 27 (Chesterfield P&P) – All Community Starters.....	64
District 27 (Chesterfield P&P) – Recidivating Offenders.....	65
District 28 (Radford P&P) – All Community Starters.....	66
District 28 (Radford P&P) – Recidivating Offenders	67
District 29 (Fairfax P&P) – All Community Starters.....	68
District 29 (Fairfax P&P) – Recidivating Offenders	69

District 30 (Hampton P&P) – All Community Starters	70
District 30 (Hampton P&P) – Recidivating Offenders	71
District 31 (Chesapeake P&P) – All Community Starters	72
District 31 (Chesapeake P&P) – Recidivating Offenders	73
District 32 (Henrico P&P) – All Community Starters	74
District 32 (Henrico P&P) – Recidivating Offenders.....	75
District 33 (Warsaw P&P) – All Community Starters	76
District 33 (Warsaw P&P) – Recidivating Offenders	77
District 34 (Williamsburg P&P) – All Community Starters	78
District 34 (Williamsburg P&P) – Recidivating Offenders	79
District 35 (Manassas P&P) – All Community Starters.....	80
District 35 (Manassas P&P) – Recidivating Offenders	81
District 36 (Alexandria P&P) – All Community Starters	82
District 36 (Alexandria P&P) – Recidivating Offenders	83
District 37 (Rocky Mount P&P) – All Community Starters	84
District 37 (Rocky Mount P&P) – Recidivating Offenders.....	85
District 38 (Emporia P&P) – All Community Starters	86
District 38 (Emporia P&P) – Recidivating Offenders.....	87
District 39 (Harrisonburg P&P) – All Community Starters	88
District 39 (Harrisonburg P&P) – Recidivating Offenders	89
District 40 (Fincastle P&P) – All Community Starters	90
District 40 (Fincastle P&P) – Recidivating Offenders	91
District 41 (Ashland P&P) – All Community Starters.....	92
District 41 (Ashland P&P) – Recidivating Offenders	93
District 42 (Franklin P&P) – All Community Starters.....	94
District 42 (Franklin P&P) – Recidivating Offenders	95
District 43 (Tazewell P&P) – All Community Starters	96
District 43 (Tazewell P&P) – Recidivating Offenders	97
Administrative P&P – All Community Starters.....	98
Administrative P&P – Recidivating Offenders	99

Introduction

One of the most revealing ways a correctional agency can assess its success is by measuring recidivism. The Virginia Department of Corrections (VADOC) has been doing this for years by calculating the three-year re-incarceration rate of its State Responsible (SR) offenders released from a term of incarceration. With a rate of 22.4% among SR Releases during FY2013, Virginia currently has the lowest three-year re-incarceration rate in the country.

Measuring re-incarceration only tells part of the story, though. Not all offenders entrusted to VADOC's care experience incarceration. In fact, only 18% of the offenders who started community supervision during FY2013 transferred to supervision directly from an SR term of incarceration. This means that the success or failure of offenders on supervision cannot be assessed through a re-incarceration rate alone.

Measuring the recidivism of offenders on community supervision is crucial in following VADOC's mission. After all, VADOC's work doesn't end upon an offender's release from prison. In order to "enhance the quality of life in the Commonwealth by improving public safety," the VADOC needs to understand the level of success its supervisees in the community experience after receiving re-entry programming and services in the community.

This report aims to explore the outcomes of community supervision, detailing the characteristics of the offenders starting supervision as well as those offenders who become incarcerated in the three years following their supervision start date.

For additional information, please contact any of the following individuals:

Alexander P. Miller

Strategic Plan Senior Analyst
Virginia Department of Corrections
804-887-8247
Alexander.Miller@vadoc.virginia.gov

Warren B. McGehee

Statistical Analysis & Forecast Unit Manager
Virginia Department of Corrections
804-887-8236
Warren.McGehee@vadoc.virginia.gov

Tama S. Celi, Ph.D.

Chief of Research, Policy, and Planning
Virginia Department of Corrections
804-887-8248
Tama.Celi@vadoc.virginia.gov

Methodology

This project tracks the recidivism of offenders who started community supervision with VADOC during FY2013. FY2013 was chosen as the year to analyze because it is the most recent year for which a three-year follow-up is available with mature data.

For purposes of this project, a “community starter” is defined as any offender who transferred to a community location other than a Detention & Diversion Center from any non-community location for any reason other than simply for the purpose of investigation. For this project, Detention & Diversion Centers are not considered community supervision locations because offenders confined in these facilities are unlikely to have the same opportunities to recidivate as offenders reporting to a P&P office.

Administrative P&P offenders are those offenders indicates those offenders who are unavailable to be actively supervised by a district, generally for at least a six-month period. These offenders may include absconders, offenders with long hospital stays, or other offenders who may be unavailable for active supervision). Community starters who spent the majority of their period of supervision on Administrative P&P are included in this study because they have the opportunity to recidivate.

An offender is considered a recidivist if he/she is sentenced to a term of state responsible incarceration within three years following his/her community start date, even if he/she is no longer on community supervision at the time of the recidivating offense. An offender is not considered a recidivist if he/she is not sentenced to a term of state responsible incarceration within three years following his/her community start date.

Recidivists will be categorized by the community location where they spent the most time between their community start date and their New Court Commitment (NCC) date. Offenders who did not recidivate will be categorized by the community location where they spent the most time during the three years following their community start date.

Data Dictionary

COMPAS (Correctional Offender Management Profiling for Alternative Sanctions) – This represents the system of risk/needs assessments developed by Equivant in its Northpointe Suite. It is used to record and track offender factors involved in an offender’s case plan, including programming, treatment, and reentry data.

COMPAS Recidivism Risk Level – This represents the predictor of an offender’s likelihood to recidivate based on his/her specific criminogenic needs.

DOC Crime Type – This indicates the crime type of an offender's most serious offense for which he/she is currently incarcerated; does not take into account the entire criminal history of the offender.

Major Metropolitan Area – For a district to be considered part of a “Major Metropolitan Area,” it must comprise one or more localities that are part of any of the following three metropolitan statistical areas, as defined by the U.S. Census Bureau:

- **Richmond, VA** (includes the Cities of Colonial Heights, Hopewell, Petersburg, and Richmond and the Counties of Amelia, Caroline, Charles City, Chesterfield, Dinwiddie, Goochland, Hanover, Henrico, King William, New Kent, Powhatan, Prince George, and Sussex)
- **Virginia Beach-Norfolk-Newport News, VA-NC** (includes the Cities of Chesapeake, Hampton, Newport News, Norfolk, Poquoson, Portsmouth, Suffolk, Virginia Beach, and Williamsburg and the Counties of Gloucester, Isle of Wight, James City, Mathews, and York)
- **Washington-Arlington-Alexandria, DC-VA-MD-WV** (includes the cities of Alexandria, Fairfax, Falls Church, Fredericksburg, Manassas, and Manassas Park and the Counties of Arlington, Clarke, Culpeper, Fairfax, Fauquier, Loudoun, Prince William, Rappahannock, Spotsylvania, Stafford, and Warren)

State Responsible (SR) – The SR definition has changed over time and is dependent on several factors: date of offense, offense type (felony or misdemeanor), sentence length and how the sentence is expressed (in years, in months, in days or some combination of the three). Any offender who meets one of the SR criteria below is considered State Responsible.

Offense Date	Offense Type	Sentence Length	Expressed In	State Responsible
Before 1/1/1995	At Least 1 Felony	> 2 Years	Years	YES
Before 1/1/1995	At Least 1 Felony	> 24 Months	Months or Days	YES
Before 1/1/1995	No Felonies	ANY	ANY	NO
Between 1/1/1995 - 6/30/1997	At Least 1 Felony	> 6 Months	Years, Months or Days	YES
Between 1/1/1995 - 6/30/1997	No Felonies	ANY	ANY	NO
Between 7/1/1997 - 8/31/1998	At Least 1 Felony	>= 1 Year	Years	YES
Between 7/1/1997 - 8/31/1998	At Least 1 Felony	>= 12 Months	Months or Days	YES
Between 7/1/1997 - 8/31/1998	No Felonies	ANY	ANY	NO
9/1/1998 – Present	At Least 1 Felony	>= 1 Year	Years	YES
9/1/1998 – Present	At Least 1 Felony	> 12 Months	Months or Days	YES
9/1/1998 – Present	ANY	= 12 Months	Months or Days	NO
9/1/1998 – Present	No Felonies	ANY	ANY	NO

Supervision Assignment Level – This indicates the level at which an offender is supervised, as assigned by the supervising officer.

Characteristics and Results

The following pages with green headings show the characteristics of the community starters during FY2013, divided by the community location where they spent the most time between their community start date and either the end of their three-year follow-up period or their New Court Commitment (NCC) date—whichever came first.

The following pages with orange headings show the characteristics of the recidivating offenders—those offenders who would have an NCC date within three years following their start on community supervision during FY2013.

Regression analysis shows that, when all other factors are kept constant, certain factors are statistically significant predictors of a recidivating offender on community supervision. These factors include the following:

- Having a recidivism risk level in COMPAS of “Medium” or “High”
- Being supervised in a district that is not in a major metropolitan area
- Starting community supervision at a younger age
- Testing positive for opioid use during their criminal history
- Being male and having more prior terms of SR incarceration

All FY2013 Community Starters

- 30,676 offenders were considered “community starters” in FY2013.
- Gender
 - 23,893 (78%) Male
 - 6,763 (22%) Female
 - 20 (<1%) Other
- Criminal History (prior to FY2013 community start date)
 - 16,050 (52%) had no history of state responsible terms of incarceration.
 - 8,434 (28%) had exactly one term of state responsible incarceration.
 - 3,328 (11%) had exactly two terms of state responsible incarceration.
 - 2,864 (9%) had at least three terms of state responsible incarceration.
- DOC Crime Type
 - 6,460 (21%) had a “Violent” most serious offense.
 - 15,127 (49%) had a “Property/Public Order” most serious offense.
 - 7,305 (24%) had a “Drug” most serious offense.
 - 1,784 (6%) did not have their offense information reported.
- Age on FY2013 Community Start Date
 - 12,067 (39%) were younger than age 30.
 - 11,963 (39%) were between ages 30 and 44.
 - 4,926 (16%) were between ages 45 and 54.
 - 1,720 (6%) were age 55 or older.
- Supervision Assignment Level
 - 6,658 (22%) had a “Low” supervision assignment level.
 - 18,552 (61%) had a “Medium” supervision assignment level.
 - 2,235 (7%) had an “Elevated” supervision assignment level.
 - 624 (2%) had a “High” supervision assignment level.
 - 2,607 (8%) did not have a supervision assignment level reported.
- Offenders with History of Positive Tests for Drugs (prior to CY2018)
 - 16,997 (55%) had none.
 - 3,528 (11%) had exactly one.
 - 3,846 (13%) had two or three.
 - 4,193 (14%) had between four and nine.
 - 2,112 (7%) had at least ten.
- COMPAS Recidivism Risk Level¹
 - 9,998 (32%) were at “Low” risk to recidivate.
 - 8,845 (29%) were at “Medium” risk to recidivate.
 - 8,191 (27%) were at “High” risk to recidivate.
 - 3,642 (12%) did not have a recidivism risk level reported.

¹ Of the 30,676 offenders who started community supervision during FY2013, 64 (<1%) were assigned a level of “N/A” due to a VirginiaCORIS error that was later resolved. For the purposes of this report, these 64 offenders are categorized as not having a recidivism risk level reported.

Recidivating FY2013 Community Starters

- 6,339 (20.7%) of the FY2013 community starters were sentenced to a term of state responsible incarceration within three years of their community start date.
- Gender
 - 5,380 (85%) Male
 - 959 (15%) Female
- Criminal History (prior to FY2013 community start date)
 - 2,446 (39%) had no history of state responsible terms of incarceration.
 - 1,924 (30%) had exactly one term of state responsible incarceration.
 - 961 (15%) had exactly two terms of state responsible incarceration.
 - 1,008 (16%) had at least three terms of state responsible incarceration.
- DOC Crime Type (on FY2013 Community Start Date)
 - 1,610 (25%) had a “Violent” most serious offense.
 - 3,542 (56%) had a “Property/Public Order” most serious offense.
 - 1,186 (19%) had a “Drug” most serious offense.
 - 1 (<1%) did not have their offense information reported.
- Age on FY2013 Community Start Date
 - 2,893 (46%) were younger than age 30.
 - 2,424 (38%) were between ages 30 and 44.
 - 837 (13%) were between ages 45 and 54.
 - 185 (3%) were age 55 or older.
- Supervision Assignment Level
 - 407 (7%) had a “Low” supervision assignment level.
 - 4,493 (71%) had a “Medium” supervision assignment level.
 - 784 (12%) had an “Elevated” supervision assignment level.
 - 271 (4%) had a “High” supervision assignment level.
 - 384 (6%) did not have a supervision assignment level reported.
- Offenders with History of Positive Tests for Drugs (prior to CY2018)
 - 2,263 (35%) had none.
 - 814 (13%) had exactly one.
 - 1,129 (18%) had two or three.
 - 1,383 (22%) had between four and nine.
 - 750 (12%) had at least ten.
- COMPAS Recidivism Risk Level
 - 1,017 (16%) were at “Low” risk to recidivate.
 - 2,105 (33%) were at “Medium” risk to recidivate.
 - 2,976 (47%) were at “High” risk to recidivate.
 - 241 (4%) did not have a recidivism risk level reported.

Recidivism Rates By Community Supervision Location

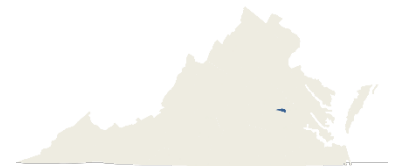
Community Supervision Location	Recidivism Rate*	Pages of Report
District 1 - Richmond P&P	22.4%	12-13
District 2 - Norfolk P&P	25.1%	14-15
District 3 - Portsmouth P&P	23.3%	16-17
District 4 - Accomac P&P	15.8%	18-19
District 5 - Gloucester P&P	21.5%	20-21
District 6 - Suffolk P&P	15.8%	22-23
District 7 - Petersburg P&P	17.6%	24-25
District 8 - South Boston P&P	15.0%	26-27
District 9 - Charlottesville P&P	19.8%	28-29
District 10 - Arlington P&P	11.8%	30-31
District 11 - Winchester P&P	19.4%	32-33
District 12 - Staunton P&P	24.8%	34-35
District 13 - Lynchburg P&P	19.0%	36-37
District 14 - Danville P&P	23.0%	38-39
District 15 - Roanoke P&P	21.9%	40-41
District 16 - Wytheville P&P	20.8%	42-43
District 17 - Abingdon P&P	19.4%	44-45
District 18 - Norton P&P	20.8%	46-47
District 19 - Newport News P&P	18.5%	48-49
District 20 - Bedford P&P	12.8%	50-51
District 21 - Fredericksburg P&P	26.4%	52-53
District 22 - Martinsville P&P	26.6%	54-55
District 23 - Virginia Beach P&P	21.3%	56-57
District 24 - Farmville P&P	22.2%	58-59
District 25 - Leesburg P&P	18.0%	60-61
District 26 - Culpeper P&P	22.0%	62-63
District 27 - Chesterfield P&P	19.1%	64-65
District 28 - Radford P&P	29.3%	66-67
District 29 - Fairfax P&P	12.2%	68-69
District 30 - Hampton P&P	21.1%	70-71
District 31 - Chesapeake P&P	22.8%	72-73
District 32 - Henrico P&P	20.2%	74-75
District 33 - Warsaw P&P	21.4%	76-77
District 34 - Williamsburg P&P	24.9%	78-79
District 35 - Manassas P&P	16.8%	80-81
District 36 - Alexandria P&P	16.5%	82-83
District 37 - Rocky Mount P&P	20.9%	84-85
District 38 - Emporia P&P	21.0%	86-87
District 39 - Harrisonburg P&P	25.3%	88-89
District 40 - Fincastle P&P	25.3%	90-91
District 41 - Ashland P&P	15.7%	92-93
District 42 - Franklin P&P	23.5%	94-95
District 43 - Tazewell P&P	27.9%	96-97
Administrative P&P	15.9%	98-99
Overall	20.7%	9-10

* Indicates a state responsible term of incarceration within three years of their FY2013 start date

NOTE: Recidivists are categorized by the community location where they spent the most time between their community start date and their New Court Commitment (NCC) date. Offenders who did not recidivate are categorized by the community location where they spent the most time during the three years following their community start date.

District 1 (Richmond P&P) – All Community Starters

(includes the City of Richmond)



- 1,656 of the FY2013 community starters had Richmond P&P as their primary supervision location.
- Gender
 - 1,380 (83%) Male
 - 276 (17%) Female
- Criminal History (prior to FY2013 community start date)
 - 611 (37%) had no history of state responsible terms of incarceration.
 - 531 (32%) had exactly one term of state responsible incarceration.
 - 229 (14%) had exactly two terms of state responsible incarceration.
 - 285 (17%) had at least three terms of state responsible incarceration.
- DOC Crime Type
 - 460 (28%) had a “Violent” most serious offense.
 - 607 (37%) had a “Property/Public Order” most serious offense.
 - 502 (30%) had a “Drug” most serious offense.
 - 87 (5%) did not have their offense information reported.
- Age on FY2013 Community Start Date
 - 594 (36%) were younger than age 30.
 - 620 (37%) were between ages 30 and 44.
 - 317 (19%) were between ages 45 and 54.
 - 125 (8%) were age 55 or older.
- Supervision Assignment Level
 - 180 (11%) had a “Low” supervision assignment level.
 - 1,228 (74%) had a “Medium” supervision assignment level.
 - 126 (7%) had an “Elevated” supervision assignment level.
 - 27 (2%) had a “High” supervision assignment level.
 - 95 (6%) did not have a supervision assignment level reported.
- Offenders with History of Positive Tests for Drugs (prior to CY2018)
 - 889 (54%) had none.
 - 165 (10%) had exactly one.
 - 188 (11%) had two or three.
 - 241 (15%) had between four and nine.
 - 173 (10%) had at least ten.
- COMPAS Recidivism Risk Level
 - 394 (24%) were at “Low” risk to recidivate.
 - 500 (30%) were at “Medium” risk to recidivate.
 - 574 (35%) were at “High” risk to recidivate.
 - 188 (11%) did not have a recidivism risk level reported.

District 1 (Richmond P&P) – Recidivating Offenders

(includes the City of Richmond)



- 371 (22.4%) of the FY2013 community starters from Richmond P&P were sentenced to a term of state responsible incarceration within three years of their community start date.
- Gender
 - 330 (89%) Male
 - 41 (11%) Female
- Criminal History (prior to FY2013 community start date)
 - 97 (26%) had no history of state responsible terms of incarceration.
 - 130 (35%) had exactly one term of state responsible incarceration.
 - 59 (16%) had exactly two terms of state responsible incarceration.
 - 85 (23%) had at least three terms of state responsible incarceration.
- DOC Crime Type (on FY2013 Community Start Date)
 - 127 (34%) had a “Violent” most serious offense.
 - 152 (41%) had a “Property/Public Order” most serious offense.
 - 92 (25%) had a “Drug” most serious offense.
- Age on FY2013 Community Start Date
 - 169 (46%) were younger than age 30.
 - 135 (36%) were between ages 30 and 44.
 - 53 (14%) were between ages 45 and 54.
 - 14 (4%) were age 55 or older.
- Supervision Assignment Level
 - 13 (3%) had a “Low” supervision assignment level.
 - 293 (79%) had a “Medium” supervision assignment level.
 - 44 (12%) had an “Elevated” supervision assignment level.
 - 13 (3%) had a “High” supervision assignment level.
 - 8 (3%) did not have a supervision assignment level reported.
- Offenders with History of Positive Tests for Drugs (prior to CY2018)
 - 119 (32%) had none.
 - 40 (11%) had exactly one.
 - 67 (18%) had two or three.
 - 87 (23%) had between four and nine.
 - 58 (16%) had at least ten.
- COMPAS Recidivism Risk Level
 - 34 (9%) were at “Low” risk to recidivate.
 - 117 (32%) were at “Medium” risk to recidivate.
 - 212 (57%) were at “High” risk to recidivate.
 - 8 (2%) did not have a recidivism risk level reported.

District 2 (Norfolk P&P) – All Community Starters

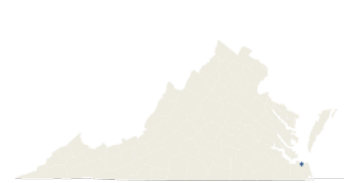
(includes the City of Norfolk)



- 1,516 of the FY2013 community starters had Norfolk P&P as their primary supervision location.
- Gender
 - 1,248 (82%) Male
 - 266 (18%) Female
 - 2 (<1%) Other
- Criminal History (prior to FY2013 community start date)
 - 583 (39%) had no history of state responsible terms of incarceration.
 - 450 (30%) had exactly one term of state responsible incarceration.
 - 233 (15%) had exactly two terms of state responsible incarceration.
 - 250 (16%) had at least three terms of state responsible incarceration.
- DOC Crime Type
 - 382 (25%) had a “Violent” most serious offense.
 - 727 (48%) had a “Property/Public Order” most serious offense.
 - 320 (21%) had a “Drug” most serious offense.
 - 87 (6%) did not have their offense information reported.
- Age on FY2013 Community Start Date
 - 563 (37%) were younger than age 30.
 - 601 (40%) were between ages 30 and 44.
 - 279 (18%) were between ages 45 and 54.
 - 73 (5%) were age 55 or older.
- Supervision Assignment Level
 - 170 (11%) had a “Low” supervision assignment level.
 - 1,059 (70%) had a “Medium” supervision assignment level.
 - 153 (10%) had an “Elevated” supervision assignment level.
 - 14 (<1%) had a “High” supervision assignment level.
 - 120 (8%) did not have a supervision assignment level reported.
- Offenders with History of Positive Tests for Drugs (prior to CY2018)
 - 663 (44%) had none.
 - 191 (12%) had exactly one.
 - 223 (15%) had two or three.
 - 254 (17%) had between four and nine.
 - 185 (12%) had at least ten.
- COMPAS Recidivism Risk Level
 - 350 (23%) were at “Low” risk to recidivate.
 - 434 (29%) were at “Medium” risk to recidivate.
 - 618 (41%) were at “High” risk to recidivate.
 - 114 (7%) did not have a recidivism risk level reported.

District 2 (Norfolk P&P) – Recidivating Offenders

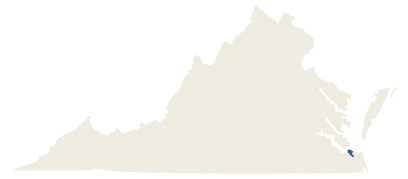
(includes the City of Norfolk)



- 380 (25.1%) of the FY2013 community starters from Norfolk P&P were sentenced to a term of state responsible incarceration within three years of their community start date.
- Gender
 - 334 (88%) Male
 - 46 (12%) Female
- Criminal History (prior to FY2013 community start date)
 - 103 (27%) had no history of state responsible terms of incarceration.
 - 120 (32%) had exactly one term of state responsible incarceration.
 - 59 (15%) had exactly two terms of state responsible incarceration.
 - 98 (26%) had at least three terms of state responsible incarceration.
- DOC Crime Type (on FY2013 Community Start Date)
 - 109 (29%) had a “Violent” most serious offense.
 - 206 (54%) had a “Property/Public Order” most serious offense.
 - 65 (17%) had a “Drug” most serious offense.
- Age on FY2013 Community Start Date
 - 164 (43%) were younger than age 30.
 - 136 (36%) were between ages 30 and 44.
 - 68 (18%) were between ages 45 and 54.
 - 12 (3%) were age 55 or older.
- Supervision Assignment Level
 - 12 (3%) had a “Low” supervision assignment level.
 - 290 (76%) had a “Medium” supervision assignment level.
 - 57 (15%) had an “Elevated” supervision assignment level.
 - 6 (2%) had a “High” supervision assignment level.
 - 15 (4%) did not have a supervision assignment level reported.
- Offenders with History of Positive Tests for Drugs (prior to CY2018)
 - 104 (27%) had none.
 - 55 (15%) had exactly one.
 - 67 (18%) had two or three.
 - 92 (24%) had between four and nine.
 - 62 (16%) had at least ten.
- COMPAS Recidivism Risk Level
 - 40 (11%) were at “Low” risk to recidivate.
 - 88 (23%) were at “Medium” risk to recidivate.
 - 244 (64%) were at “High” risk to recidivate.
 - 8 (2%) did not have a recidivism risk level reported.

District 3 (Portsmouth P&P) – All Community Starters

(includes the City of Portsmouth)



- 825 of the FY2013 community starters had Portsmouth P&P as their primary supervision location.
- Gender
 - 671 (81%) Male
 - 153 (19%) Female
 - 1 (<1%) Other
- Criminal History (prior to FY2013 community start date)
 - 322 (39%) had no history of state responsible terms of incarceration.
 - 226 (28%) had exactly one term of state responsible incarceration.
 - 150 (18%) had exactly two terms of state responsible incarceration.
 - 127 (15%) had at least three terms of state responsible incarceration.
- DOC Crime Type
 - 181 (22%) had a “Violent” most serious offense.
 - 441 (53%) had a “Property/Public Order” most serious offense.
 - 182 (22%) had a “Drug” most serious offense.
 - 21 (3%) did not have their offense information reported.
- Age on FY2013 Community Start Date
 - 285 (35%) were younger than age 30.
 - 344 (42%) were between ages 30 and 44.
 - 151 (18%) were between ages 45 and 54.
 - 45 (5%) were age 55 or older.
- Supervision Assignment Level
 - 147 (18%) had a “Low” supervision assignment level.
 - 523 (63%) had a “Medium” supervision assignment level.
 - 55 (7%) had an “Elevated” supervision assignment level.
 - 9 (1%) had a “High” supervision assignment level.
 - 91 (11%) did not have a supervision assignment level reported.
- Offenders with History of Positive Tests for Drugs (prior to CY2018)
 - 410 (50%) had none.
 - 124 (15%) had exactly one.
 - 142 (17%) had two or three.
 - 121 (15%) had between four and nine.
 - 28 (3%) had at least ten.
- COMPAS Recidivism Risk Level
 - 243 (29%) were at “Low” risk to recidivate.
 - 285 (35%) were at “Medium” risk to recidivate.
 - 260 (32%) were at “High” risk to recidivate.
 - 87 (4%) did not have a recidivism risk level reported.

District 3 (Portsmouth P&P) – Recidivating Offenders

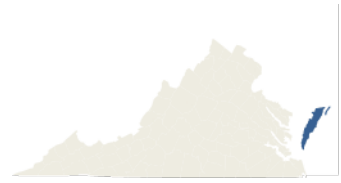
(includes the City of Portsmouth)



- 192 (23.3%) of the FY2013 community starters from Portsmouth P&P were sentenced to a term of state responsible incarceration within three years of their community start date.
- Gender
 - 159 (83%) Male
 - 33 (17%) Female
- Criminal History (prior to FY2013 community start date)
 - 46 (24%) had no history of state responsible terms of incarceration.
 - 50 (26%) had exactly one term of state responsible incarceration.
 - 42 (22%) had exactly two terms of state responsible incarceration.
 - 54 (28%) had at least three terms of state responsible incarceration.
- DOC Crime Type (on FY2013 Community Start Date)
 - 46 (24%) had a “Violent” most serious offense.
 - 109 (57%) had a “Property/Public Order” most serious offense.
 - 37 (19%) had a “Drug” most serious offense.
- Age on FY2013 Community Start Date
 - 65 (34%) were younger than age 30.
 - 77 (40%) were between ages 30 and 44.
 - 45 (23%) were between ages 45 and 54.
 - 5 (3%) were age 55 or older.
- Supervision Assignment Level
 - 6 (3%) had a “Low” supervision assignment level.
 - 136 (71%) had a “Medium” supervision assignment level.
 - 23 (12%) had an “Elevated” supervision assignment level.
 - 2 (1%) had a “High” supervision assignment level.
 - 25 (13%) did not have a supervision assignment level reported.
- Offenders with History of Positive Tests for Drugs (prior to CY2018)
 - 68 (35%) had none.
 - 36 (19%) had exactly one.
 - 40 (21%) had two or three.
 - 37 (19%) had between four and nine.
 - 11 (6%) had at least ten.
- COMPAS Recidivism Risk Level
 - 24 (12%) were at “Low” risk to recidivate.
 - 77 (40%) were at “Medium” risk to recidivate.
 - 88 (46%) were at “High” risk to recidivate.
 - 3 (2%) did not have a recidivism risk level reported.

District 4 (Accomac P&P) – All Community Starters

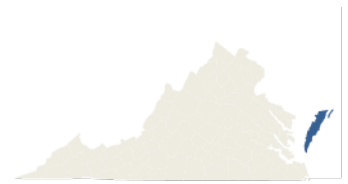
(includes the Counties of Accomack and Northampton)



- 171 of the FY2013 community starters had Accomac P&P as their primary supervision location.
- Gender
 - 144 (84%) Male
 - 27 (16%) Female
- Criminal History (prior to FY2013 community start date)
 - 88 (51%) had no history of state responsible terms of incarceration.
 - 57 (33%) had exactly one term of state responsible incarceration.
 - 13 (8%) had exactly two terms of state responsible incarceration.
 - 13 (8%) had at least three terms of state responsible incarceration.
- DOC Crime Type
 - 39 (23%) had a “Violent” most serious offense.
 - 79 (46%) had a “Property/Public Order” most serious offense.
 - 42 (25%) had a “Drug” most serious offense.
 - 11 (6%) did not have their offense information reported.
- Age on FY2013 Community Start Date
 - 66 (39%) were younger than age 30.
 - 60 (35%) were between ages 30 and 44.
 - 28 (16%) were between ages 45 and 54.
 - 17 (10%) were age 55 or older.
- Supervision Assignment Level
 - 52 (30%) had a “Low” supervision assignment level.
 - 76 (45%) had a “Medium” supervision assignment level.
 - 21 (12%) had an “Elevated” supervision assignment level.
 - 10 (6%) had a “High” supervision assignment level.
 - 12 (7%) did not have a supervision assignment level reported.
- Offenders with History of Positive Tests for Drugs (prior to CY2018)
 - 90 (53%) had none.
 - 4 (2%) had exactly one.
 - 24 (14%) had two or three.
 - 24 (14%) had between four and nine.
 - 29 (17%) had at least ten.
- COMPAS Recidivism Risk Level
 - 78 (46%) were at “Low” risk to recidivate.
 - 53 (31%) were at “Medium” risk to recidivate.
 - 30 (17%) were at “High” risk to recidivate.
 - 10 (6%) did not have a recidivism risk level reported.

District 4 (Accomac P&P) – Recidivating Offenders

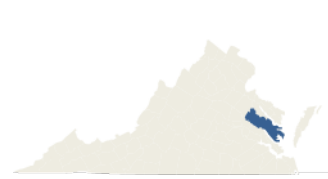
(includes the Counties of Accomack and Northampton)



- 27 (15.8%) of the FY2013 community starters from Accomac P&P were sentenced to a term of state responsible incarceration within three years of their community start date.
- Gender
 - 26 (96%) Male
 - 1 (4%) Female
- Criminal History (prior to FY2013 community start date)
 - 10 (37%) had no history of state responsible terms of incarceration.
 - 7 (26%) had exactly one term of state responsible incarceration.
 - 8 (30%) had exactly two terms of state responsible incarceration.
 - 2 (7%) had at least three terms of state responsible incarceration.
- DOC Crime Type (on FY2013 Community Start Date)
 - 6 (22%) had a “Violent” most serious offense.
 - 17 (63%) had a “Property/Public Order” most serious offense.
 - 4 (15%) had a “Drug” most serious offense.
- Age on FY2013 Community Start Date
 - 16 (59%) were younger than age 30.
 - 6 (22%) were between ages 30 and 44.
 - 3 (11%) were between ages 45 and 54.
 - 2 (8%) were age 55 or older.
- Supervision Assignment Level
 - 10 (37%) had a “Medium” supervision assignment level.
 - 8 (30%) had an “Elevated” supervision assignment level.
 - 8 (30%) had a “High” supervision assignment level.
 - 1 (3%) did not have a supervision assignment level reported.
- Offenders with History of Positive Tests for Drugs (prior to CY2018)
 - 5 (18%) had none.
 - 1 (4%) had exactly one.
 - 5 (18%) had two or three.
 - 8 (30%) had between four and nine.
 - 8 (30%) had at least ten.
- COMPAS Recidivism Risk Level
 - 4 (15%) were at “Low” risk to recidivate.
 - 10 (37%) were at “Medium” risk to recidivate.
 - 12 (44%) were at “High” risk to recidivate.
 - 1 (4%) did not have a recidivism risk level reported.

District 5 (Gloucester P&P) – All Community Starters

(includes the Counties of Gloucester, King and Queen, King William, Mathews, and Middlesex)



- 260 of the FY2013 community starters had Gloucester P&P as their primary supervision location.
- Gender
 - 200 (77%) Male
 - 60 (23%) Female
- Criminal History (prior to FY2013 community start date)
 - 143 (55%) had no history of state responsible terms of incarceration.
 - 74 (29%) had exactly one term of state responsible incarceration.
 - 21 (8%) had exactly two terms of state responsible incarceration.
 - 22 (8%) had at least three terms of state responsible incarceration.
- DOC Crime Type
 - 54 (21%) had a “Violent” most serious offense.
 - 132 (51%) had a “Property/Public Order” most serious offense.
 - 66 (25%) had a “Drug” most serious offense.
 - 8 (3%) did not have their offense information reported.
- Age on FY2013 Community Start Date
 - 104 (40%) were younger than age 30.
 - 98 (38%) were between ages 30 and 44.
 - 43 (16%) were between ages 45 and 54.
 - 15 (6%) were age 55 or older.
- Supervision Assignment Level
 - 107 (41%) had a “Low” supervision assignment level.
 - 118 (45%) had a “Medium” supervision assignment level.
 - 10 (4%) had an “Elevated” supervision assignment level.
 - 3 (1%) had a “High” supervision assignment level.
 - 22 (9%) did not have a supervision assignment level reported.
- Offenders with History of Positive Tests for Drugs (prior to CY2018)
 - 146 (56%) had none.
 - 28 (11%) had exactly one.
 - 35 (13%) had two or three.
 - 42 (16%) had between four and nine.
 - 9 (4%) had at least ten.
- COMPAS Recidivism Risk Level
 - 107 (41%) were at “Low” risk to recidivate.
 - 92 (36%) were at “Medium” risk to recidivate.
 - 55 (21%) were at “High” risk to recidivate.
 - 6 (2%) did not have a recidivism risk level reported.

District 5 (Gloucester P&P) – Recidivating Offenders

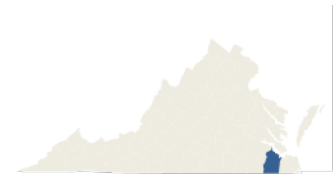
(includes the Counties of Gloucester, King and Queen, King William, Mathews, and Middlesex)



- 56 (21.5%) of the FY2013 community starters from Gloucester P&P were sentenced to a term of state responsible incarceration within three years of their community start date.
- Gender
 - 50 (89%) Male
 - 6 (11%) Female
- Criminal History (prior to FY2013 community start date)
 - 30 (54%) had no history of state responsible terms of incarceration.
 - 13 (23%) had exactly one term of state responsible incarceration.
 - 6 (11%) had exactly two terms of state responsible incarceration.
 - 7 (12%) had at least three terms of state responsible incarceration.
- DOC Crime Type (on FY2013 Community Start Date)
 - 15 (27%) had a “Violent” most serious offense.
 - 32 (57%) had a “Property/Public Order” most serious offense.
 - 9 (16%) had a “Drug” most serious offense.
- Age on FY2013 Community Start Date
 - 25 (44%) were younger than age 30.
 - 24 (43%) were between ages 30 and 44.
 - 6 (11%) were between ages 45 and 54.
 - 1 (2%) were age 55 or older.
- Supervision Assignment Level
 - 5 (9%) had a “Low” supervision assignment level.
 - 34 (61%) had a “Medium” supervision assignment level.
 - 4 (7%) had an “Elevated” supervision assignment level.
 - 1 (2%) had a “High” supervision assignment level.
 - 12 (21%) did not have a supervision assignment level reported.
- Offenders with History of Positive Tests for Drugs (prior to CY2018)
 - 28 (50%) had none.
 - 7 (12%) had exactly one.
 - 6 (11%) had two or three.
 - 14 (25%) had between four and nine.
 - 1 (2%) had at least ten.
- COMPAS Recidivism Risk Level
 - 13 (23%) were at “Low” risk to recidivate.
 - 19 (34%) were at “Medium” risk to recidivate.
 - 23 (41%) were at “High” risk to recidivate.
 - 1 (2%) did not have a recidivism risk level reported.

District 6 (Suffolk P&P) – All Community Starters

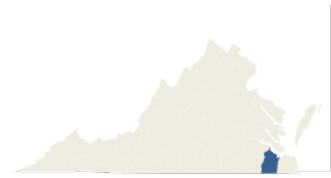
(includes the County of Isle of Wight and City of Suffolk)



- 507 of the FY2013 community starters had Suffolk P&P as their primary supervision location.
- Gender
 - 404 (80%) Male
 - 103 (20%) Female
- Criminal History (prior to FY2013 community start date)
 - 246 (48%) had no history of state responsible terms of incarceration.
 - 146 (29%) had exactly one term of state responsible incarceration.
 - 70 (14%) had exactly two terms of state responsible incarceration.
 - 45 (9%) had at least three terms of state responsible incarceration.
- DOC Crime Type
 - 124 (25%) had a “Violent” most serious offense.
 - 254 (50%) had a “Property/Public Order” most serious offense.
 - 107 (21%) had a “Drug” most serious offense.
 - 22 (4%) did not have their offense information reported.
- Age on FY2013 Community Start Date
 - 206 (41%) were younger than age 30.
 - 192 (38%) were between ages 30 and 44.
 - 81 (16%) were between ages 45 and 54.
 - 28 (5%) were age 55 or older.
- Supervision Assignment Level
 - 109 (22%) had a “Low” supervision assignment level.
 - 320 (63%) had a “Medium” supervision assignment level.
 - 44 (9%) had an “Elevated” supervision assignment level.
 - 4 (<1%) had a “High” supervision assignment level.
 - 30 (6%) did not have a supervision assignment level reported.
- Offenders with History of Positive Tests for Drugs (prior to CY2018)
 - 270 (53%) had none.
 - 74 (15%) had exactly one.
 - 70 (14%) had two or three.
 - 67 (13%) had between four and nine.
 - 26 (5%) had at least ten.
- COMPAS Recidivism Risk Level
 - 169 (33%) were at “Low” risk to recidivate.
 - 181 (36%) were at “Medium” risk to recidivate.
 - 128 (25%) were at “High” risk to recidivate.
 - 29 (6%) did not have a recidivism risk level reported.

District 6 (Suffolk P&P) – Recidivating Offenders

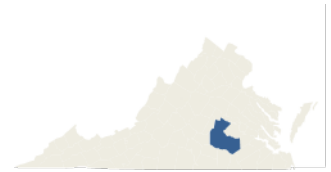
(includes the County of Isle of Wight and City of Suffolk)



- 80 (15.8%) of the FY2013 community starters from Suffolk P&P were sentenced to a term of state responsible incarceration within three years of their community start date.
- Gender
 - 69 (86%) Male
 - 11 (14%) Female
- Criminal History (prior to FY2013 community start date)
 - 25 (31%) had no history of state responsible terms of incarceration.
 - 25 (31%) had exactly one term of state responsible incarceration.
 - 15 (19%) had exactly two terms of state responsible incarceration.
 - 15 (19%) had at least three terms of state responsible incarceration.
- DOC Crime Type (on FY2013 Community Start Date)
 - 24 (30%) had a “Violent” most serious offense.
 - 45 (56%) had a “Property/Public Order” most serious offense.
 - 11 (14%) had a “Drug” most serious offense.
- Age on FY2013 Community Start Date
 - 35 (44%) were younger than age 30.
 - 36 (45%) were between ages 30 and 44.
 - 7 (9%) were between ages 45 and 54.
 - 2 (2%) were age 55 or older.
- Supervision Assignment Level
 - 3 (4%) had a “Low” supervision assignment level.
 - 60 (75%) had a “Medium” supervision assignment level.
 - 12 (15%) had an “Elevated” supervision assignment level.
 - 1 (1%) had a “High” supervision assignment level.
 - 4 (5%) did not have a supervision assignment level reported.
- Offenders with History of Positive Tests for Drugs (prior to CY2018)
 - 29 (36%) had none.
 - 12 (15%) had exactly one.
 - 18 (23%) had two or three.
 - 16 (20%) had between four and nine.
 - 5 (6%) had at least ten.
- COMPAS Recidivism Risk Level
 - 12 (15%) were at “Low” risk to recidivate.
 - 29 (36%) were at “Medium” risk to recidivate.
 - 36 (45%) were at “High” risk to recidivate.
 - 3 (4%) did not have a recidivism risk level reported.

District 7 (Petersburg P&P) – All Community Starters

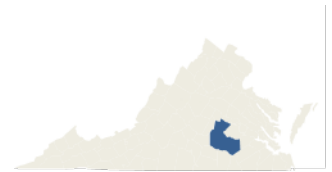
(includes the Counties of Amelia, Dinwiddie, Nottoway, and Powhatan and the City of Petersburg)



- 723 of the FY2013 community starters had Petersburg P&P as their primary supervision location.
- Gender
 - 604 (84%) Male
 - 119 (16%) Female
- Criminal History (prior to FY2013 community start date)
 - 328 (45%) had no history of state responsible terms of incarceration.
 - 223 (31%) had exactly one term of state responsible incarceration.
 - 94 (13%) had exactly two terms of state responsible incarceration.
 - 78 (11%) had at least three terms of state responsible incarceration.
- DOC Crime Type
 - 169 (23%) had a “Violent” most serious offense.
 - 331 (46%) had a “Property/Public Order” most serious offense.
 - 198 (27%) had a “Drug” most serious offense.
 - 25 (4%) did not have their offense information reported.
- Age on FY2013 Community Start Date
 - 314 (43%) were younger than age 30.
 - 259 (36%) were between ages 30 and 44.
 - 105 (15%) were between ages 45 and 54.
 - 45 (6%) were age 55 or older.
- Supervision Assignment Level
 - 130 (18%) had a “Low” supervision assignment level.
 - 467 (65%) had a “Medium” supervision assignment level.
 - 54 (8%) had an “Elevated” supervision assignment level.
 - 4 (<1%) had a “High” supervision assignment level.
 - 68 (9%) did not have a supervision assignment level reported.
- Offenders with History of Positive Tests for Drugs (prior to CY2018)
 - 391 (54%) had none.
 - 76 (11%) had exactly one.
 - 104 (14%) had two or three.
 - 105 (14%) had between four and nine.
 - 47 (7%) had at least ten.
- COMPAS Recidivism Risk Level
 - 242 (34%) were at “Low” risk to recidivate.
 - 235 (33%) were at “Medium” risk to recidivate.
 - 205 (28%) were at “High” risk to recidivate.
 - 41 (5%) did not have a recidivism risk level reported.

District 7 (Petersburg P&P) – Recidivating Offenders

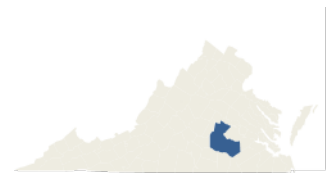
(includes the Counties of Amelia, Dinwiddie, Nottoway, and Powhatan and the City of Petersburg)



- 127 (17.6%) of the FY2013 community starters from Petersburg P&P were sentenced to a term of state responsible incarceration within three years of their community start date.
- Gender
 - 114 (90%) Male
 - 13 (10%) Female
- Criminal History (prior to FY2013 community start date)
 - 43 (34%) had no history of state responsible terms of incarceration.
 - 44 (34%) had exactly one term of state responsible incarceration.
 - 20 (16%) had exactly two terms of state responsible incarceration.
 - 20 (16%) had at least three terms of state responsible incarceration.
- DOC Crime Type (on FY2013 Community Start Date)
 - 41 (32%) had a “Violent” most serious offense.
 - 66 (52%) had a “Property/Public Order” most serious offense.
 - 20 (16%) had a “Drug” most serious offense.
- Age on FY2013 Community Start Date
 - 74 (58%) were younger than age 30.
 - 41 (32%) were between ages 30 and 44.
 - 10 (8%) were between ages 45 and 54.
 - 2 (2%) were age 55 or older.
- Supervision Assignment Level
 - 7 (6%) had a “Low” supervision assignment level.
 - 90 (71%) had a “Medium” supervision assignment level.
 - 18 (14%) had an “Elevated” supervision assignment level.
 - 2 (2%) had a “High” supervision assignment level.
 - 10 (8%) did not have a supervision assignment level reported.
- Offenders with History of Positive Tests for Drugs (prior to CY2018)
 - 37 (29%) had none.
 - 12 (9%) had exactly one.
 - 31 (25%) had two or three.
 - 32 (25%) had between four and nine.
 - 15 (12%) had at least ten.
- COMPAS Recidivism Risk Level
 - 15 (12%) were at “Low” risk to recidivate.
 - 52 (41%) were at “Medium” risk to recidivate.
 - 60 (47%) were at “High” risk to recidivate.

District 8 (South Boston P&P) – All Community Starters

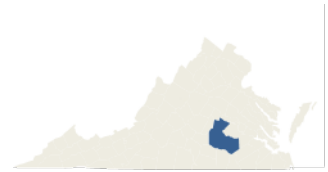
(includes the Counties of Halifax, Lunenburg, and Mecklenburg)



- 408 of the FY2013 community starters had South Boston P&P as their primary supervision location.
- Gender
 - 325 (80%) Male
 - 83 (20%) Female
- Criminal History (prior to FY2013 community start date)
 - 215 (53%) had no history of state responsible terms of incarceration.
 - 114 (28%) had exactly one term of state responsible incarceration.
 - 45 (11%) had exactly two terms of state responsible incarceration.
 - 34 (8%) had at least three terms of state responsible incarceration.
- DOC Crime Type
 - 100 (25%) had a “Violent” most serious offense.
 - 207 (51%) had a “Property/Public Order” most serious offense.
 - 83 (20%) had a “Drug” most serious offense.
 - 18 (4%) did not have their offense information reported.
- Age on FY2013 Community Start Date
 - 171 (42%) were younger than age 30.
 - 159 (39%) were between ages 30 and 44.
 - 57 (14%) were between ages 45 and 54.
 - 21 (5%) were age 55 or older.
- Supervision Assignment Level
 - 141 (35%) had a “Low” supervision assignment level.
 - 242 (59%) had a “Medium” supervision assignment level.
 - 12 (3%) had an “Elevated” supervision assignment level.
 - 28 (3%) did not have a supervision assignment level reported.
- Offenders with History of Positive Tests for Drugs (prior to CY2018)
 - 265 (65%) had none.
 - 57 (14%) had exactly one.
 - 51 (13%) had two or three.
 - 30 (7%) had between four and nine.
 - 5 (1%) had at least ten.
- COMPAS Recidivism Risk Level
 - 177 (44%) were at “Low” risk to recidivate.
 - 116 (28%) were at “Medium” risk to recidivate.
 - 83 (20%) were at “High” risk to recidivate.
 - 32 (8%) did not have a recidivism risk level reported.

District 8 (South Boston P&P) – Recidivating Offenders

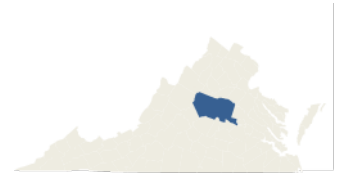
(includes the Counties of Halifax, Lunenburg, and Mecklenburg)



- 61 (15.0%) of the FY2013 community starters from South Boston P&P were sentenced to a term of state responsible incarceration within three years of their community start date.
- Gender
 - 52 (85%) Male
 - 9 (15%) Female
- Criminal History (prior to FY2013 community start date)
 - 25 (41%) had no history of state responsible terms of incarceration.
 - 19 (31%) had exactly one term of state responsible incarceration.
 - 7 (12%) had exactly two terms of state responsible incarceration.
 - 10 (16%) had at least three terms of state responsible incarceration.
- DOC Crime Type (on FY2013 Community Start Date)
 - 17 (28%) had a “Violent” most serious offense.
 - 36 (59%) had a “Property/Public Order” most serious offense.
 - 8 (13%) had a “Drug” most serious offense.
- Age on FY2013 Community Start Date
 - 38 (62%) were younger than age 30.
 - 18 (29%) were between ages 30 and 44.
 - 4 (7%) were between ages 45 and 54.
 - 1 (2%) were age 55 or older.
- Supervision Assignment Level
 - 12 (20%) had a “Low” supervision assignment level.
 - 46 (75%) had a “Medium” supervision assignment level.
 - 2 (3%) had an “Elevated” supervision assignment level.
 - 1 (2%) did not have a supervision assignment level reported.
- Offenders with History of Positive Tests for Drugs (prior to CY2018)
 - 31 (51%) had none.
 - 7 (11%) had exactly one.
 - 16 (26%) had two or three.
 - 6 (10%) had between four and nine.
 - 1 (2%) had at least ten.
- COMPAS Recidivism Risk Level
 - 7 (12%) were at “Low” risk to recidivate.
 - 21 (34%) were at “Medium” risk to recidivate.
 - 31 (51%) were at “High” risk to recidivate.
 - 2 (3%) did not have a recidivism risk level reported.

District 9 (Charlottesville P&P) – All Community Starters

(includes the Counties of Albemarle, Fluvanna, Goochland, and Louisa and City of Charlottesville)



- 701 of the FY2013 community starters had Charlottesville P&P as their primary supervision location.
- Gender
 - 570 (81%) Male
 - 131 (19%) Female
- Criminal History (prior to FY2013 community start date)
 - 287 (41%) had no history of state responsible terms of incarceration.
 - 210 (30%) had exactly one term of state responsible incarceration.
 - 105 (15%) had exactly two terms of state responsible incarceration.
 - 99 (14%) had at least three terms of state responsible incarceration.
- DOC Crime Type
 - 164 (23%) had a “Violent” most serious offense.
 - 320 (46%) had a “Property/Public Order” most serious offense.
 - 197 (28%) had a “Drug” most serious offense.
 - 20 (3%) did not have their offense information reported.
- Age on FY2013 Community Start Date
 - 262 (37%) were younger than age 30.
 - 268 (38%) were between ages 30 and 44.
 - 129 (19%) were between ages 45 and 54.
 - 42 (6%) were age 55 or older.
- Supervision Assignment Level
 - 97 (14%) had a “Low” supervision assignment level.
 - 504 (72%) had a “Medium” supervision assignment level.
 - 65 (9%) had an “Elevated” supervision assignment level.
 - 7 (1%) had a “High” supervision assignment level.
 - 28 (4%) did not have a supervision assignment level reported.
- Offenders with History of Positive Tests for Drugs (prior to CY2018)
 - 365 (52%) had none.
 - 69 (10%) had exactly one.
 - 92 (13%) had two or three.
 - 96 (14%) had between four and nine.
 - 79 (11%) had at least ten.
- COMPAS Recidivism Risk Level
 - 231 (33%) were at “Low” risk to recidivate.
 - 219 (31%) were at “Medium” risk to recidivate.
 - 206 (30%) were at “High” risk to recidivate.
 - 45 (6%) did not have a recidivism risk level reported.

District 9 (Charlottesville P&P) – Recidivating Offenders

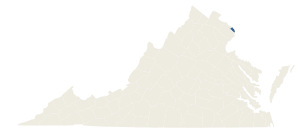
(includes the Counties of Albemarle, Fluvanna, Goochland, and Louisa and City of Charlottesville)



- 139 (19.8%) of the FY2013 community starters from Charlottesville P&P were sentenced to a term of state responsible incarceration within three years of their community start date.
- Gender
 - 128 (92%) Male
 - 11 (8%) Female
- Criminal History (prior to FY2013 community start date)
 - 31 (22%) had no history of state responsible terms of incarceration.
 - 53 (38%) had exactly one term of state responsible incarceration.
 - 21 (15%) had exactly two terms of state responsible incarceration.
 - 34 (25%) had at least three terms of state responsible incarceration.
- DOC Crime Type (on FY2013 Community Start Date)
 - 40 (29%) had a “Violent” most serious offense.
 - 78 (56%) had a “Property/Public Order” most serious offense.
 - 21 (15%) had a “Drug” most serious offense.
- Age on FY2013 Community Start Date
 - 59 (43%) were younger than age 30.
 - 56 (40%) were between ages 30 and 44.
 - 18 (13%) were between ages 45 and 54.
 - 6 (4%) were age 55 or older.
- Supervision Assignment Level
 - 4 (3%) had a “Low” supervision assignment level.
 - 108 (78%) had a “Medium” supervision assignment level.
 - 26 (19%) had an “Elevated” supervision assignment level.
 - 1 (<1%) had a “High” supervision assignment level.
- Offenders with History of Positive Tests for Drugs (prior to CY2018)
 - 34 (25%) had none.
 - 14 (10%) had exactly one.
 - 30 (21%) had two or three.
 - 34 (25%) had between four and nine.
 - 27 (19%) had at least ten.
- COMPAS Recidivism Risk Level
 - 23 (17%) were at “Low” risk to recidivate.
 - 53 (38%) were at “Medium” risk to recidivate.
 - 62 (45%) were at “High” risk to recidivate.
 - 1 (<1%) did not have a recidivism risk level reported.

District 10 (Arlington P&P) – All Community Starters

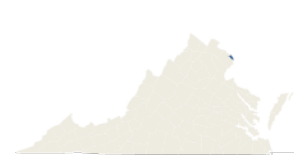
(includes the County of Arlington and City of Falls Church)



- 854 of the FY2013 community starters had Arlington P&P as their primary supervision location.
- Gender
 - 641 (75%) Male
 - 212 (25%) Female
 - 1 (<1%) Other
- Criminal History (prior to FY2013 community start date)
 - 638 (75%) had no history of state responsible terms of incarceration.
 - 137 (16%) had exactly one term of state responsible incarceration.
 - 42 (5%) had exactly two terms of state responsible incarceration.
 - 37 (4%) had at least three terms of state responsible incarceration.
- DOC Crime Type
 - 87 (10%) had a “Violent” most serious offense.
 - 353 (41%) had a “Property/Public Order” most serious offense.
 - 115 (14%) had a “Drug” most serious offense.
 - 299 (35%) did not have their offense information reported.
- Age on FY2013 Community Start Date
 - 246 (29%) were younger than age 30.
 - 326 (38%) were between ages 30 and 44.
 - 204 (24%) were between ages 45 and 54.
 - 78 (9%) were age 55 or older.
- Supervision Assignment Level
 - 249 (29%) had a “Low” supervision assignment level.
 - 490 (57%) had a “Medium” supervision assignment level.
 - 14 (2%) had an “Elevated” supervision assignment level.
 - 6 (<1%) had a “High” supervision assignment level.
 - 95 (11%) did not have a supervision assignment level reported.
- Offenders with History of Positive Tests for Drugs (prior to CY2018)
 - 707 (83%) had none.
 - 48 (6%) had exactly one.
 - 43 (5%) had two or three.
 - 48 (6%) had between four and nine.
 - 8 (<1%) had at least ten.
- COMPAS Recidivism Risk Level
 - 133 (16%) were at “Low” risk to recidivate.
 - 93 (11%) were at “Medium” risk to recidivate.
 - 88 (10%) were at “High” risk to recidivate.
 - 539 (63%) did not have a recidivism risk level reported.

District 10 (Arlington P&P) – Recidivating Offenders

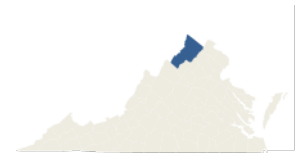
(includes the County of Arlington and City of Falls Church)



- 101 (11.8%) of the FY2013 community starters from Arlington P&P were sentenced to a term of state responsible incarceration within three years of their community start date.
- Gender
 - 89 (88%) Male
 - 12 (12%) Female
- Criminal History (prior to FY2013 community start date)
 - 42 (41%) had no history of state responsible terms of incarceration.
 - 32 (32%) had exactly one term of state responsible incarceration.
 - 14 (14%) had exactly two terms of state responsible incarceration.
 - 13 (13%) had at least three terms of state responsible incarceration.
- DOC Crime Type (on FY2013 Community Start Date)
 - 16 (16%) had a “Violent” most serious offense.
 - 72 (71%) had a “Property/Public Order” most serious offense.
 - 12 (12%) had a “Drug” most serious offense.
 - 1 (1%) did not have their offense information reported.
- Age on FY2013 Community Start Date
 - 31 (31%) were younger than age 30.
 - 36 (35%) were between ages 30 and 44.
 - 26 (26%) were between ages 45 and 54.
 - 8 (8%) were age 55 or older.
- Supervision Assignment Level
 - 18 (18%) had a “Low” supervision assignment level.
 - 64 (63%) had a “Medium” supervision assignment level.
 - 5 (5%) had an “Elevated” supervision assignment level.
 - 2 (2%) had a “High” supervision assignment level.
 - 12 (12%) did not have a supervision assignment level reported.
- Offenders with History of Positive Tests for Drugs (prior to CY2018)
 - 66 (65%) had none.
 - 7 (7%) had exactly one.
 - 9 (9%) had two or three.
 - 17 (17%) had between four and nine.
 - 2 (2%) had at least ten.
- COMPAS Recidivism Risk Level
 - 15 (15%) were at “Low” risk to recidivate.
 - 24 (24%) were at “Medium” risk to recidivate.
 - 34 (34%) were at “High” risk to recidivate.
 - 28 (27%) did not have a recidivism risk level reported.

District 11 (Winchester P&P) – All Community Starters

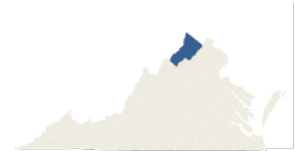
(includes the Counties of Clarke, Frederick, Shenandoah, and Warren and the City of Winchester)



- 1,046 of the FY2013 community starters had Winchester P&P as their primary supervision location.
- Gender
 - 780 (75%) Male
 - 266 (25%) Female
- Criminal History (prior to FY2013 community start date)
 - 692 (66%) had no history of state responsible terms of incarceration.
 - 209 (20%) had exactly one term of state responsible incarceration.
 - 71 (7%) had exactly two terms of state responsible incarceration.
 - 74 (7%) had at least three terms of state responsible incarceration.
- DOC Crime Type
 - 189 (18%) had a “Violent” most serious offense.
 - 542 (52%) had a “Property/Public Order” most serious offense.
 - 285 (27%) had a “Drug” most serious offense.
 - 30 (3%) did not have their offense information reported.
- Age on FY2013 Community Start Date
 - 454 (44%) were younger than age 30.
 - 402 (38%) were between ages 30 and 44.
 - 144 (14%) were between ages 45 and 54.
 - 46 (4%) were age 55 or older.
- Supervision Assignment Level
 - 235 (22%) had a “Low” supervision assignment level.
 - 638 (61%) had a “Medium” supervision assignment level.
 - 69 (7%) had an “Elevated” supervision assignment level.
 - 34 (3%) had a “High” supervision assignment level.
 - 70 (7%) did not have a supervision assignment level reported.
- Offenders with History of Positive Tests for Drugs (prior to CY2018)
 - 556 (53%) had none.
 - 150 (14%) had exactly one.
 - 155 (15%) had two or three.
 - 141 (14%) had between four and nine.
 - 44 (4%) had at least ten.
- COMPAS Recidivism Risk Level
 - 331 (32%) were at “Low” risk to recidivate.
 - 279 (27%) were at “Medium” risk to recidivate.
 - 315 (30%) were at “High” risk to recidivate.
 - 121 (11%) did not have a recidivism risk level reported.

District 11 (Winchester P&P) – Recidivating Offenders

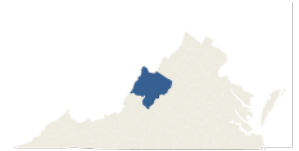
(includes the Counties of Clarke, Frederick, Shenandoah, and Warren and the City of Winchester)



- 203 (19.4%) of the FY2013 community starters from Winchester P&P were sentenced to a term of state responsible incarceration within three years of their community start date.
- Gender
 - 166 (82%) Male
 - 37 (18%) Female
- Criminal History (prior to FY2013 community start date)
 - 103 (51%) had no history of state responsible terms of incarceration.
 - 52 (26%) had exactly one term of state responsible incarceration.
 - 23 (11%) had exactly two terms of state responsible incarceration.
 - 25 (12%) had at least three terms of state responsible incarceration.
- DOC Crime Type (on FY2013 Community Start Date)
 - 37 (18%) had a “Violent” most serious offense.
 - 116 (57%) had a “Property/Public Order” most serious offense.
 - 50 (25%) had a “Drug” most serious offense.
- Age on FY2013 Community Start Date
 - 100 (49%) were younger than age 30.
 - 79 (39%) were between ages 30 and 44.
 - 19 (9%) were between ages 45 and 54.
 - 5 (3%) were age 55 or older.
- Supervision Assignment Level
 - 10 (5%) had a “Low” supervision assignment level.
 - 149 (73%) had a “Medium” supervision assignment level.
 - 21 (10%) had an “Elevated” supervision assignment level.
 - 13 (7%) had a “High” supervision assignment level.
 - 10 (5%) did not have a supervision assignment level reported.
- Offenders with History of Positive Tests for Drugs (prior to CY2018)
 - 62 (31%) had none.
 - 32 (16%) had exactly one.
 - 43 (21%) had two or three.
 - 45 (22%) had between four and nine.
 - 21 (10%) had at least ten.
- COMPAS Recidivism Risk Level
 - 36 (18%) were at “Low” risk to recidivate.
 - 57 (28%) were at “Medium” risk to recidivate.
 - 107 (53%) were at “High” risk to recidivate.
 - 3 (1%) did not have a recidivism risk level reported.

District 12 (Staunton P&P) – All Community Starters

(included the Counties of Augusta, Bath, Highland, and Rockbridge and Cities of Buena Vista, Lexington, Staunton, and Waynesboro)²

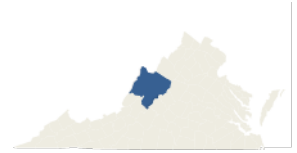


- 604 of the FY2013 community starters had Staunton P&P as their primary supervision location.
- Gender
 - 453 (75%) Male
 - 151 (25%) Female
- Criminal History (prior to FY2013 community start date)
 - 305 (50%) had no history of state responsible terms of incarceration.
 - 179 (30%) had exactly one term of state responsible incarceration.
 - 60 (10%) had exactly two terms of state responsible incarceration.
 - 60 (10%) had at least three terms of state responsible incarceration.
- DOC Crime Type
 - 147 (24%) had a “Violent” most serious offense.
 - 316 (53%) had a “Property/Public Order” most serious offense.
 - 127 (21%) had a “Drug” most serious offense.
 - 14 (2%) did not have their offense information reported.
- Age on FY2013 Community Start Date
 - 225 (37%) were younger than age 30.
 - 241 (40%) were between ages 30 and 44.
 - 97 (16%) were between ages 45 and 54.
 - 41 (7%) were age 55 or older.
- Supervision Assignment Level
 - 99 (17%) had a “Low” supervision assignment level.
 - 392 (65%) had a “Medium” supervision assignment level.
 - 51 (8%) had an “Elevated” supervision assignment level.
 - 11 (2%) had a “High” supervision assignment level.
 - 51 (8%) did not have a supervision assignment level reported.
- Offenders with History of Positive Tests for Drugs (prior to CY2018)
 - 327 (54%) had none.
 - 62 (10%) had exactly one.
 - 84 (14%) had two or three.
 - 93 (16%) had between four and nine.
 - 38 (6%) had at least ten.
- COMPAS Recidivism Risk Level
 - 248 (41%) were at “Low” risk to recidivate.
 - 181 (30%) were at “Medium” risk to recidivate.
 - 137 (23%) were at “High” risk to recidivate.
 - 38 (6%) did not have a recidivism risk level reported.

² On March 1, 2018, district boundaries were moved so that Rockbridge County, Buena Vista, and Lexington transferred from District 12 (Staunton P&P) to District 40 (Fincastle P&P).

District 12 (Staunton P&P) – Recidivating Offenders

(includes the Counties of Augusta, Bath, Highland, and Rockbridge and Cities of Buena Vista, Lexington, Staunton, and Waynesboro)³

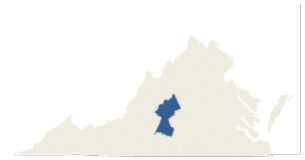


- 150 (24.8%) of the FY2013 community starters from Staunton P&P were sentenced to a term of state responsible incarceration within three years of their community start date.
- Gender
 - 121 (81%) Male
 - 29 (19%) Female
- Criminal History (prior to FY2013 community start date)
 - 57 (38%) had no history of state responsible terms of incarceration.
 - 47 (31%) had exactly one term of state responsible incarceration.
 - 18 (12%) had exactly two terms of state responsible incarceration.
 - 28 (19%) had at least three terms of state responsible incarceration.
- DOC Crime Type (on FY2013 Community Start Date)
 - 39 (26%) had a “Violent” most serious offense.
 - 89 (59%) had a “Property/Public Order” most serious offense.
 - 22 (15%) had a “Drug” most serious offense.
- Age on FY2013 Community Start Date
 - 68 (45%) were younger than age 30.
 - 60 (40%) were between ages 30 and 44.
 - 18 (12%) were between ages 45 and 54.
 - 4 (3%) were age 55 or older.
- Supervision Assignment Level
 - 2 (1%) had a “Low” supervision assignment level.
 - 106 (71%) had a “Medium” supervision assignment level.
 - 28 (19%) had an “Elevated” supervision assignment level.
 - 3 (2%) had a “High” supervision assignment level.
 - 11 (7%) did not have a supervision assignment level reported.
- Offenders with History of Positive Tests for Drugs (prior to CY2018)
 - 57 (38%) had none.
 - 18 (12%) had exactly one.
 - 32 (21%) had two or three.
 - 30 (20%) had between four and nine.
 - 13 (9%) had at least ten.
- COMPAS Recidivism Risk Level
 - 26 (17%) were at “Low” risk to recidivate.
 - 64 (43%) were at “Medium” risk to recidivate.
 - 57 (38%) were at “High” risk to recidivate.
 - 3 (2%) did not have a recidivism risk level reported.

³ On March 1, 2018, district boundaries were moved so that Rockbridge County, Buena Vista, and Lexington transferred from District 12 (Staunton P&P) to District 40 (Fincastle P&P).

District 13 (Lynchburg P&P) – All Community Starters

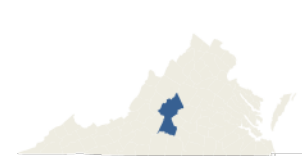
(includes the Counties of Amherst, Campbell, and Nelson, and the City of Lynchburg)



- 820 of the FY2013 community starters had Lynchburg P&P as their primary supervision location.
- Gender
 - 643 (78%) Male
 - 177 (22%) Female
- Criminal History (prior to FY2013 community start date)
 - 422 (52%) had no history of state responsible terms of incarceration.
 - 220 (27%) had exactly one term of state responsible incarceration.
 - 92 (11%) had exactly two terms of state responsible incarceration.
 - 86 (10%) had at least three terms of state responsible incarceration.
- DOC Crime Type
 - 195 (24%) had a “Violent” most serious offense.
 - 359 (44%) had a “Property/Public Order” most serious offense.
 - 226 (27%) had a “Drug” most serious offense.
 - 40 (5%) did not have their offense information reported.
- Age on FY2013 Community Start Date
 - 335 (41%) were younger than age 30.
 - 296 (36%) were between ages 30 and 44.
 - 143 (17%) were between ages 45 and 54.
 - 46 (6%) were age 55 or older.
- Supervision Assignment Level
 - 136 (17%) had a “Low” supervision assignment level.
 - 545 (67%) had a “Medium” supervision assignment level.
 - 67 (8%) had an “Elevated” supervision assignment level.
 - 44 (5%) had a “High” supervision assignment level.
 - 28 (3%) did not have a supervision assignment level reported.
- Offenders with History of Positive Tests for Drugs (prior to CY2018)
 - 389 (47%) had none.
 - 114 (14%) had exactly one.
 - 97 (12%) had two or three.
 - 157 (19%) had between four and nine.
 - 63 (8%) had at least ten.
- COMPAS Recidivism Risk Level
 - 255 (31%) were at “Low” risk to recidivate.
 - 252 (31%) were at “Medium” risk to recidivate.
 - 304 (37%) were at “High” risk to recidivate.
 - 9 (1%) did not have a recidivism risk level reported.

District 13 (Lynchburg P&P) – Recidivating Offenders

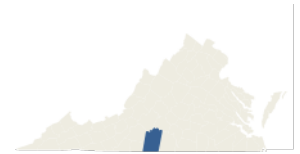
(includes the Counties of Amherst, Campbell, and Nelson, and the City of Lynchburg)



- 156 (19.0%) of the FY2013 community starters from Lynchburg P&P were sentenced to a term of state responsible incarceration within three years of their community start date.
- Gender
 - 137 (88%) Male
 - 19 (12%) Female
- Criminal History (prior to FY2013 community start date)
 - 47 (30%) had no history of state responsible terms of incarceration.
 - 45 (29%) had exactly one term of state responsible incarceration.
 - 29 (19%) had exactly two terms of state responsible incarceration.
 - 35 (22%) had at least three terms of state responsible incarceration.
- DOC Crime Type (on FY2013 Community Start Date)
 - 41 (26%) had a “Violent” most serious offense.
 - 76 (49%) had a “Property/Public Order” most serious offense.
 - 39 (25%) had a “Drug” most serious offense.
- Age on FY2013 Community Start Date
 - 67 (43%) were younger than age 30.
 - 62 (40%) were between ages 30 and 44.
 - 21 (13%) were between ages 45 and 54.
 - 6 (4%) were age 55 or older.
- Supervision Assignment Level
 - 6 (4%) had a “Low” supervision assignment level.
 - 111 (71%) had a “Medium” supervision assignment level.
 - 19 (12%) had an “Elevated” supervision assignment level.
 - 16 (10%) had a “High” supervision assignment level.
 - 4 (3%) did not have a supervision assignment level reported.
- Offenders with History of Positive Tests for Drugs (prior to CY2018)
 - 34 (22%) had none.
 - 25 (16%) had exactly one.
 - 26 (17%) had two or three.
 - 45 (28%) had between four and nine.
 - 26 (17%) had at least ten.
- COMPAS Recidivism Risk Level
 - 18 (12%) were at “Low” risk to recidivate.
 - 44 (28%) were at “Medium” risk to recidivate.
 - 93 (60%) were at “High” risk to recidivate.
 - 1 (<1%) did not have a recidivism risk level reported.

District 14 (Danville P&P) – All Community Starters

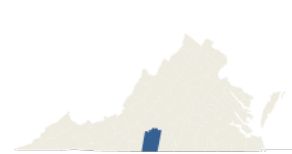
(includes the County of Pittsylvania and the City of Danville)



- 996 of the FY2013 community starters had Danville P&P as their primary supervision location.
- Gender
 - 753 (76%) Male
 - 241 (24%) Female
 - 2 (<1%) Other
- Criminal History (prior to FY2013 community start date)
 - 556 (56%) had no history of state responsible terms of incarceration.
 - 242 (24%) had exactly one term of state responsible incarceration.
 - 115 (12%) had exactly two terms of state responsible incarceration.
 - 83 (8%) had at least three terms of state responsible incarceration.
- DOC Crime Type
 - 176 (18%) had a “Violent” most serious offense.
 - 549 (55%) had a “Property/Public Order” most serious offense.
 - 247 (25%) had a “Drug” most serious offense.
 - 24 (2%) did not have their offense information reported.
- Age on FY2013 Community Start Date
 - 338 (34%) were younger than age 30.
 - 369 (37%) were between ages 30 and 44.
 - 214 (21%) were between ages 45 and 54.
 - 75 (8%) were age 55 or older.
- Supervision Assignment Level
 - 249 (25%) had a “Low” supervision assignment level.
 - 610 (61%) had a “Medium” supervision assignment level.
 - 43 (4%) had an “Elevated” supervision assignment level.
 - 3 (<1%) had a “High” supervision assignment level.
 - 91 (9%) did not have a supervision assignment level reported.
- Offenders with History of Positive Tests for Drugs (prior to CY2018)
 - 465 (47%) had none.
 - 174 (17%) had exactly one.
 - 199 (20%) had two or three.
 - 147 (15%) had between four and nine.
 - 11 (1%) had at least ten.
- COMPAS Recidivism Risk Level
 - 390 (39%) were at “Low” risk to recidivate.
 - 297 (30%) were at “Medium” risk to recidivate.
 - 237 (24%) were at “High” risk to recidivate.
 - 72 (7%) did not have a recidivism risk level reported.

District 14 (Danville P&P) – Recidivating Offenders

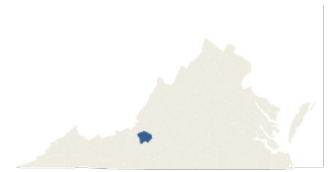
(includes the County of Pittsylvania and the City of Danville)



- 229 (23.0%) of the FY2013 community starters from Danville P&P were sentenced to a term of state responsible incarceration within three years of their community start date.
- Gender
 - 184 (80%) Male
 - 45 (20%) Female
- Criminal History (prior to FY2013 community start date)
 - 101 (44%) had no history of state responsible terms of incarceration.
 - 68 (30%) had exactly one term of state responsible incarceration.
 - 33 (14%) had exactly two terms of state responsible incarceration.
 - 27 (12%) had at least three terms of state responsible incarceration.
- DOC Crime Type (on FY2013 Community Start Date)
 - 38 (17%) had a “Violent” most serious offense.
 - 136 (59%) had a “Property/Public Order” most serious offense.
 - 55 (24%) had a “Drug” most serious offense.
- Age on FY2013 Community Start Date
 - 96 (42%) were younger than age 30.
 - 78 (34%) were between ages 30 and 44.
 - 47 (21%) were between ages 45 and 54.
 - 8 (3%) were age 55 or older.
- Supervision Assignment Level
 - 23 (10%) had a “Low” supervision assignment level.
 - 170 (74%) had a “Medium” supervision assignment level.
 - 15 (7%) had an “Elevated” supervision assignment level.
 - 1 (<1%) had a “High” supervision assignment level.
 - 20 (9%) did not have a supervision assignment level reported.
- Offenders with History of Positive Tests for Drugs (prior to CY2018)
 - 64 (28%) had none.
 - 34 (15%) had exactly one.
 - 73 (32%) had two or three.
 - 53 (23%) had between four and nine.
 - 5 (2%) had at least ten.
- COMPAS Recidivism Risk Level
 - 55 (24%) were at “Low” risk to recidivate.
 - 79 (35%) were at “Medium” risk to recidivate.
 - 87 (38%) were at “High” risk to recidivate.
 - 8 (3%) did not have a recidivism risk level reported.

District 15 (Roanoke P&P) – All Community Starters

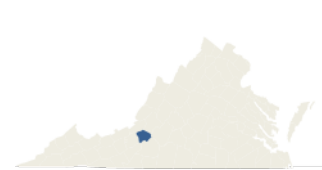
(includes the County of Roanoke and the Cities of Roanoke and Salem)



- 1,088 of the FY2013 community starters had Roanoke P&P as their primary supervision location.
- Gender
 - 783 (72%) Male
 - 305 (28%) Female
- Criminal History (prior to FY2013 community start date)
 - 584 (54%) had no history of state responsible terms of incarceration.
 - 270 (25%) had exactly one term of state responsible incarceration.
 - 120 (11%) had exactly two terms of state responsible incarceration.
 - 114 (10%) had at least three terms of state responsible incarceration.
- DOC Crime Type
 - 252 (23%) had a “Violent” most serious offense.
 - 555 (51%) had a “Property/Public Order” most serious offense.
 - 248 (23%) had a “Drug” most serious offense.
 - 33 (3%) did not have their offense information reported.
- Age on FY2013 Community Start Date
 - 440 (40%) were younger than age 30.
 - 418 (38%) were between ages 30 and 44.
 - 164 (15%) were between ages 45 and 54.
 - 66 (6%) were age 55 or older.
- Supervision Assignment Level
 - 183 (17%) had a “Low” supervision assignment level.
 - 636 (58%) had a “Medium” supervision assignment level.
 - 160 (15%) had an “Elevated” supervision assignment level.
 - 51 (5%) had a “High” supervision assignment level.
 - 58 (5%) did not have a supervision assignment level reported.
- Offenders with History of Positive Tests for Drugs (prior to CY2018)
 - 485 (45%) had none.
 - 110 (10%) had exactly one.
 - 145 (13%) had two or three.
 - 177 (16%) had between four and nine.
 - 171 (16%) had at least ten.
- COMPAS Recidivism Risk Level
 - 316 (29%) were at “Low” risk to recidivate.
 - 337 (31%) were at “Medium” risk to recidivate.
 - 386 (36%) were at “High” risk to recidivate.
 - 49 (4%) did not have a recidivism risk level reported.

District 15 (Roanoke P&P) – Recidivating Offenders

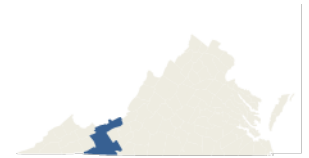
(includes the County of Roanoke and the Cities of Roanoke and Salem)



- 238 (21.9%) of the FY2013 community starters from Roanoke P&P were sentenced to a term of state responsible incarceration within three years of their community start date.
- Gender
 - 190 (80%) Male
 - 48 (20%) Female
- Criminal History (prior to FY2013 community start date)
 - 87 (36%) had no history of state responsible terms of incarceration.
 - 71 (30%) had exactly one term of state responsible incarceration.
 - 40 (17%) had exactly two terms of state responsible incarceration.
 - 40 (17%) had at least three terms of state responsible incarceration.
- DOC Crime Type (on FY2013 Community Start Date)
 - 67 (28%) had a “Violent” most serious offense.
 - 133 (56%) had a “Property/Public Order” most serious offense.
 - 38 (16%) had a “Drug” most serious offense.
- Age on FY2013 Community Start Date
 - 103 (43%) were younger than age 30.
 - 97 (41%) were between ages 30 and 44.
 - 28 (12%) were between ages 45 and 54.
 - 10 (4%) were age 55 or older.
- Supervision Assignment Level
 - 7 (3%) had a “Low” supervision assignment level.
 - 145 (61%) had a “Medium” supervision assignment level.
 - 53 (22%) had an “Elevated” supervision assignment level.
 - 20 (8%) had a “High” supervision assignment level.
 - 13 (6%) did not have a supervision assignment level reported.
- Offenders with History of Positive Tests for Drugs (prior to CY2018)
 - 69 (29%) had none.
 - 31 (13%) had exactly one.
 - 34 (14%) had two or three.
 - 48 (20%) had between four and nine.
 - 56 (24%) had at least ten.
- COMPAS Recidivism Risk Level
 - 33 (14%) were at “Low” risk to recidivate.
 - 59 (25%) were at “Medium” risk to recidivate.
 - 140 (59%) were at “High” risk to recidivate.
 - 6 (2%) did not have a recidivism risk level reported.

District 16 (Wytheville P&P) – All Community Starters

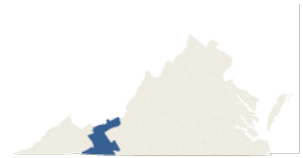
(includes the Counties of Bland, Carroll, Giles, Grayson, and Wythe and the City of Galax)



- 640 of the FY2013 community starters had Wytheville P&P as their primary supervision location.
- Gender
 - 443 (69%) Male
 - 195 (31%) Female
 - 2 (<1%) Other
- Criminal History (prior to FY2013 community start date)
 - 425 (66%) had no history of state responsible terms of incarceration.
 - 149 (23%) had exactly one term of state responsible incarceration.
 - 42 (7%) had exactly two terms of state responsible incarceration.
 - 24 (4%) had at least three terms of state responsible incarceration.
- DOC Crime Type
 - 116 (18%) had a “Violent” most serious offense.
 - 295 (46%) had a “Property/Public Order” most serious offense.
 - 183 (29%) had a “Drug” most serious offense.
 - 46 (7%) did not have their offense information reported.
- Age on FY2013 Community Start Date
 - 225 (35%) were younger than age 30.
 - 285 (45%) were between ages 30 and 44.
 - 95 (15%) were between ages 45 and 54.
 - 35 (5%) were age 55 or older.
- Supervision Assignment Level
 - 89 (14%) had a “Low” supervision assignment level.
 - 447 (70%) had a “Medium” supervision assignment level.
 - 31 (5%) had an “Elevated” supervision assignment level.
 - 3 (<1%) had a “High” supervision assignment level.
 - 70 (11%) did not have a supervision assignment level reported.
- Offenders with History of Positive Tests for Drugs (prior to CY2018)
 - 402 (63%) had none.
 - 78 (12%) had exactly one.
 - 76 (12%) had two or three.
 - 65 (10%) had between four and nine.
 - 19 (3%) had at least ten.
- COMPAS Recidivism Risk Level
 - 223 (35%) were at “Low” risk to recidivate.
 - 159 (25%) were at “Medium” risk to recidivate.
 - 124 (19%) were at “High” risk to recidivate.
 - 134 (21%) did not have a recidivism risk level reported.

District 16 (Wytheville P&P) – Recidivating Offenders

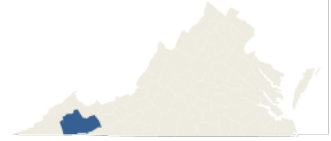
(includes the Counties of Bland, Carroll, Giles, Grayson, and Wythe and the City of Galax)



- 133 (20.8%) of the FY2013 community starters from Wytheville P&P were sentenced to a term of state responsible incarceration within three years of their community start date.
- Gender
 - 113 (85%) Male
 - 20 (15%) Female
- Criminal History (prior to FY2013 community start date)
 - 73 (55%) had no history of state responsible terms of incarceration.
 - 32 (24%) had exactly one term of state responsible incarceration.
 - 18 (14%) had exactly two terms of state responsible incarceration.
 - 10 (7%) had at least three terms of state responsible incarceration.
- DOC Crime Type (on FY2013 Community Start Date)
 - 31 (23%) had a “Violent” most serious offense.
 - 62 (47%) had a “Property/Public Order” most serious offense.
 - 40 (30%) had a “Drug” most serious offense.
- Age on FY2013 Community Start Date
 - 56 (42%) were younger than age 30.
 - 61 (46%) were between ages 30 and 44.
 - 10 (8%) were between ages 45 and 54.
 - 6 (4%) were age 55 or older.
- Supervision Assignment Level
 - 5 (4%) had a “Low” supervision assignment level.
 - 105 (79%) had a “Medium” supervision assignment level.
 - 11 (8%) had an “Elevated” supervision assignment level.
 - 2 (2%) had a “High” supervision assignment level.
 - 10 (7%) did not have a supervision assignment level reported.
- Offenders with History of Positive Tests for Drugs (prior to CY2018)
 - 59 (44%) had none.
 - 20 (15%) had exactly one.
 - 21 (16%) had two or three.
 - 25 (19%) had between four and nine.
 - 8 (6%) had at least ten.
- COMPAS Recidivism Risk Level
 - 33 (25%) were at “Low” risk to recidivate.
 - 39 (29%) were at “Medium” risk to recidivate.
 - 46 (35%) were at “High” risk to recidivate.
 - 15 (11%) did not have a recidivism risk level reported.

District 17 (Abingdon P&P) – All Community Starters

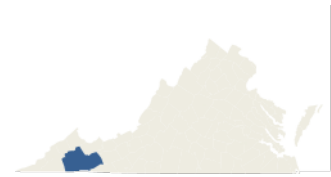
(includes the Counties of Russell, Smyth, and Washington, and the City of Bristol)



- 952 of the FY2013 community starters had Abingdon P&P as their primary supervision location.
- Gender
 - 638 (67%) Male
 - 314 (33%) Female
- Criminal History (prior to FY2013 community start date)
 - 570 (60%) had no history of state responsible terms of incarceration.
 - 256 (27%) had exactly one term of state responsible incarceration.
 - 89 (9%) had exactly two terms of state responsible incarceration.
 - 37 (4%) had at least three terms of state responsible incarceration.
- DOC Crime Type
 - 146 (15%) had a “Violent” most serious offense.
 - 530 (56%) had a “Property/Public Order” most serious offense.
 - 248 (26%) had a “Drug” most serious offense.
 - 28 (3%) did not have their offense information reported.
- Age on FY2013 Community Start Date
 - 347 (37%) were younger than age 30.
 - 412 (43%) were between ages 30 and 44.
 - 147 (15%) were between ages 45 and 54.
 - 46 (5%) were age 55 or older.
- Supervision Assignment Level
 - 216 (23%) had a “Low” supervision assignment level.
 - 611 (64%) had a “Medium” supervision assignment level.
 - 51 (5%) had an “Elevated” supervision assignment level.
 - 7 (<1%) had a “High” supervision assignment level.
 - 67 (7%) did not have a supervision assignment level reported.
- Offenders with History of Positive Tests for Drugs (prior to CY2018)
 - 611 (64%) had none.
 - 107 (11%) had exactly one.
 - 111 (12%) had two or three.
 - 98 (10%) had between four and nine.
 - 25 (3%) had at least ten.
- COMPAS Recidivism Risk Level
 - 412 (43%) were at “Low” risk to recidivate.
 - 277 (29%) were at “Medium” risk to recidivate.
 - 170 (18%) were at “High” risk to recidivate.
 - 93 (10%) did not have a recidivism risk level reported.

District 17 (Abingdon P&P) – Recidivating Offenders

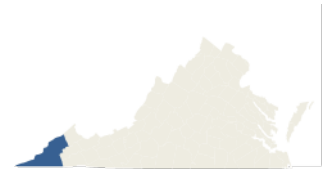
(includes the Counties of Russell, Smyth, and Washington, and the City of Bristol)



- 185 (19.4%) of the FY2013 community starters from Abingdon P&P were sentenced to a term of state responsible incarceration within three years of their community start date.
- Gender
 - 144 (78%) Male
 - 41 (22%) Female
- Criminal History (prior to FY2013 community start date)
 - 95 (51%) had no history of state responsible terms of incarceration.
 - 56 (30%) had exactly one term of state responsible incarceration.
 - 22 (12%) had exactly two terms of state responsible incarceration.
 - 12 (7%) had at least three terms of state responsible incarceration.
- DOC Crime Type (on FY2013 Community Start Date)
 - 41 (22%) had a “Violent” most serious offense.
 - 99 (54%) had a “Property/Public Order” most serious offense.
 - 45 (24%) had a “Drug” most serious offense.
- Age on FY2013 Community Start Date
 - 79 (43%) were younger than age 30.
 - 84 (45%) were between ages 30 and 44.
 - 18 (10%) were between ages 45 and 54.
 - 4 (2%) were age 55 or older.
- Supervision Assignment Level
 - 5 (3%) had a “Low” supervision assignment level.
 - 148 (80%) had a “Medium” supervision assignment level.
 - 21 (11%) had an “Elevated” supervision assignment level.
 - 3 (2%) had a “High” supervision assignment level.
 - 8 (4%) did not have a supervision assignment level reported.
- Offenders with History of Positive Tests for Drugs (prior to CY2018)
 - 84 (45%) had none.
 - 31 (17%) had exactly one.
 - 34 (18%) had two or three.
 - 26 (14%) had between four and nine.
 - 10 (6%) had at least ten.
- COMPAS Recidivism Risk Level
 - 49 (26%) were at “Low” risk to recidivate.
 - 68 (37%) were at “Medium” risk to recidivate.
 - 63 (34%) were at “High” risk to recidivate.
 - 5 (3%) did not have a recidivism risk level reported.

District 18 (Norton P&P) – All Community Starters

(includes the Counties of Dickenson, Lee, Scott, and Wise and the City of Norton)



- 831 of the FY2013 community starters had Norton P&P as their primary supervision location.
- Gender
 - 571 (69%) Male
 - 256 (31%) Female
 - 4 (<1%) Other
- Criminal History (prior to FY2013 community start date)
 - 447 (54%) had no history of state responsible terms of incarceration.
 - 267 (32%) had exactly one term of state responsible incarceration.
 - 71 (9%) had exactly two terms of state responsible incarceration.
 - 46 (5%) had at least three terms of state responsible incarceration.
- DOC Crime Type
 - 129 (16%) had a “Violent” most serious offense.
 - 415 (50%) had a “Property/Public Order” most serious offense.
 - 234 (28%) had a “Drug” most serious offense.
 - 53 (6%) did not have their offense information reported.
- Age on FY2013 Community Start Date
 - 272 (33%) were younger than age 30.
 - 378 (46%) were between ages 30 and 44.
 - 129 (15%) were between ages 45 and 54.
 - 52 (6%) were age 55 or older.
- Supervision Assignment Level
 - 252 (30%) had a “Low” supervision assignment level.
 - 433 (52%) had a “Medium” supervision assignment level.
 - 47 (6%) had an “Elevated” supervision assignment level.
 - 99 (12%) did not have a supervision assignment level reported.
- Offenders with History of Positive Tests for Drugs (prior to CY2018)
 - 486 (59%) had none.
 - 107 (13%) had exactly one.
 - 100 (12%) had two or three.
 - 110 (13%) had between four and nine.
 - 28 (3%) had at least ten.
- COMPAS Recidivism Risk Level
 - 305 (37%) were at “Low” risk to recidivate.
 - 228 (27%) were at “Medium” risk to recidivate.
 - 153 (19%) were at “High” risk to recidivate.
 - 145 (17%) did not have a recidivism risk level reported.

District 18 (Norton P&P) – Recidivating Offenders

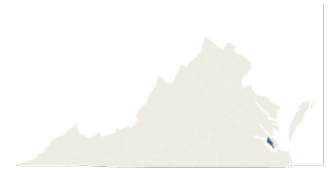
(includes the Counties of Dickenson, Lee, Scott, and Wise and the City of Norton)



- 173 (20.8%) of the FY2013 community starters from Norton P&P were sentenced to a term of state responsible incarceration within three years of their community start date.
- Gender
 - 141 (78%) Male
 - 32 (22%) Female
- Criminal History (prior to FY2013 community start date)
 - 72 (42%) had no history of state responsible terms of incarceration.
 - 63 (36%) had exactly one term of state responsible incarceration.
 - 21 (12%) had exactly two terms of state responsible incarceration.
 - 17 (10%) had at least three terms of state responsible incarceration.
- DOC Crime Type (on FY2013 Community Start Date)
 - 35 (20%) had a “Violent” most serious offense.
 - 103 (60%) had a “Property/Public Order” most serious offense.
 - 35 (20%) had a “Drug” most serious offense.
- Age on FY2013 Community Start Date
 - 69 (40%) were younger than age 30.
 - 83 (48%) were between ages 30 and 44.
 - 17 (10%) were between ages 45 and 54.
 - 4 (2%) were age 55 or older.
- Supervision Assignment Level
 - 12 (7%) had a “Low” supervision assignment level.
 - 125 (72%) had a “Medium” supervision assignment level.
 - 23 (13%) had an “Elevated” supervision assignment level.
 - 13 (8%) did not have a supervision assignment level reported.
- Offenders with History of Positive Tests for Drugs (prior to CY2018)
 - 69 (40%) had none.
 - 25 (15%) had exactly one.
 - 30 (17%) had two or three.
 - 38 (22%) had between four and nine.
 - 11 (6%) had at least ten.
- COMPAS Recidivism Risk Level
 - 32 (19%) were at “Low” risk to recidivate.
 - 67 (39%) were at “Medium” risk to recidivate.
 - 61 (35%) were at “High” risk to recidivate.
 - 13 (7%) did not have a recidivism risk level reported.

District 19 (Newport News P&P) – All Community Starters

(includes the City of Newport News)



- 842 of the FY2013 community starters had Newport News P&P as their primary supervision location.
- Gender
 - 688 (82%) Male
 - 154 (18%) Female
- Criminal History (prior to FY2013 community start date)
 - 387 (46%) had no history of state responsible terms of incarceration.
 - 246 (29%) had exactly one term of state responsible incarceration.
 - 99 (12%) had exactly two terms of state responsible incarceration.
 - 110 (13%) had at least three terms of state responsible incarceration.
- DOC Crime Type
 - 218 (26%) had a “Violent” most serious offense.
 - 391 (46%) had a “Property/Public Order” most serious offense.
 - 187 (22%) had a “Drug” most serious offense.
 - 46 (6%) did not have their offense information reported.
- Age on FY2013 Community Start Date
 - 325 (39%) were younger than age 30.
 - 306 (36%) were between ages 30 and 44.
 - 157 (19%) were between ages 45 and 54.
 - 54 (6%) were age 55 or older.
- Supervision Assignment Level
 - 184 (22%) had a “Low” supervision assignment level.
 - 470 (56%) had a “Medium” supervision assignment level.
 - 96 (11%) had an “Elevated” supervision assignment level.
 - 32 (4%) had a “High” supervision assignment level.
 - 60 (7%) did not have a supervision assignment level reported.
- Offenders with History of Positive Tests for Drugs (prior to CY2018)
 - 394 (47%) had none.
 - 125 (15%) had exactly one.
 - 108 (13%) had two or three.
 - 144 (17%) had between four and nine.
 - 71 (8%) had at least ten.
- COMPAS Recidivism Risk Level
 - 271 (32%) were at “Low” risk to recidivate.
 - 275 (33%) were at “Medium” risk to recidivate.
 - 251 (30%) were at “High” risk to recidivate.
 - 45 (5%) did not have a recidivism risk level reported.

District 19 (Newport News P&P) – Recidivating Offenders

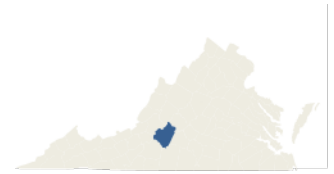
(includes the City of Newport News)



- 156 (18.5%) of the FY2013 community starters from Newport News P&P were sentenced to a term of state responsible incarceration within three years of their community start date.
- Gender
 - 136 (87%) Male
 - 20 (13%) Female
- Criminal History (prior to FY2013 community start date)
 - 55 (35%) had no history of state responsible terms of incarceration.
 - 52 (33%) had exactly one term of state responsible incarceration.
 - 18 (12%) had exactly two terms of state responsible incarceration.
 - 31 (20%) had at least three terms of state responsible incarceration.
- DOC Crime Type (on FY2013 Community Start Date)
 - 45 (29%) had a “Violent” most serious offense.
 - 79 (51%) had a “Property/Public Order” most serious offense.
 - 32 (20%) had a “Drug” most serious offense.
- Age on FY2013 Community Start Date
 - 71 (46%) were younger than age 30.
 - 49 (31%) were between ages 30 and 44.
 - 28 (18%) were between ages 45 and 54.
 - 8 (5%) were age 55 or older.
- Supervision Assignment Level
 - 6 (4%) had a “Low” supervision assignment level.
 - 103 (66%) had a “Medium” supervision assignment level.
 - 24 (15%) had an “Elevated” supervision assignment level.
 - 12 (8%) had a “High” supervision assignment level.
 - 11 (7%) did not have a supervision assignment level reported.
- Offenders with History of Positive Tests for Drugs (prior to CY2018)
 - 46 (29%) had none.
 - 21 (14%) had exactly one.
 - 26 (17%) had two or three.
 - 39 (25%) had between four and nine.
 - 24 (15%) had at least ten.
- COMPAS Recidivism Risk Level
 - 25 (16%) were at “Low” risk to recidivate.
 - 52 (33%) were at “Medium” risk to recidivate.
 - 75 (48%) were at “High” risk to recidivate.
 - 4 (3%) did not have a recidivism risk level reported.

District 20 (Bedford P&P) – All Community Starters

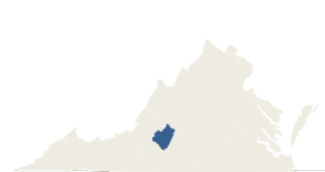
(includes the County of Bedford)



- 211 of the FY2013 community starters had Bedford P&P as their primary supervision location.
- Gender
 - 151 (72%) Male
 - 60 (28%) Female
- Criminal History (prior to FY2013 community start date)
 - 131 (62%) had no history of state responsible terms of incarceration.
 - 48 (23%) had exactly one term of state responsible incarceration.
 - 19 (9%) had exactly two terms of state responsible incarceration.
 - 13 (6%) had at least three terms of state responsible incarceration.
- DOC Crime Type
 - 45 (21%) had a “Violent” most serious offense.
 - 114 (54%) had a “Property/Public Order” most serious offense.
 - 39 (19%) had a “Drug” most serious offense.
 - 13 (6%) did not have their offense information reported.
- Age on FY2013 Community Start Date
 - 86 (41%) were younger than age 30.
 - 75 (35%) were between ages 30 and 44.
 - 33 (16%) were between ages 45 and 54.
 - 17 (8%) were age 55 or older.
- Supervision Assignment Level
 - 46 (22%) had a “Low” supervision assignment level.
 - 126 (60%) had a “Medium” supervision assignment level.
 - 20 (9%) had an “Elevated” supervision assignment level.
 - 12 (6%) had a “High” supervision assignment level.
 - 7 (3%) did not have a supervision assignment level reported.
- Offenders with History of Positive Tests for Drugs (prior to CY2018)
 - 97 (46%) had none.
 - 20 (9%) had exactly one.
 - 29 (14%) had two or three.
 - 37 (18%) had between four and nine.
 - 28 (13%) had at least ten.
- COMPAS Recidivism Risk Level
 - 90 (43%) were at “Low” risk to recidivate.
 - 59 (28%) were at “Medium” risk to recidivate.
 - 58 (27%) were at “High” risk to recidivate.
 - 4 (2%) did not have a recidivism risk level reported.

District 20 (Bedford P&P) – Recidivating Offenders

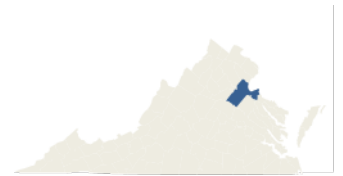
(includes the County of Bedford)



- 27 (12.8%) of the FY2013 community starters from Bedford P&P were sentenced to a term of state responsible incarceration within three years of their community start date.
- Gender
 - 18 (67%) Male
 - 9 (33%) Female
- Criminal History (prior to FY2013 community start date)
 - 12 (44%) had no history of state responsible terms of incarceration.
 - 7 (26%) had exactly one term of state responsible incarceration.
 - 3 (11%) had exactly two terms of state responsible incarceration.
 - 5 (19%) had at least three terms of state responsible incarceration.
- DOC Crime Type (on FY2013 Community Start Date)
 - 7 (26%) had a “Violent” most serious offense.
 - 15 (56%) had a “Property/Public Order” most serious offense.
 - 5 (18%) had a “Drug” most serious offense.
- Age on FY2013 Community Start Date
 - 14 (52%) were younger than age 30.
 - 8 (29%) were between ages 30 and 44.
 - 4 (15%) were between ages 45 and 54.
 - 1 (4%) were age 55 or older.
- Supervision Assignment Level
 - 1 (4%) had a “Low” supervision assignment level.
 - 15 (56%) had a “Medium” supervision assignment level.
 - 4 (15%) had an “Elevated” supervision assignment level.
 - 5 (18%) had a “High” supervision assignment level.
 - 2 (7%) did not have a supervision assignment level reported.
- Offenders with History of Positive Tests for Drugs (prior to CY2018)
 - 7 (26%) had none.
 - 2 (7%) had exactly one.
 - 3 (11%) had two or three.
 - 8 (30%) had between four and nine.
 - 7 (26%) had at least ten.
- COMPAS Recidivism Risk Level
 - 2 (7%) were at “Low” risk to recidivate.
 - 10 (37%) were at “Medium” risk to recidivate.
 - 15 (56%) were at “High” risk to recidivate.

District 21 (Fredericksburg P&P) – All Community Starters

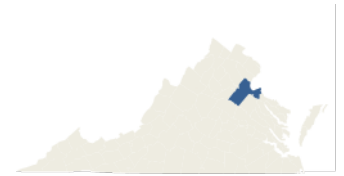
(includes the Counties of King George, Spotsylvania, and Stafford and the City of Fredericksburg)



- 1,231 of the FY2013 community starters had Fredericksburg P&P as their primary supervision location.
- Gender
 - 897 (73%) Male
 - 334 (27%) Female
- Criminal History (prior to FY2013 community start date)
 - 715 (58%) had no history of state responsible terms of incarceration.
 - 318 (26%) had exactly one term of state responsible incarceration.
 - 117 (9%) had exactly two terms of state responsible incarceration.
 - 81 (7%) had at least three terms of state responsible incarceration.
- DOC Crime Type
 - 217 (18%) had a “Violent” most serious offense.
 - 676 (55%) had a “Property/Public Order” most serious offense.
 - 277 (22%) had a “Drug” most serious offense.
 - 61 (5%) did not have their offense information reported.
- Age on FY2013 Community Start Date
 - 590 (48%) were younger than age 30.
 - 430 (35%) were between ages 30 and 44.
 - 165 (13%) were between ages 45 and 54.
 - 46 (4%) were age 55 or older.
- Supervision Assignment Level
 - 335 (27%) had a “Low” supervision assignment level.
 - 700 (57%) had a “Medium” supervision assignment level.
 - 64 (5%) had an “Elevated” supervision assignment level.
 - 17 (2%) had a “High” supervision assignment level.
 - 115 (9%) did not have a supervision assignment level reported.
- Offenders with History of Positive Tests for Drugs (prior to CY2018)
 - 659 (53%) had none.
 - 118 (10%) had exactly one.
 - 143 (12%) had two or three.
 - 182 (15%) had between four and nine.
 - 129 (10%) had at least ten.
- COMPAS Recidivism Risk Level
 - 377 (31%) were at “Low” risk to recidivate.
 - 367 (30%) were at “Medium” risk to recidivate.
 - 323 (26%) were at “High” risk to recidivate.
 - 164 (13%) did not have a recidivism risk level reported.

District 21 (Fredericksburg P&P) – Recidivating Offenders

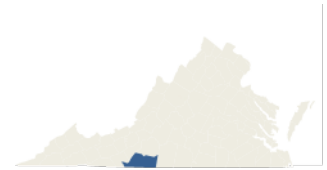
(includes the Counties of King George, Spotsylvania, and Stafford and the City of Fredericksburg)



- 325 (26.4%) of the FY2013 community starters from Fredericksburg P&P were sentenced to a term of state responsible incarceration within three years of their community start date.
- Gender
 - 262 (81%) Male
 - 63 (19%) Female
- Criminal History (prior to FY2013 community start date)
 - 150 (46%) had no history of state responsible terms of incarceration.
 - 99 (31%) had exactly one term of state responsible incarceration.
 - 45 (14%) had exactly two terms of state responsible incarceration.
 - 31 (9%) had at least three terms of state responsible incarceration.
- DOC Crime Type (on FY2013 Community Start Date)
 - 75 (23%) had a “Violent” most serious offense.
 - 202 (62%) had a “Property/Public Order” most serious offense.
 - 48 (15%) had a “Drug” most serious offense.
- Age on FY2013 Community Start Date
 - 168 (52%) were younger than age 30.
 - 116 (36%) were between ages 30 and 44.
 - 37 (11%) were between ages 45 and 54.
 - 4 (1%) were age 55 or older.
- Supervision Assignment Level
 - 54 (17%) had a “Low” supervision assignment level.
 - 219 (67%) had a “Medium” supervision assignment level.
 - 22 (7%) had an “Elevated” supervision assignment level.
 - 9 (3%) had a “High” supervision assignment level.
 - 21 (7%) did not have a supervision assignment level reported.
- Offenders with History of Positive Tests for Drugs (prior to CY2018)
 - 106 (32%) had none.
 - 29 (9%) had exactly one.
 - 51 (16%) had two or three.
 - 77 (24%) had between four and nine.
 - 62 (19%) had at least ten.
- COMPAS Recidivism Risk Level
 - 67 (21%) were at “Low” risk to recidivate.
 - 108 (33%) were at “Medium” risk to recidivate.
 - 135 (41%) were at “High” risk to recidivate.
 - 15 (5%) did not have a recidivism risk level reported.

District 22 (Martinsville P&P) – All Community Starters

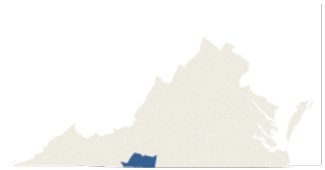
(includes the Counties of Henry and Patrick and the City of Martinsville)



- 504 of the FY2013 community starters had Martinsville P&P as their primary supervision location.
- Gender
 - 370 (73%) Male
 - 134 (27%) Female
- Criminal History (prior to FY2013 community start date)
 - 263 (52%) had no history of state responsible terms of incarceration.
 - 138 (28%) had exactly one term of state responsible incarceration.
 - 52 (10%) had exactly two terms of state responsible incarceration.
 - 51 (10%) had at least three terms of state responsible incarceration.
- DOC Crime Type
 - 105 (21%) had a “Violent” most serious offense.
 - 270 (53%) had a “Property/Public Order” most serious offense.
 - 100 (20%) had a “Drug” most serious offense.
 - 29 (6%) did not have their offense information reported.
- Age on FY2013 Community Start Date
 - 179 (35%) were younger than age 30.
 - 210 (42%) were between ages 30 and 44.
 - 85 (17%) were between ages 45 and 54.
 - 30 (6%) were age 55 or older.
- Supervision Assignment Level
 - 79 (16%) had a “Low” supervision assignment level.
 - 354 (70%) had a “Medium” supervision assignment level.
 - 30 (6%) had an “Elevated” supervision assignment level.
 - 8 (2%) had a “High” supervision assignment level.
 - 33 (6%) did not have a supervision assignment level reported.
- Offenders with History of Positive Tests for Drugs (prior to CY2018)
 - 259 (51%) had none.
 - 67 (13%) had exactly one.
 - 56 (11%) had two or three.
 - 84 (17%) had between four and nine.
 - 38 (8%) had at least ten.
- COMPAS Recidivism Risk Level
 - 189 (38%) were at “Low” risk to recidivate.
 - 147 (29%) were at “Medium” risk to recidivate.
 - 142 (28%) were at “High” risk to recidivate.
 - 26 (5%) did not have a recidivism risk level reported.

District 22 (Martinsville P&P) – Recidivating Offenders

(includes the Counties of Henry and Patrick and the City of Martinsville)



- 134 (26.6%) of the FY2013 community starters from Martinsville P&P were sentenced to a term of state responsible incarceration within three years of their community start date.
- Gender
 - 108 (81%) Male
 - 26 (19%) Female
- Criminal History (prior to FY2013 community start date)
 - 48 (36%) had no history of state responsible terms of incarceration.
 - 48 (36%) had exactly one term of state responsible incarceration.
 - 20 (15%) had exactly two terms of state responsible incarceration.
 - 18 (13%) had at least three terms of state responsible incarceration.
- DOC Crime Type (on FY2013 Community Start Date)
 - 30 (22%) had a “Violent” most serious offense.
 - 87 (65%) had a “Property/Public Order” most serious offense.
 - 17 (13%) had a “Drug” most serious offense.
- Age on FY2013 Community Start Date
 - 53 (40%) were younger than age 30.
 - 60 (45%) were between ages 30 and 44.
 - 19 (14%) were between ages 45 and 54.
 - 2 (1%) were age 55 or older.
- Supervision Assignment Level
 - 15 (11%) had a “Low” supervision assignment level.
 - 99 (74%) had a “Medium” supervision assignment level.
 - 10 (7%) had an “Elevated” supervision assignment level.
 - 4 (3%) had a “High” supervision assignment level.
 - 6 (5%) did not have a supervision assignment level reported.
- Offenders with History of Positive Tests for Drugs (prior to CY2018)
 - 53 (40%) had none.
 - 19 (14%) had exactly one.
 - 14 (10%) had two or three.
 - 38 (28%) had between four and nine.
 - 10 (8%) had at least ten.
- COMPAS Recidivism Risk Level
 - 24 (18%) were at “Low” risk to recidivate.
 - 47 (35%) were at “Medium” risk to recidivate.
 - 59 (44%) were at “High” risk to recidivate.
 - 4 (3%) did not have a recidivism risk level reported.

District 23 (Virginia Beach P&P) – All Community Starters

(includes the City of Virginia Beach)



- 1,121 of the FY2013 community starters had Virginia Beach P&P as their primary supervision location.
- Gender
 - 933 (83%) Male
 - 188 (17%) Female
- Criminal History (prior to FY2013 community start date)
 - 542 (48%) had no history of state responsible terms of incarceration.
 - 338 (30%) had exactly one term of state responsible incarceration.
 - 132 (12%) had exactly two terms of state responsible incarceration.
 - 109 (10%) had at least three terms of state responsible incarceration.
- DOC Crime Type
 - 259 (23%) had a “Violent” most serious offense.
 - 561 (50%) had a “Property/Public Order” most serious offense.
 - 233 (21%) had a “Drug” most serious offense.
 - 68 (6%) did not have their offense information reported.
- Age on FY2013 Community Start Date
 - 458 (41%) were younger than age 30.
 - 442 (39%) were between ages 30 and 44.
 - 175 (16%) were between ages 45 and 54.
 - 46 (4%) were age 55 or older.
- Supervision Assignment Level
 - 286 (26%) had a “Low” supervision assignment level.
 - 570 (51%) had a “Medium” supervision assignment level.
 - 124 (11%) had an “Elevated” supervision assignment level.
 - 28 (2%) had a “High” supervision assignment level.
 - 113 (10%) did not have a supervision assignment level reported.
- Offenders with History of Positive Tests for Drugs (prior to CY2018)
 - 569 (51%) had none.
 - 118 (10%) had exactly one.
 - 167 (15%) had two or three.
 - 177 (16%) had between four and nine.
 - 90 (8%) had at least ten.
- COMPAS Recidivism Risk Level
 - 342 (30%) were at “Low” risk to recidivate.
 - 378 (34%) were at “Medium” risk to recidivate.
 - 301 (27%) were at “High” risk to recidivate.
 - 100 (9%) did not have a recidivism risk level reported.

District 23 (Virginia Beach P&P) – Recidivating Offenders

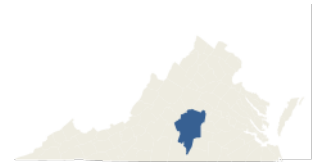
(includes the City of Virginia Beach)



- 239 (21.3%) of the FY2013 community starters from Virginia Beach P&P were sentenced to a term of state responsible incarceration within three years of their community start date.
- Gender
 - 209 (87%) Male
 - 30 (13%) Female
- Criminal History (prior to FY2013 community start date)
 - 72 (30%) had no history of state responsible terms of incarceration.
 - 69 (29%) had exactly one term of state responsible incarceration.
 - 47 (20%) had exactly two terms of state responsible incarceration.
 - 51 (21%) had at least three terms of state responsible incarceration.
- DOC Crime Type (on FY2013 Community Start Date)
 - 67 (28%) had a “Violent” most serious offense.
 - 138 (58%) had a “Property/Public Order” most serious offense.
 - 34 (14%) had a “Drug” most serious offense.
- Age on FY2013 Community Start Date
 - 93 (39%) were younger than age 30.
 - 99 (41%) were between ages 30 and 44.
 - 42 (18%) were between ages 45 and 54.
 - 5 (2%) were age 55 or older.
- Supervision Assignment Level
 - 17 (7%) had a “Low” supervision assignment level.
 - 152 (63%) had a “Medium” supervision assignment level.
 - 40 (17%) had an “Elevated” supervision assignment level.
 - 16 (7%) had a “High” supervision assignment level.
 - 14 (6%) did not have a supervision assignment level reported.
- Offenders with History of Positive Tests for Drugs (prior to CY2018)
 - 78 (33%) had none.
 - 25 (10%) had exactly one.
 - 45 (19%) had two or three.
 - 59 (25%) had between four and nine.
 - 32 (13%) had at least ten.
- COMPAS Recidivism Risk Level
 - 38 (16%) were at “Low” risk to recidivate.
 - 82 (34%) were at “Medium” risk to recidivate.
 - 113 (47X%) were at “High” risk to recidivate.
 - 6 (3%) did not have a recidivism risk level reported.

District 24 (Farmville P&P) – All Community Starters

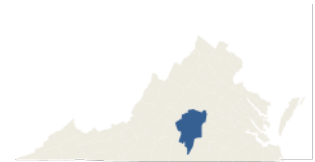
(includes the Counties of Appomattox, Buckingham, Charlotte, Cumberland, and Prince Edward)



- 316 of the FY2013 community starters had Farmville P&P as their primary supervision location.
- Gender
 - 253 (80%) Male
 - 63 (20%) Female
- Criminal History (prior to FY2013 community start date)
 - 165 (52%) had no history of state responsible terms of incarceration.
 - 83 (26%) had exactly one term of state responsible incarceration.
 - 37 (12%) had exactly two terms of state responsible incarceration.
 - 31 (10%) had at least three terms of state responsible incarceration.
- DOC Crime Type
 - 68 (21%) had a “Violent” most serious offense.
 - 154 (49%) had a “Property/Public Order” most serious offense.
 - 79 (25%) had a “Drug” most serious offense.
 - 15 (5%) did not have their offense information reported.
- Age on FY2013 Community Start Date
 - 129 (41%) were younger than age 30.
 - 117 (37%) were between ages 30 and 44.
 - 56 (18%) were between ages 45 and 54.
 - 14 (4%) were age 55 or older.
- Supervision Assignment Level
 - 76 (24%) had a “Low” supervision assignment level.
 - 192 (61%) had a “Medium” supervision assignment level.
 - 27 (9%) had an “Elevated” supervision assignment level.
 - 7 (2%) had a “High” supervision assignment level.
 - 14 (4%) did not have a supervision assignment level reported.
- Offenders with History of Positive Tests for Drugs (prior to CY2018)
 - 148 (47%) had none.
 - 40 (13%) had exactly one.
 - 48 (15%) had two or three.
 - 49 (15%) had between four and nine.
 - 31 (10%) had at least ten.
- COMPAS Recidivism Risk Level
 - 116 (37%) were at “Low” risk to recidivate.
 - 107 (34%) were at “Medium” risk to recidivate.
 - 77 (24%) were at “High” risk to recidivate.
 - 16 (5%) did not have a recidivism risk level reported.

District 24 (Farmville P&P) – Recidivating Offenders

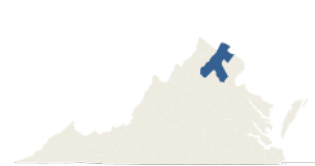
(includes the Counties of Appomattox, Buckingham, Charlotte, Cumberland, and Prince Edward)



- 70 (22.2%) of the FY2013 community starters from Farmville P&P were sentenced to a term of state responsible incarceration within three years of their community start date.
- Gender
 - 63 (90%) Male
 - 7 (10%) Female
- Criminal History (prior to FY2013 community start date)
 - 20 (29%) had no history of state responsible terms of incarceration.
 - 26 (37%) had exactly one term of state responsible incarceration.
 - 12 (17%) had exactly two terms of state responsible incarceration.
 - 12 (17%) had at least three terms of state responsible incarceration.
- DOC Crime Type (on FY2013 Community Start Date)
 - 25 (36%) had a “Violent” most serious offense.
 - 34 (48%) had a “Property/Public Order” most serious offense.
 - 11 (16%) had a “Drug” most serious offense.
- Age on FY2013 Community Start Date
 - 37 (53%) were younger than age 30.
 - 26 (37%) were between ages 30 and 44.
 - 7 (10%) were between ages 45 and 54.
- Supervision Assignment Level
 - 3 (4%) had a “Low” supervision assignment level.
 - 45 (64%) had a “Medium” supervision assignment level.
 - 14 (20%) had an “Elevated” supervision assignment level.
 - 6 (9%) had a “High” supervision assignment level.
 - 2 (3%) did not have a supervision assignment level reported.
- Offenders with History of Positive Tests for Drugs (prior to CY2018)
 - 16 (23%) had none.
 - 7 (10%) had exactly one.
 - 19 (27%) had two or three.
 - 19 (27%) had between four and nine.
 - 9 (13%) had at least ten.
- COMPAS Recidivism Risk Level
 - 6 (9%) were at “Low” risk to recidivate.
 - 32 (46%) were at “Medium” risk to recidivate.
 - 31 (44%) were at “High” risk to recidivate.
 - 1 (1%) did not have a recidivism risk level reported.

District 25 (Leesburg P&P) – All Community Starters

(includes the Counties of Fauquier, Loudoun, and Rappahannock)



- 661 of the FY2013 community starters had Leesburg P&P as their primary supervision location.
- Gender
 - 510 (77%) Male
 - 151 (23%) Female
- Criminal History (prior to FY2013 community start date)
 - 446 (68%) had no history of state responsible terms of incarceration.
 - 133 (20%) had exactly one term of state responsible incarceration.
 - 52 (8%) had exactly two terms of state responsible incarceration.
 - 30 (4%) had at least three terms of state responsible incarceration.
- DOC Crime Type
 - 90 (14%) had a “Violent” most serious offense.
 - 359 (54%) had a “Property/Public Order” most serious offense.
 - 167 (25%) had a “Drug” most serious offense.
 - 45 (7%) did not have their offense information reported.
- Age on FY2013 Community Start Date
 - 314 (48%) were younger than age 30.
 - 218 (33%) were between ages 30 and 44.
 - 102 (15%) were between ages 45 and 54.
 - 27 (4%) were age 55 or older.
- Supervision Assignment Level
 - 207 (31%) had a “Low” supervision assignment level.
 - 358 (54%) had a “Medium” supervision assignment level.
 - 46 (7%) had an “Elevated” supervision assignment level.
 - 2 (<1%) had a “High” supervision assignment level.
 - 48 (7%) did not have a supervision assignment level reported.
- Offenders with History of Positive Tests for Drugs (prior to CY2018)
 - 446 (67%) had none.
 - 50 (8%) had exactly one.
 - 71 (11%) had two or three.
 - 58 (9%) had between four and nine.
 - 36 (5%) had at least ten.
- COMPAS Recidivism Risk Level
 - 252 (38%) were at “Low” risk to recidivate.
 - 165 (25%) were at “Medium” risk to recidivate.
 - 138 (21%) were at “High” risk to recidivate.
 - 106 (16%) did not have a recidivism risk level reported.

District 25 (Leesburg P&P) – Recidivating Offenders

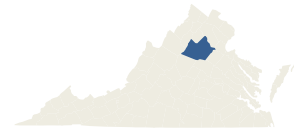
(includes the Counties of Fauquier, Loudoun, and Rappahannock)



- 119 (18.0%) of the FY2013 community starters from Leesburg P&P were sentenced to a term of state responsible incarceration within three years of their community start date.
- Gender
 - 95 (80%) Male
 - 24 (20%) Female
- Criminal History (prior to FY2013 community start date)
 - 60 (50%) had no history of state responsible terms of incarceration.
 - 27 (23%) had exactly one term of state responsible incarceration.
 - 21 (18%) had exactly two terms of state responsible incarceration.
 - 11 (9%) had at least three terms of state responsible incarceration.
- DOC Crime Type (on FY2013 Community Start Date)
 - 20 (17%) had a “Violent” most serious offense.
 - 79 (66%) had a “Property/Public Order” most serious offense.
 - 20 (17%) had a “Drug” most serious offense.
- Age on FY2013 Community Start Date
 - 65 (55%) were younger than age 30.
 - 36 (30%) were between ages 30 and 44.
 - 14 (12%) were between ages 45 and 54.
 - 4 (3%) were age 55 or older.
- Supervision Assignment Level
 - 14 (12%) had a “Low” supervision assignment level.
 - 76 (64%) had a “Medium” supervision assignment level.
 - 20 (17%) had an “Elevated” supervision assignment level.
 - 2 (1%) had a “High” supervision assignment level.
 - 7 (6%) did not have a supervision assignment level reported.
- Offenders with History of Positive Tests for Drugs (prior to CY2018)
 - 53 (45%) had none.
 - 8 (7%) had exactly one.
 - 23 (19%) had two or three.
 - 18 (15%) had between four and nine.
 - 17 (14%) had at least ten.
- COMPAS Recidivism Risk Level
 - 16 (13%) were at “Low” risk to recidivate.
 - 36 (30%) were at “Medium” risk to recidivate.
 - 59 (50%) were at “High” risk to recidivate.
 - 8 (7%) did not have a recidivism risk level reported.

District 26 (Culpeper P&P) – All Community Starters

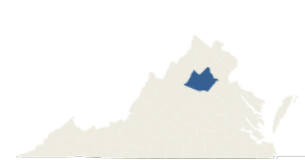
(includes the Counties of Culpeper, Greene, Madison, and Orange)



- 345 of the FY2013 community starters had Culpeper P&P as their primary supervision location.
- Gender
 - 265 (77%) Male
 - 80 (23%) Female
- Criminal History (prior to FY2013 community start date)
 - 189 (55%) had no history of state responsible terms of incarceration.
 - 93 (27%) had exactly one term of state responsible incarceration.
 - 34 (10%) had exactly two terms of state responsible incarceration.
 - 29 (8%) had at least three terms of state responsible incarceration.
- DOC Crime Type
 - 72 (21%) had a “Violent” most serious offense.
 - 170 (49%) had a “Property/Public Order” most serious offense.
 - 88 (26%) had a “Drug” most serious offense.
 - 15 (4%) did not have their offense information reported.
- Age on FY2013 Community Start Date
 - 149 (43%) were younger than age 30.
 - 127 (37%) were between ages 30 and 44.
 - 47 (14%) were between ages 45 and 54.
 - 22 (6%) were age 55 or older.
- Supervision Assignment Level
 - 80 (23%) had a “Low” supervision assignment level.
 - 198 (58%) had a “Medium” supervision assignment level.
 - 18 (5%) had an “Elevated” supervision assignment level.
 - 34 (10%) had a “High” supervision assignment level.
 - 15 (4%) did not have a supervision assignment level reported.
- Offenders with History of Positive Tests for Drugs (prior to CY2018)
 - 174 (51%) had none.
 - 46 (13%) had exactly one.
 - 38 (11%) had two or three.
 - 55 (16%) had between four and nine.
 - 32 (9%) had at least ten.
- COMPAS Recidivism Risk Level
 - 116 (34%) were at “Low” risk to recidivate.
 - 111 (32%) were at “Medium” risk to recidivate.
 - 103 (30%) were at “High” risk to recidivate.
 - 15 (4%) did not have a recidivism risk level reported.

District 26 (Culpeper P&P) – Recidivating Offenders

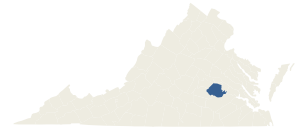
(includes the Counties of Culpeper, Greene, Madison, and Orange)



- 76 (22.0%) of the FY2013 community starters from Culpeper P&P were sentenced to a term of state responsible incarceration within three years of their community start date.
- Gender
 - 64 (84%) Male
 - 12 (16%) Female
- Criminal History (prior to FY2013 community start date)
 - 35 (46%) had no history of state responsible terms of incarceration.
 - 22 (29%) had exactly one term of state responsible incarceration.
 - 7 (9%) had exactly two terms of state responsible incarceration.
 - 12 (16%) had at least three terms of state responsible incarceration.
- DOC Crime Type (on FY2013 Community Start Date)
 - 18 (24%) had a “Violent” most serious offense.
 - 46 (60%) had a “Property/Public Order” most serious offense.
 - 12 (16%) had a “Drug” most serious offense.
- Age on FY2013 Community Start Date
 - 41 (54%) were younger than age 30.
 - 24 (32%) were between ages 30 and 44.
 - 8 (10%) were between ages 45 and 54.
 - 3 (4%) were age 55 or older.
- Supervision Assignment Level
 - 8 (10%) had a “Low” supervision assignment level.
 - 50 (66%) had a “Medium” supervision assignment level.
 - 2 (3%) had an “Elevated” supervision assignment level.
 - 11 (14%) had a “High” supervision assignment level.
 - 5 (7%) did not have a supervision assignment level reported.
- Offenders with History of Positive Tests for Drugs (prior to CY2018)
 - 17 (22%) had none.
 - 13 (17%) had exactly one.
 - 11 (15%) had two or three.
 - 23 (30%) had between four and nine.
 - 12 (16%) had at least ten.
- COMPAS Recidivism Risk Level
 - 9 (12%) were at “Low” risk to recidivate.
 - 31 (41%) were at “Medium” risk to recidivate.
 - 35 (46%) were at “High” risk to recidivate.
 - 1 (1%) did not have a recidivism risk level reported.

District 27 (Chesterfield P&P) – All Community Starters

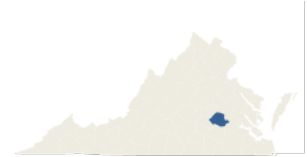
(includes the County of Chesterfield and City of Colonial Heights)



- 1,127 of the FY2013 community starters had Chesterfield P&P as their primary supervision location.
- Gender
 - 916 (81%) Male
 - 210 (19%) Female
 - 1 (<1%) Other
- Criminal History (prior to FY2013 community start date)
 - 562 (50%) had no history of state responsible terms of incarceration.
 - 350 (31%) had exactly one term of state responsible incarceration.
 - 123 (11%) had exactly two terms of state responsible incarceration.
 - 92 (8%) had at least three terms of state responsible incarceration.
- DOC Crime Type
 - 239 (21%) had a “Violent” most serious offense.
 - 573 (51%) had a “Property/Public Order” most serious offense.
 - 248 (22%) had a “Drug” most serious offense.
 - 67 (6%) did not have their offense information reported.
- Age on FY2013 Community Start Date
 - 465 (41%) were younger than age 30.
 - 421 (38%) were between ages 30 and 44.
 - 182 (16%) were between ages 45 and 54.
 - 59 (5%) were age 55 or older.
- Supervision Assignment Level
 - 174 (15%) had a “Low” supervision assignment level.
 - 684 (61%) had a “Medium” supervision assignment level.
 - 75 (7%) had an “Elevated” supervision assignment level.
 - 14 (1%) had a “High” supervision assignment level.
 - 180 (16%) did not have a supervision assignment level reported.
- Offenders with History of Positive Tests for Drugs (prior to CY2018)
 - 688 (61%) had none.
 - 117 (11%) had exactly one.
 - 129 (11%) had two or three.
 - 128 (11%) had between four and nine.
 - 65 (6%) had at least ten.
- COMPAS Recidivism Risk Level
 - 343 (30%) were at “Low” risk to recidivate.
 - 326 (29%) were at “Medium” risk to recidivate.
 - 305 (27%) were at “High” risk to recidivate.
 - 153 (14%) did not have a recidivism risk level reported.

District 27 (Chesterfield P&P) – Recidivating Offenders

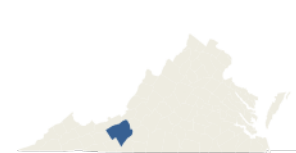
(includes the County of Chesterfield and City of Colonial Heights)



- 215 (19.1%) of the FY2013 community starters from Chesterfield P&P were sentenced to a term of state responsible incarceration within three years of their community start date.
- Gender
 - 182 (85%) Male
 - 33 (15%) Female
- Criminal History (prior to FY2013 community start date)
 - 93 (43%) had no history of state responsible terms of incarceration.
 - 55 (26%) had exactly one term of state responsible incarceration.
 - 36 (17%) had exactly two terms of state responsible incarceration.
 - 31 (14%) had at least three terms of state responsible incarceration.
- DOC Crime Type (on FY2013 Community Start Date)
 - 46 (21%) had a “Violent” most serious offense.
 - 129 (60%) had a “Property/Public Order” most serious offense.
 - 40 (19%) had a “Drug” most serious offense.
- Age on FY2013 Community Start Date
 - 99 (46%) were younger than age 30.
 - 86 (40%) were between ages 30 and 44.
 - 26 (12%) were between ages 45 and 54.
 - 4 (2%) were age 55 or older.
- Supervision Assignment Level
 - 14 (6%) had a “Low” supervision assignment level.
 - 157 (73%) had a “Medium” supervision assignment level.
 - 15 (7%) had an “Elevated” supervision assignment level.
 - 8 (4%) had a “High” supervision assignment level.
 - 21 (10%) did not have a supervision assignment level reported.
- Offenders with History of Positive Tests for Drugs (prior to CY2018)
 - 84 (39%) had none.
 - 33 (15%) had exactly one.
 - 43 (20%) had two or three.
 - 34 (16%) had between four and nine.
 - 21 (10%) had at least ten.
- COMPAS Recidivism Risk Level
 - 28 (13%) were at “Low” risk to recidivate.
 - 80 (37%) were at “Medium” risk to recidivate.
 - 99 (46%) were at “High” risk to recidivate.
 - 8 (4%) did not have a recidivism risk level reported.

District 28 (Radford P&P) – All Community Starters

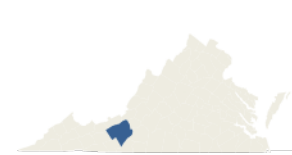
(includes the Counties of Montgomery, Floyd, and Pulaski, and the City of Radford)



- 604 of the FY2013 community starters had Radford P&P as their primary supervision location.
- Gender
 - 456 (76%) Male
 - 147 (24%) Female
 - 1 (<1%) Other
- Criminal History (prior to FY2013 community start date)
 - 332 (55%) had no history of state responsible terms of incarceration.
 - 137 (23%) had exactly one term of state responsible incarceration.
 - 73 (12%) had exactly two terms of state responsible incarceration.
 - 62 (10%) had at least three terms of state responsible incarceration.
- DOC Crime Type
 - 121 (20%) had a “Violent” most serious offense.
 - 320 (53%) had a “Property/Public Order” most serious offense.
 - 146 (24%) had a “Drug” most serious offense.
 - 17 (3%) did not have their offense information reported.
- Age on FY2013 Community Start Date
 - 214 (35%) were younger than age 30.
 - 265 (44%) were between ages 30 and 44.
 - 85 (14%) were between ages 45 and 54.
 - 40 (7%) were age 55 or older.
- Supervision Assignment Level
 - 78 (13%) had a “Low” supervision assignment level.
 - 440 (73%) had a “Medium” supervision assignment level.
 - 58 (10%) had an “Elevated” supervision assignment level.
 - 2 (<1%) had a “High” supervision assignment level.
 - 26 (4%) did not have a supervision assignment level reported.
- Offenders with History of Positive Tests for Drugs (prior to CY2018)
 - 327 (54%) had none.
 - 68 (11%) had exactly one.
 - 84 (14%) had two or three.
 - 94 (16%) had between four and nine.
 - 31 (5%) had at least ten.
- COMPAS Recidivism Risk Level
 - 237 (39%) were at “Low” risk to recidivate.
 - 176 (29%) were at “Medium” risk to recidivate.
 - 159 (27%) were at “High” risk to recidivate.
 - 32 (5%) did not have a recidivism risk level reported.

District 28 (Radford P&P) – Recidivating Offenders

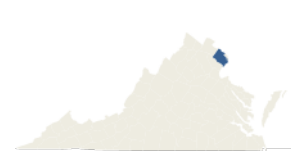
(includes the Counties of Montgomery, Floyd, and Pulaski, and the City of Radford)



- 177 (29.3%) of the FY2013 community starters from Radford P&P were sentenced to a term of state responsible incarceration within three years of their community start date.
- Gender
 - 146 (82%) Male
 - 31 (18%) Female
- Criminal History (prior to FY2013 community start date)
 - 75 (42%) had no history of state responsible terms of incarceration.
 - 51 (29%) had exactly one term of state responsible incarceration.
 - 25 (14%) had exactly two terms of state responsible incarceration.
 - 26 (15%) had at least three terms of state responsible incarceration.
- DOC Crime Type (on FY2013 Community Start Date)
 - 39 (22%) had a “Violent” most serious offense.
 - 95 (54%) had a “Property/Public Order” most serious offense.
 - 43 (24%) had a “Drug” most serious offense.
- Age on FY2013 Community Start Date
 - 77 (43%) were younger than age 30.
 - 74 (42%) were between ages 30 and 44.
 - 19 (11%) were between ages 45 and 54.
 - 7 (4%) were age 55 or older.
- Supervision Assignment Level
 - 8 (4%) had a “Low” supervision assignment level.
 - 136 (77%) had a “Medium” supervision assignment level.
 - 26 (15%) had an “Elevated” supervision assignment level.
 - 2 (1%) had a “High” supervision assignment level.
 - 5 (3%) did not have a supervision assignment level reported.
- Offenders with History of Positive Tests for Drugs (prior to CY2018)
 - 72 (41%) had none.
 - 14 (8%) had exactly one.
 - 30 (17%) had two or three.
 - 45 (25%) had between four and nine.
 - 16 (9%) had at least ten.
- COMPAS Recidivism Risk Level
 - 31 (17%) were at “Low” risk to recidivate.
 - 56 (32%) were at “Medium” risk to recidivate.
 - 87 (49%) were at “High” risk to recidivate.
 - 3 (2%) did not have a recidivism risk level reported.

District 29 (Fairfax P&P) – All Community Starters

(includes the County of Fairfax and the City of Fairfax)



- 1,291 of the FY2013 community starters had Fairfax P&P as their primary supervision location.
- Gender
 - 1,026 (80%) Male
 - 265 (20%) Female
- Criminal History (prior to FY2013 community start date)
 - 850 (66%) had no history of state responsible terms of incarceration.
 - 296 (23%) had exactly one term of state responsible incarceration.
 - 82 (6%) had exactly two terms of state responsible incarceration.
 - 63 (5%) had at least three terms of state responsible incarceration.
- DOC Crime Type
 - 208 (16%) had a “Violent” most serious offense.
 - 610 (47%) had a “Property/Public Order” most serious offense.
 - 338 (26%) had a “Drug” most serious offense.
 - 135 (11%) did not have their offense information reported.
- Age on FY2013 Community Start Date
 - 596 (46%) were younger than age 30.
 - 438 (34%) were between ages 30 and 44.
 - 186 (14%) were between ages 45 and 54.
 - 71 (6%) were age 55 or older.
- Supervision Assignment Level
 - 562 (43%) had a “Low” supervision assignment level.
 - 524 (41%) had a “Medium” supervision assignment level.
 - 59 (5%) had an “Elevated” supervision assignment level.
 - 53 (4%) had a “High” supervision assignment level.
 - 93 (7%) did not have a supervision assignment level reported.
- Offenders with History of Positive Tests for Drugs (prior to CY2018)
 - 888 (69%) had none.
 - 139 (11%) had exactly one.
 - 110 (8%) had two or three.
 - 120 (9%) had between four and nine.
 - 34 (3%) had at least ten.
- COMPAS Recidivism Risk Level
 - 400 (31%) were at “Low” risk to recidivate.
 - 274 (21%) were at “Medium” risk to recidivate.
 - 324 (25%) were at “High” risk to recidivate.
 - 293 (23%) did not have a recidivism risk level reported.

District 29 (Fairfax P&P) – Recidivating Offenders

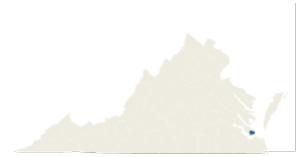
(includes the County of Fairfax and the City of Fairfax)



- 158 (12.2%) of the FY2013 community starters from Fairfax P&P were sentenced to a term of state responsible incarceration within three years of their community start date.
- Gender
 - 133 (84%) Male
 - 25 (16%) Female
- Criminal History (prior to FY2013 community start date)
 - 75 (48%) had no history of state responsible terms of incarceration.
 - 43 (27%) had exactly one term of state responsible incarceration.
 - 24 (15%) had exactly two terms of state responsible incarceration.
 - 16 (10%) had at least three terms of state responsible incarceration.
- DOC Crime Type (on FY2013 Community Start Date)
 - 35 (22%) had a “Violent” most serious offense.
 - 97 (61%) had a “Property/Public Order” most serious offense.
 - 26 (17%) had a “Drug” most serious offense.
- Age on FY2013 Community Start Date
 - 79 (50%) were younger than age 30.
 - 48 (30%) were between ages 30 and 44.
 - 26 (17%) were between ages 45 and 54.
 - 5 (3%) were age 55 or older.
- Supervision Assignment Level
 - 27 (17%) had a “Low” supervision assignment level.
 - 97 (61%) had a “Medium” supervision assignment level.
 - 15 (10%) had an “Elevated” supervision assignment level.
 - 13 (8%) had a “High” supervision assignment level.
 - 6 (4%) did not have a supervision assignment level reported.
- Offenders with History of Positive Tests for Drugs (prior to CY2018)
 - 88 (56%) had none.
 - 28 (17%) had exactly one.
 - 17 (11%) had two or three.
 - 19 (12%) had between four and nine.
 - 6 (4%) had at least ten.
- COMPAS Recidivism Risk Level
 - 23 (15%) were at “Low” risk to recidivate.
 - 46 (29%) were at “Medium” risk to recidivate.
 - 75 (47%) were at “High” risk to recidivate.
 - 14 (9%) did not have a recidivism risk level reported.

District 30 (Hampton P&P) – All Community Starters

(includes the City of Hampton)



- 612 of the FY2013 community starters had Hampton P&P as their primary supervision location.
- Gender
 - 522 (85%) Male
 - 89 (15%) Female
 - 1 (<1%) Other
- Criminal History (prior to FY2013 community start date)
 - 248 (40%) had no history of state responsible terms of incarceration.
 - 176 (29%) had exactly one term of state responsible incarceration.
 - 111 (18%) had exactly two terms of state responsible incarceration.
 - 77 (13%) had at least three terms of state responsible incarceration.
- DOC Crime Type
 - 152 (25%) had a “Violent” most serious offense.
 - 303 (50%) had a “Property/Public Order” most serious offense.
 - 130 (21%) had a “Drug” most serious offense.
 - 27 (4%) did not have their offense information reported.
- Age on FY2013 Community Start Date
 - 210 (34%) were younger than age 30.
 - 236 (39%) were between ages 30 and 44.
 - 117 (19%) were between ages 45 and 54.
 - 49 (8%) were age 55 or older.
- Supervision Assignment Level
 - 93 (15%) had a “Low” supervision assignment level.
 - 404 (66%) had a “Medium” supervision assignment level.
 - 34 (6%) had an “Elevated” supervision assignment level.
 - 43 (7%) had a “High” supervision assignment level.
 - 38 (6%) did not have a supervision assignment level reported.
- Offenders with History of Positive Tests for Drugs (prior to CY2018)
 - 287 (48%) had none.
 - 75 (12%) had exactly one.
 - 76 (12%) had two or three.
 - 98 (16%) had between four and nine.
 - 76 (12%) had at least ten.
- COMPAS Recidivism Risk Level
 - 181 (30%) were at “Low” risk to recidivate.
 - 205 (33%) were at “Medium” risk to recidivate.
 - 190 (31%) were at “High” risk to recidivate.
 - 36 (6%) did not have a recidivism risk level reported.

District 30 (Hampton P&P) – Recidivating Offenders

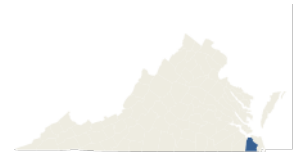
(includes the City of Hampton)



- 129 (21.1%) of the FY2013 community starters from Hampton P&P were sentenced to a term of state responsible incarceration within three years of their community start date.
- Gender
 - 116 (90%) Male
 - 13 (10%) Female
- Criminal History (prior to FY2013 community start date)
 - 35 (27%) had no history of state responsible terms of incarceration.
 - 41 (32%) had exactly one term of state responsible incarceration.
 - 25 (19%) had exactly two terms of state responsible incarceration.
 - 28 (22%) had at least three terms of state responsible incarceration.
- DOC Crime Type (on FY2013 Community Start Date)
 - 36 (28%) had a “Violent” most serious offense.
 - 69 (53%) had a “Property/Public Order” most serious offense.
 - 24 (19%) had a “Drug” most serious offense.
- Age on FY2013 Community Start Date
 - 50 (39%) were younger than age 30.
 - 47 (36%) were between ages 30 and 44.
 - 24 (19%) were between ages 45 and 54.
 - 8 (6%) were age 55 or older.
- Supervision Assignment Level
 - 1 (<1%) had a “Low” supervision assignment level.
 - 78 (61%) had a “Medium” supervision assignment level.
 - 15 (12%) had an “Elevated” supervision assignment level.
 - 31 (24%) had a “High” supervision assignment level.
 - 4 (3%) did not have a supervision assignment level reported.
- Offenders with History of Positive Tests for Drugs (prior to CY2018)
 - 36 (28%) had none.
 - 17 (13%) had exactly one.
 - 12 (9%) had two or three.
 - 30 (23%) had between four and nine.
 - 34 (27%) had at least ten.
- COMPAS Recidivism Risk Level
 - 18 (14%) were at “Low” risk to recidivate.
 - 44 (34%) were at “Medium” risk to recidivate.
 - 65 (50%) were at “High” risk to recidivate.
 - 2 (2%) did not have a recidivism risk level reported.

District 31 (Chesapeake P&P) – All Community Starters

(includes the City of Chesapeake)



- 929 of the FY2013 community starters had Chesapeake P&P as their primary supervision location.
- Gender
 - 765 (82%) Male
 - 164 (18%) Female
- Criminal History (prior to FY2013 community start date)
 - 464 (50%) had no history of state responsible terms of incarceration.
 - 241 (26%) had exactly one term of state responsible incarceration.
 - 133 (14%) had exactly two terms of state responsible incarceration.
 - 91 (10%) had at least three terms of state responsible incarceration.
- DOC Crime Type
 - 189 (20%) had a “Violent” most serious offense.
 - 491 (53%) had a “Property/Public Order” most serious offense.
 - 215 (23%) had a “Drug” most serious offense.
 - 34 (4%) did not have their offense information reported.
- Age on FY2013 Community Start Date
 - 359 (39%) were younger than age 30.
 - 362 (39%) were between ages 30 and 44.
 - 163 (17%) were between ages 45 and 54.
 - 45 (5%) were age 55 or older.
- Supervision Assignment Level
 - 144 (15%) had a “Low” supervision assignment level.
 - 586 (63%) had a “Medium” supervision assignment level.
 - 94 (10%) had an “Elevated” supervision assignment level.
 - 24 (3%) had a “High” supervision assignment level.
 - 81 (9%) did not have a supervision assignment level reported.
- Offenders with History of Positive Tests for Drugs (prior to CY2018)
 - 478 (52%) had none.
 - 112 (12%) had exactly one.
 - 124 (13%) had two or three.
 - 158 (17%) had between four and nine.
 - 57 (6%) had at least ten.
- COMPAS Recidivism Risk Level
 - 276 (30%) were at “Low” risk to recidivate.
 - 299 (32%) were at “Medium” risk to recidivate.
 - 287 (31%) were at “High” risk to recidivate.
 - 67 (7%) did not have a recidivism risk level reported.

District 31 (Chesapeake P&P) – Recidivating Offenders

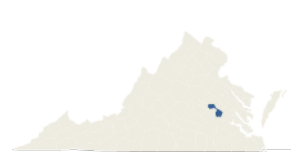
(includes the City of Chesapeake)



- 212 (22.8%) of the FY2013 community starters from Chesapeake P&P were sentenced to a term of state responsible incarceration within three years of their community start date.
- Gender
 - 191 (90%) Male
 - 21 (10%) Female
- Criminal History (prior to FY2013 community start date)
 - 75 (35%) had no history of state responsible terms of incarceration.
 - 58 (27%) had exactly one term of state responsible incarceration.
 - 42 (20%) had exactly two terms of state responsible incarceration.
 - 37 (18%) had at least three terms of state responsible incarceration.
- DOC Crime Type (on FY2013 Community Start Date)
 - 54 (26%) had a “Violent” most serious offense.
 - 120 (56%) had a “Property/Public Order” most serious offense.
 - 38 (18%) had a “Drug” most serious offense.
- Age on FY2013 Community Start Date
 - 82 (39%) were younger than age 30.
 - 86 (40%) were between ages 30 and 44.
 - 34 (16%) were between ages 45 and 54.
 - 10 (5%) were age 55 or older.
- Supervision Assignment Level
 - 3 (1%) had a “Low” supervision assignment level.
 - 154 (73%) had a “Medium” supervision assignment level.
 - 31 (15%) had an “Elevated” supervision assignment level.
 - 8 (4%) had a “High” supervision assignment level.
 - 16 (7%) did not have a supervision assignment level reported.
- Offenders with History of Positive Tests for Drugs (prior to CY2018)
 - 82 (39%) had none.
 - 26 (12%) had exactly one.
 - 36 (17%) had two or three.
 - 49 (23%) had between four and nine.
 - 19 (9%) had at least ten.
- COMPAS Recidivism Risk Level
 - 36 (17%) were at “Low” risk to recidivate.
 - 65 (31%) were at “Medium” risk to recidivate.
 - 105 (49%) were at “High” risk to recidivate.
 - 6 (3%) did not have a recidivism risk level reported.

District 32 (Henrico P&P) – All Community Starters

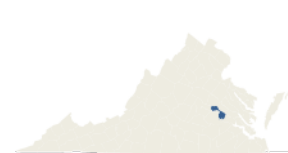
(includes the County of Henrico)



- 782 of the FY2013 community starters had Henrico P&P as their primary supervision location.
- Gender
 - 640 (82%) Male
 - 142 (18%) Female
- Criminal History (prior to FY2013 community start date)
 - 354 (45%) had no history of state responsible terms of incarceration.
 - 248 (32%) had exactly one term of state responsible incarceration.
 - 89 (11%) had exactly two terms of state responsible incarceration.
 - 91 (12%) had at least three terms of state responsible incarceration.
- DOC Crime Type
 - 211 (27%) had a “Violent” most serious offense.
 - 338 (43%) had a “Property/Public Order” most serious offense.
 - 197 (25%) had a “Drug” most serious offense.
 - 36 (5%) did not have their offense information reported.
- Age on FY2013 Community Start Date
 - 316 (40%) were younger than age 30.
 - 295 (38%) were between ages 30 and 44.
 - 134 (17%) were between ages 45 and 54.
 - 37 (5%) were age 55 or older.
- Supervision Assignment Level
 - 167 (21%) had a “Low” supervision assignment level.
 - 458 (59%) had a “Medium” supervision assignment level.
 - 67 (8%) had an “Elevated” supervision assignment level.
 - 20 (3%) had a “High” supervision assignment level.
 - 70 (9%) did not have a supervision assignment level reported.
- Offenders with History of Positive Tests for Drugs (prior to CY2018)
 - 474 (61%) had none.
 - 82 (10%) had exactly one.
 - 69 (9%) had two or three.
 - 97 (12%) had between four and nine.
 - 60 (8%) had at least ten.
- COMPAS Recidivism Risk Level
 - 252 (32%) were at “Low” risk to recidivate.
 - 242 (31%) were at “Medium” risk to recidivate.
 - 214 (28%) were at “High” risk to recidivate.
 - 74 (9%) did not have a recidivism risk level reported.

District 32 (Henrico P&P) – Recidivating Offenders

(includes the County of Henrico)



- 158 (20.2%) of the FY2013 community starters from Henrico P&P were sentenced to a term of state responsible incarceration within three years of their community start date.
- Gender
 - 139 (88%) Male
 - 19 (12%) Female
- Criminal History (prior to FY2013 community start date)
 - 49 (31%) had no history of state responsible terms of incarceration.
 - 52 (33%) had exactly one term of state responsible incarceration.
 - 29 (18%) had exactly two terms of state responsible incarceration.
 - 28 (18%) had at least three terms of state responsible incarceration.
- DOC Crime Type (on FY2013 Community Start Date)
 - 51 (32%) had a “Violent” most serious offense.
 - 75 (48%) had a “Property/Public Order” most serious offense.
 - 32 (20%) had a “Drug” most serious offense.
- Age on FY2013 Community Start Date
 - 78 (49%) were younger than age 30.
 - 59 (37%) were between ages 30 and 44.
 - 20 (13%) were between ages 45 and 54.
 - 1 (<1%) were age 55 or older.
- Supervision Assignment Level
 - 6 (4%) had a “Low” supervision assignment level.
 - 118 (75%) had a “Medium” supervision assignment level.
 - 22 (14%) had an “Elevated” supervision assignment level.
 - 9 (5%) had a “High” supervision assignment level.
 - 3 (2%) did not have a supervision assignment level reported.
- Offenders with History of Positive Tests for Drugs (prior to CY2018)
 - 61 (39%) had none.
 - 16 (10%) had exactly one.
 - 30 (19%) had two or three.
 - 33 (21%) had between four and nine.
 - 18 (11%) had at least ten.
- COMPAS Recidivism Risk Level
 - 18 (11%) were at “Low” risk to recidivate.
 - 59 (37%) were at “Medium” risk to recidivate.
 - 77 (49%) were at “High” risk to recidivate.
 - 4 (3%) did not have a recidivism risk level reported.

District 33 (Warsaw P&P) – All Community Starters

(includes the Counties of Essex, Lancaster, Northumberland, Richmond, and Westmoreland)



- 201 of the FY2013 community starters had Warsaw P&P as their primary supervision location.
- Gender
 - 158 (79%) Male
 - 43 (21%) Female
- Criminal History (prior to FY2013 community start date)
 - 98 (49%) had no history of state responsible terms of incarceration.
 - 65 (33%) had exactly one term of state responsible incarceration.
 - 19 (9%) had exactly two terms of state responsible incarceration.
 - 19 (9%) had at least three terms of state responsible incarceration.
- DOC Crime Type
 - 56 (28%) had a “Violent” most serious offense.
 - 83 (41%) had a “Property/Public Order” most serious offense.
 - 55 (27%) had a “Drug” most serious offense.
 - 7 (4%) did not have their offense information reported.
- Age on FY2013 Community Start Date
 - 77 (38%) were younger than age 30.
 - 79 (39%) were between ages 30 and 44.
 - 30 (15%) were between ages 45 and 54.
 - 15 (8%) were age 55 or older.
- Supervision Assignment Level
 - 58 (29%) had a “Low” supervision assignment level.
 - 112 (56%) had a “Medium” supervision assignment level.
 - 19 (9%) had an “Elevated” supervision assignment level.
 - 8 (4%) had a “High” supervision assignment level.
 - 4 (2%) did not have a supervision assignment level reported.
- Offenders with History of Positive Tests for Drugs (prior to CY2018)
 - 101 (50%) had none.
 - 17 (9%) had exactly one.
 - 38 (19%) had two or three.
 - 31 (15%) had between four and nine.
 - 14 (7%) had at least ten.
- COMPAS Recidivism Risk Level
 - 85 (42%) were at “Low” risk to recidivate.
 - 68 (34%) were at “Medium” risk to recidivate.
 - 42 (21%) were at “High” risk to recidivate.
 - 6 (3%) did not have a recidivism risk level reported.

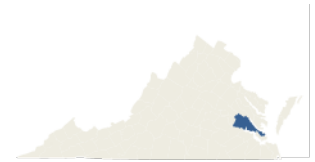
District 33 (Warsaw P&P) – Recidivating Offenders

(includes the Counties of Essex, Lancaster, Northumberland, Richmond, and Westmoreland)



- 43 (21.4%) of the FY2013 community starters from Warsaw P&P were sentenced to a term of state responsible incarceration within three years of their community start date.
- Gender
 - 39 (91%) Male
 - 4 (9%) Female
- Criminal History (prior to FY2013 community start date)
 - 14 (33%) had no history of state responsible terms of incarceration.
 - 16 (37%) had exactly one term of state responsible incarceration.
 - 5 (11%) had exactly two terms of state responsible incarceration.
 - 8 (19%) had at least three terms of state responsible incarceration.
- DOC Crime Type (on FY2013 Community Start Date)
 - 17 (40%) had a “Violent” most serious offense.
 - 22 (51%) had a “Property/Public Order” most serious offense.
 - 4 (9%) had a “Drug” most serious offense.
- Age on FY2013 Community Start Date
 - 23 (54%) were younger than age 30.
 - 15 (34%) were between ages 30 and 44.
 - 3 (7%) were between ages 45 and 54.
 - 2 (5%) were age 55 or older.
- Supervision Assignment Level
 - 3 (7%) had a “Low” supervision assignment level.
 - 26 (61%) had a “Medium” supervision assignment level.
 - 10 (23%) had an “Elevated” supervision assignment level.
 - 4 (9%) had a “High” supervision assignment level.
- Offenders with History of Positive Tests for Drugs (prior to CY2018)
 - 16 (37%) had none.
 - 3 (7%) had exactly one.
 - 9 (21%) had two or three.
 - 11 (26%) had between four and nine.
 - 4 (9%) had at least ten.
- COMPAS Recidivism Risk Level
 - 8 (19%) were at “Low” risk to recidivate.
 - 14 (32%) were at “Medium” risk to recidivate.
 - 21 (49%) were at “High” risk to recidivate.

District 34 (Williamsburg P&P) – All Community Starters

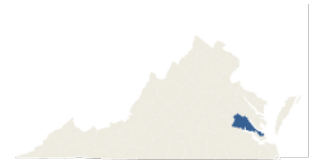


(includes the Counties of Charles City, James City, New Kent, and York and the Cities of Poquoson and Williamsburg)

- 385 of the FY2013 community starters had Williamsburg P&P as their primary supervision location.
- Gender
 - 300 (78%) Male
 - 85 (22%) Female
- Criminal History (prior to FY2013 community start date)
 - 198 (52%) had no history of state responsible terms of incarceration.
 - 109 (28%) had exactly one term of state responsible incarceration.
 - 43 (11%) had exactly two terms of state responsible incarceration.
 - 35 (9%) had at least three terms of state responsible incarceration.
- DOC Crime Type
 - 95 (25%) had a “Violent” most serious offense.
 - 208 (54%) had a “Property/Public Order” most serious offense.
 - 63 (16%) had a “Drug” most serious offense.
 - 19 (5%) did not have their offense information reported.
- Age on FY2013 Community Start Date
 - 155 (40%) were younger than age 30.
 - 154 (40%) were between ages 30 and 44.
 - 52 (14%) were between ages 45 and 54.
 - 24 (6%) were age 55 or older.
- Supervision Assignment Level
 - 108 (28%) had a “Low” supervision assignment level.
 - 223 (58%) had a “Medium” supervision assignment level.
 - 14 (4%) had an “Elevated” supervision assignment level.
 - 2 (<1%) had a “High” supervision assignment level.
 - 38 (10%) did not have a supervision assignment level reported.
- Offenders with History of Positive Tests for Drugs (prior to CY2018)
 - 228 (59%) had none.
 - 52 (13%) had exactly one.
 - 53 (14%) had two or three.
 - 42 (11%) had between four and nine.
 - 10 (3%) had at least ten.
- COMPAS Recidivism Risk Level
 - 125 (33%) were at “Low” risk to recidivate.
 - 124 (32%) were at “Medium” risk to recidivate.
 - 104 (27%) were at “High” risk to recidivate.
 - 32 (8%) did not have a recidivism risk level reported.

District 34 (Williamsburg P&P) – Recidivating Offenders

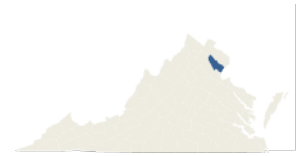
(includes the Counties of Charles City, James City, New Kent, and York and the Cities of Poquoson and Williamsburg)



- 96 (24.9%) of the FY2013 community starters from Williamsburg P&P were sentenced to a term of state responsible incarceration within three years of their community start date.
- Gender
 - 87 (91%) Male
 - 9 (9%) Female
- Criminal History (prior to FY2013 community start date)
 - 45 (47%) had no history of state responsible terms of incarceration.
 - 22 (23%) had exactly one term of state responsible incarceration.
 - 15 (15%) had exactly two terms of state responsible incarceration.
 - 14 (15%) had at least three terms of state responsible incarceration.
- DOC Crime Type (on FY2013 Community Start Date)
 - 29 (30%) had a “Violent” most serious offense.
 - 57 (59%) had a “Property/Public Order” most serious offense.
 - 10 (11%) had a “Drug” most serious offense.
- Age on FY2013 Community Start Date
 - 53 (55%) were younger than age 30.
 - 30 (31%) were between ages 30 and 44.
 - 12 (13%) were between ages 45 and 54.
 - 1 (1%) were age 55 or older.
- Supervision Assignment Level
 - 7 (7%) had a “Low” supervision assignment level.
 - 61 (64%) had a “Medium” supervision assignment level.
 - 10 (10%) had an “Elevated” supervision assignment level.
 - 2 (2%) had a “High” supervision assignment level.
 - 16 (17%) did not have a supervision assignment level reported.
- Offenders with History of Positive Tests for Drugs (prior to CY2018)
 - 44 (46%) had none.
 - 16 (17%) had exactly one.
 - 16 (17%) had two or three.
 - 15 (15%) had between four and nine.
 - 5 (5%) had at least ten.
- COMPAS Recidivism Risk Level
 - 14 (15%) were at “Low” risk to recidivate.
 - 37 (38%) were at “Medium” risk to recidivate.
 - 45 (47%) were at “High” risk to recidivate.

District 35 (Manassas P&P) – All Community Starters

(includes the County of Prince William and the Cities of Manassas and Manassas Park)



- 982 of the FY2013 community starters had Manassas P&P as their primary supervision location.
- Gender
 - 769 (78%) Male
 - 213 (22%) Female
- Criminal History (prior to FY2013 community start date)
 - 579 (59%) had no history of state responsible terms of incarceration.
 - 252 (26%) had exactly one term of state responsible incarceration.
 - 74 (7%) had exactly two terms of state responsible incarceration.
 - 77 (8%) had at least three terms of state responsible incarceration.
- DOC Crime Type
 - 199 (20%) had a “Violent” most serious offense.
 - 453 (46%) had a “Property/Public Order” most serious offense.
 - 250 (26%) had a “Drug” most serious offense.
 - 80 (8%) did not have their offense information reported.
- Age on FY2013 Community Start Date
 - 462 (47%) were younger than age 30.
 - 391 (40%) were between ages 30 and 44.
 - 99 (10%) were between ages 45 and 54.
 - 30 (3%) were age 55 or older.
- Supervision Assignment Level
 - 289 (29%) had a “Low” supervision assignment level.
 - 540 (55%) had a “Medium” supervision assignment level.
 - 76 (8%) had an “Elevated” supervision assignment level.
 - 18 (2%) had a “High” supervision assignment level.
 - 59 (6%) did not have a supervision assignment level reported.
- Offenders with History of Positive Tests for Drugs (prior to CY2018)
 - 563 (57%) had none.
 - 125 (13%) had exactly one.
 - 111 (11%) had two or three.
 - 137 (14%) had between four and nine.
 - 46 (5%) had at least ten.
- COMPAS Recidivism Risk Level
 - 341 (35%) were at “Low” risk to recidivate.
 - 251 (26%) were at “Medium” risk to recidivate.
 - 300 (30%) were at “High” risk to recidivate.
 - 90 (9%) did not have a recidivism risk level reported.

District 35 (Manassas P&P) – Recidivating Offenders

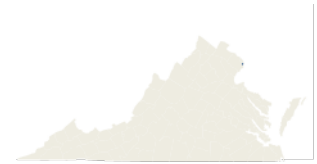
(includes the County of Prince William and the Cities of Manassas and Manassas Park)



- 165 (16.8%) of the FY2013 community starters from Manassas P&P were sentenced to a term of state responsible incarceration within three years of their community start date.
- Gender
 - 151 (92%) Male
 - 14 (8%) Female
- Criminal History (prior to FY2013 community start date)
 - 74 (45%) had no history of state responsible terms of incarceration.
 - 54 (33%) had exactly one term of state responsible incarceration.
 - 15 (9%) had exactly two terms of state responsible incarceration.
 - 22 (13%) had at least three terms of state responsible incarceration.
- DOC Crime Type (on FY2013 Community Start Date)
 - 33 (20%) had a “Violent” most serious offense.
 - 94 (57%) had a “Property/Public Order” most serious offense.
 - 38 (23%) had a “Drug” most serious offense.
- Age on FY2013 Community Start Date
 - 95 (58%) were younger than age 30.
 - 57 (34%) were between ages 30 and 44.
 - 11 (7%) were between ages 45 and 54.
 - 2 (1%) were age 55 or older.
- Supervision Assignment Level
 - 12 (7%) had a “Low” supervision assignment level.
 - 120 (72%) had a “Medium” supervision assignment level.
 - 21 (13%) had an “Elevated” supervision assignment level.
 - 6 (4%) had a “High” supervision assignment level.
 - 6 (4%) did not have a supervision assignment level reported.
- Offenders with History of Positive Tests for Drugs (prior to CY2018)
 - 56 (34%) had none.
 - 20 (12%) had exactly one.
 - 33 (20%) had two or three.
 - 42 (26%) had between four and nine.
 - 14 (8%) had at least ten.
- COMPAS Recidivism Risk Level
 - 17 (10%) were at “Low” risk to recidivate.
 - 43 (26%) were at “Medium” risk to recidivate.
 - 96 (58%) were at “High” risk to recidivate.
 - 9 (6%) did not have a recidivism risk level reported.

District 36 (Alexandria P&P) – All Community Starters

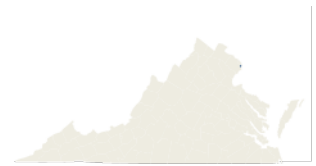
(includes the City of Alexandria)



- 357 of the FY2013 community starters had Alexandria P&P as their primary supervision location.
- Gender
 - 279 (78%) Male
 - 77 (22%) Female
 - 1 (<1%) Other
- Criminal History (prior to FY2013 community start date)
 - 227 (64%) had no history of state responsible terms of incarceration.
 - 68 (19%) had exactly one term of state responsible incarceration.
 - 32 (9%) had exactly two terms of state responsible incarceration.
 - 30 (8%) had at least three terms of state responsible incarceration.
- DOC Crime Type
 - 67 (19%) had a “Violent” most serious offense.
 - 175 (49%) had a “Property/Public Order” most serious offense.
 - 87 (24%) had a “Drug” most serious offense.
 - 28 (8%) did not have their offense information reported.
- Age on FY2013 Community Start Date
 - 137 (38%) were younger than age 30.
 - 148 (42%) were between ages 30 and 44.
 - 49 (14%) were between ages 45 and 54.
 - 23 (6%) were age 55 or older.
- Supervision Assignment Level
 - 113 (32%) had a “Low” supervision assignment level.
 - 169 (47%) had a “Medium” supervision assignment level.
 - 25 (7%) had an “Elevated” supervision assignment level.
 - 20 (6%) had a “High” supervision assignment level.
 - 30 (8%) did not have a supervision assignment level reported.
- Offenders with History of Positive Tests for Drugs (prior to CY2018)
 - 201 (56%) had none.
 - 37 (10%) had exactly one.
 - 38 (11%) had two or three.
 - 49 (14%) had between four and nine.
 - 32 (9%) had at least ten.
- COMPAS Recidivism Risk Level
 - 87 (24%) were at “Low” risk to recidivate.
 - 73 (21%) were at “Medium” risk to recidivate.
 - 100 (28%) were at “High” risk to recidivate.
 - 97 (27%) did not have a recidivism risk level reported.

District 36 (Alexandria P&P) – Recidivating Offenders

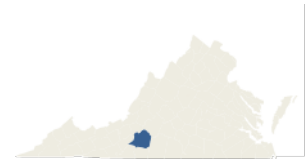
(includes the City of Alexandria)



- 59 (16.5%) of the FY2013 community starters from Alexandria P&P were sentenced to a term of state responsible incarceration within three years of their community start date.
- Gender
 - 53 (90%) Male
 - 6 (10%) Female
- Criminal History (prior to FY2013 community start date)
 - 24 (41%) had no history of state responsible terms of incarceration.
 - 14 (24%) had exactly one term of state responsible incarceration.
 - 11 (18%) had exactly two terms of state responsible incarceration.
 - 10 (17%) had at least three terms of state responsible incarceration.
- DOC Crime Type (on FY2013 Community Start Date)
 - 24 (41%) had a “Violent” most serious offense.
 - 26 (44%) had a “Property/Public Order” most serious offense.
 - 9 (15%) had a “Drug” most serious offense.
- Age on FY2013 Community Start Date
 - 24 (41%) were younger than age 30.
 - 26 (44%) were between ages 30 and 44.
 - 6 (10%) were between ages 45 and 54.
 - 3 (5%) were age 55 or older.
- Supervision Assignment Level
 - 15 (26%) had a “Low” supervision assignment level.
 - 27 (46%) had a “Medium” supervision assignment level.
 - 9 (15%) had an “Elevated” supervision assignment level.
 - 6 (10%) had a “High” supervision assignment level.
 - 2 (3%) did not have a supervision assignment level reported.
- Offenders with History of Positive Tests for Drugs (prior to CY2018)
 - 21 (36%) had none.
 - 8 (14%) had exactly one.
 - 11 (18%) had two or three.
 - 14 (24%) had between four and nine.
 - 5 (8%) had at least ten.
- COMPAS Recidivism Risk Level
 - 2 (3%) were at “Low” risk to recidivate.
 - 12 (20%) were at “Medium” risk to recidivate.
 - 37 (63%) were at “High” risk to recidivate.
 - 8 (14%) did not have a recidivism risk level reported.

District 37 (Rocky Mount P&P) – All Community Starters

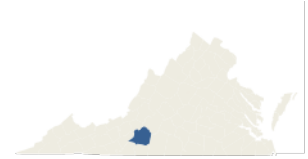
(includes the County of Franklin)



- 187 of the FY2013 community starters had Rocky Mount P&P as their primary supervision location.
- Gender
 - 142 (76%) Male
 - 45 (24%) Female
- Criminal History (prior to FY2013 community start date)
 - 116 (62%) had no history of state responsible terms of incarceration.
 - 40 (21%) had exactly one term of state responsible incarceration.
 - 18 (10%) had exactly two terms of state responsible incarceration.
 - 13 (7%) had at least three terms of state responsible incarceration.
- DOC Crime Type
 - 31 (17%) had a “Violent” most serious offense.
 - 101 (54%) had a “Property/Public Order” most serious offense.
 - 34 (18%) had a “Drug” most serious offense.
 - 21 (11%) did not have their offense information reported.
- Age on FY2013 Community Start Date
 - 82 (44%) were younger than age 30.
 - 71 (38%) were between ages 30 and 44.
 - 27 (14%) were between ages 45 and 54.
 - 7 (4%) were age 55 or older.
- Supervision Assignment Level
 - 51 (27%) had a “Low” supervision assignment level.
 - 87 (47%) had a “Medium” supervision assignment level.
 - 32 (17%) had an “Elevated” supervision assignment level.
 - 4 (2%) had a “High” supervision assignment level.
 - 13 (7%) did not have a supervision assignment level reported.
- Offenders with History of Positive Tests for Drugs (prior to CY2018)
 - 80 (43%) had none.
 - 18 (10%) had exactly one.
 - 29 (15%) had two or three.
 - 28 (15%) had between four and nine.
 - 32 (17%) had at least ten.
- COMPAS Recidivism Risk Level
 - 72 (39%) were at “Low” risk to recidivate.
 - 60 (32%) were at “Medium” risk to recidivate.
 - 49 (26%) were at “High” risk to recidivate.
 - 6 (3%) did not have a recidivism risk level reported.

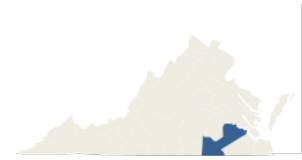
District 37 (Rocky Mount P&P) – Recidivating Offenders

(includes the County of Franklin)



- 39 (20.9%) of the FY2013 community starters from Rocky Mount P&P were sentenced to a term of state responsible incarceration within three years of their community start date.
- Gender
 - 32 (82%) Male
 - 7 (18%) Female
- Criminal History (prior to FY2013 community start date)
 - 15 (38%) had no history of state responsible terms of incarceration.
 - 12 (31%) had exactly one term of state responsible incarceration.
 - 7 (18%) had exactly two terms of state responsible incarceration.
 - 5 (13%) had at least three terms of state responsible incarceration.
- DOC Crime Type (on FY2013 Community Start Date)
 - 11 (28%) had a “Violent” most serious offense.
 - 19 (49%) had a “Property/Public Order” most serious offense.
 - 9 (23%) had a “Drug” most serious offense.
- Age on FY2013 Community Start Date
 - 24 (61%) were younger than age 30.
 - 12 (31%) were between ages 30 and 44.
 - 2 (5%) were between ages 45 and 54.
 - 1 (3%) were age 55 or older.
- Supervision Assignment Level
 - 6 (15%) had a “Low” supervision assignment level.
 - 19 (49%) had a “Medium” supervision assignment level.
 - 11 (28%) had an “Elevated” supervision assignment level.
 - 1 (3%) had a “High” supervision assignment level.
 - 2 (5%) did not have a supervision assignment level reported.
- Offenders with History of Positive Tests for Drugs (prior to CY2018)
 - 6 (15%) had none.
 - 5 (13%) had exactly one.
 - 6 (15%) had two or three.
 - 10 (26%) had between four and nine.
 - 12 (31%) had at least ten.
- COMPAS Recidivism Risk Level
 - 3 (8%) were at “Low” risk to recidivate.
 - 14 (36%) were at “Medium” risk to recidivate.
 - 22 (56%) were at “High” risk to recidivate.

District 38 (Emporia P&P) – All Community Starters

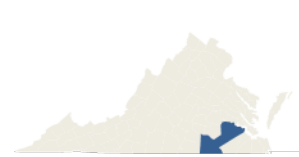


(includes the Counties of Brunswick, Greenville, Prince George, Surry, and Sussex and Cities of Emporia and Hopewell)

- 420 of the FY2013 community starters had Emporia P&P as their primary supervision location.
- Gender
 - 338 (80%) Male
 - 82 (20%) Female
- Criminal History (prior to FY2013 community start date)
 - 188 (45%) had no history of state responsible terms of incarceration.
 - 138 (33%) had exactly one term of state responsible incarceration.
 - 54 (13%) had exactly two terms of state responsible incarceration.
 - 40 (9%) had at least three terms of state responsible incarceration.
- DOC Crime Type
 - 89 (21%) had a “Violent” most serious offense.
 - 180 (43%) had a “Property/Public Order” most serious offense.
 - 120 (29%) had a “Drug” most serious offense.
 - 31 (7%) did not have their offense information reported.
- Age on FY2013 Community Start Date
 - 181 (43%) were younger than age 30.
 - 161 (38%) were between ages 30 and 44.
 - 58 (14%) were between ages 45 and 54.
 - 20 (5%) were age 55 or older.
- Supervision Assignment Level
 - 127 (30%) had a “Low” supervision assignment level.
 - 248 (59%) had a “Medium” supervision assignment level.
 - 13 (3%) had an “Elevated” supervision assignment level.
 - 13 (3%) had a “High” supervision assignment level.
 - 19 (5%) did not have a supervision assignment level reported.
- Offenders with History of Positive Tests for Drugs (prior to CY2018)
 - 229 (55%) had none.
 - 62 (15%) had exactly one.
 - 48 (11%) had two or three.
 - 63 (15%) had between four and nine.
 - 18 (4%) had at least ten.
- COMPAS Recidivism Risk Level
 - 157 (37%) were at “Low” risk to recidivate.
 - 139 (33%) were at “Medium” risk to recidivate.
 - 96 (23%) were at “High” risk to recidivate.
 - 28 (7%) did not have a recidivism risk level reported.

District 38 (Emporia P&P) – Recidivating Offenders

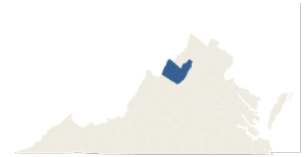
(includes the Counties of Brunswick, Greenville, Prince George, Surry, and Sussex and Cities of Emporia and Hopewell)



- 88 (21.0%) of the FY2013 community starters from Emporia P&P were sentenced to a term of state responsible incarceration within three years of their community start date.
- Gender
 - 76 (86%) Male
 - 12 (14%) Female
- Criminal History (prior to FY2013 community start date)
 - 31 (35%) had no history of state responsible terms of incarceration.
 - 31 (35%) had exactly one term of state responsible incarceration.
 - 11 (13%) had exactly two terms of state responsible incarceration.
 - 15 (17%) had at least three terms of state responsible incarceration.
- DOC Crime Type (on FY2013 Community Start Date)
 - 26 (30%) had a “Violent” most serious offense.
 - 44 (50%) had a “Property/Public Order” most serious offense.
 - 18 (20%) had a “Drug” most serious offense.
- Age on FY2013 Community Start Date
 - 46 (52%) were younger than age 30.
 - 29 (33%) were between ages 30 and 44.
 - 12 (14%) were between ages 45 and 54.
 - 1 (1%) were age 55 or older.
- Supervision Assignment Level
 - 7 (8%) had a “Low” supervision assignment level.
 - 64 (73%) had a “Medium” supervision assignment level.
 - 6 (7%) had an “Elevated” supervision assignment level.
 - 8 (9%) had a “High” supervision assignment level.
 - 3 (3%) did not have a supervision assignment level reported.
- Offenders with History of Positive Tests for Drugs (prior to CY2018)
 - 29 (33%) had none.
 - 14 (16%) had exactly one.
 - 11 (13%) had two or three.
 - 25 (28%) had between four and nine.
 - 9 (10%) had at least ten.
- COMPAS Recidivism Risk Level
 - 13 (15%) were at “Low” risk to recidivate.
 - 34 (39%) were at “Medium” risk to recidivate.
 - 40 (45%) were at “High” risk to recidivate.
 - 1 (1%) did not have a recidivism risk level reported.

District 39 (Harrisonburg P&P) – All Community Starters

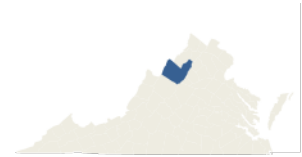
(includes the Counties of Page and Rockingham and the City of Harrisonburg)



- 647 of the FY2013 community starters had Harrisonburg P&P as their primary supervision location.
- Gender
 - 494 (76%) Male
 - 153 (24%) Female
- Criminal History (prior to FY2013 community start date)
 - 350 (54%) had no history of state responsible terms of incarceration.
 - 163 (25%) had exactly one term of state responsible incarceration.
 - 60 (9%) had exactly two terms of state responsible incarceration.
 - 74 (12%) had at least three terms of state responsible incarceration.
- DOC Crime Type
 - 132 (20%) had a “Violent” most serious offense.
 - 327 (51%) had a “Property/Public Order” most serious offense.
 - 165 (25%) had a “Drug” most serious offense.
 - 23 (4%) did not have their offense information reported.
- Age on FY2013 Community Start Date
 - 276 (43%) were younger than age 30.
 - 237 (37%) were between ages 30 and 44.
 - 94 (14%) were between ages 45 and 54.
 - 40 (6%) were age 55 or older.
- Supervision Assignment Level
 - 123 (19%) had a “Low” supervision assignment level.
 - 421 (65%) had a “Medium” supervision assignment level.
 - 44 (7%) had an “Elevated” supervision assignment level.
 - 13 (2%) had a “High” supervision assignment level.
 - 46 (7%) did not have a supervision assignment level reported.
- Offenders with History of Positive Tests for Drugs (prior to CY2018)
 - 292 (45%) had none.
 - 67 (11%) had exactly one.
 - 92 (14%) had two or three.
 - 117 (18%) had between four and nine.
 - 79 (12%) had at least ten.
- COMPAS Recidivism Risk Level
 - 265 (41%) were at “Low” risk to recidivate.
 - 204 (32%) were at “Medium” risk to recidivate.
 - 145 (22%) were at “High” risk to recidivate.
 - 33 (5%) did not have a recidivism risk level reported.

District 39 (Harrisonburg P&P) – Recidivating Offenders

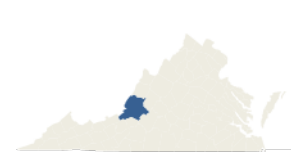
(includes the Counties of Page and Rockingham and the City of Harrisonburg)



- 164 (25.3%) of the FY2013 community starters from Harrisonburg P&P were sentenced to a term of state responsible incarceration within three years of their community start date.
- Gender
 - 144 (88%) Male
 - 20 (12%) Female
- Criminal History (prior to FY2013 community start date)
 - 64 (39%) had no history of state responsible terms of incarceration.
 - 51 (31%) had exactly one term of state responsible incarceration.
 - 19 (12%) had exactly two terms of state responsible incarceration.
 - 30 (18%) had at least three terms of state responsible incarceration.
- DOC Crime Type (on FY2013 Community Start Date)
 - 46 (28%) had a “Violent” most serious offense.
 - 89 (54%) had a “Property/Public Order” most serious offense.
 - 29 (18%) had a “Drug” most serious offense.
- Age on FY2013 Community Start Date
 - 90 (55%) were younger than age 30.
 - 57 (35%) were between ages 30 and 44.
 - 15 (9%) were between ages 45 and 54.
 - 2 (1%) were age 55 or older.
- Supervision Assignment Level
 - 4 (2%) had a “Low” supervision assignment level.
 - 117 (71%) had a “Medium” supervision assignment level.
 - 29 (18%) had an “Elevated” supervision assignment level.
 - 9 (6%) had a “High” supervision assignment level.
 - 5 (3%) did not have a supervision assignment level reported.
- Offenders with History of Positive Tests for Drugs (prior to CY2018)
 - 43 (26%) had none.
 - 18 (11%) had exactly one.
 - 29 (18%) had two or three.
 - 39 (24%) had between four and nine.
 - 35 (21%) had at least ten.
- COMPAS Recidivism Risk Level
 - 28 (17%) were at “Low” risk to recidivate.
 - 67 (41%) were at “Medium” risk to recidivate.
 - 69 (42%) were at “High” risk to recidivate.

District 40 (Fincastle P&P) – All Community Starters

(included the Counties of Alleghany, Botetourt, and Craig and the City of Covington)⁴

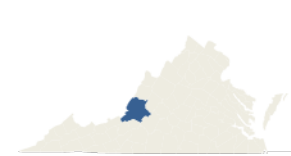


- 221 of the FY2013 community starters had Fincastle P&P as their primary supervision location.
- Gender
 - 159 (72%) Male
 - 61 (28%) Female
 - 1 (<1%) Other
- Criminal History (prior to FY2013 community start date)
 - 147 (67%) had no history of state responsible terms of incarceration.
 - 51 (23%) had exactly one term of state responsible incarceration.
 - 11 (5%) had exactly two terms of state responsible incarceration.
 - 12 (5%) had at least three terms of state responsible incarceration.
- DOC Crime Type
 - 29 (13%) had a “Violent” most serious offense.
 - 118 (53%) had a “Property/Public Order” most serious offense.
 - 68 (31%) had a “Drug” most serious offense.
 - 6 (3%) did not have their offense information reported.
- Age on FY2013 Community Start Date
 - 92 (42%) were younger than age 30.
 - 93 (42%) were between ages 30 and 44.
 - 25 (11%) were between ages 45 and 54.
 - 11 (5%) were age 55 or older.
- Supervision Assignment Level
 - 88 (40%) had a “Low” supervision assignment level.
 - 96 (43%) had a “Medium” supervision assignment level.
 - 22 (10%) had an “Elevated” supervision assignment level.
 - 1 (<1%) had a “High” supervision assignment level.
 - 14 (6%) did not have a supervision assignment level reported.
- Offenders with History of Positive Tests for Drugs (prior to CY2018)
 - 107 (48%) had none.
 - 30 (14%) had exactly one.
 - 27 (12%) had two or three.
 - 33 (15%) had between four and nine.
 - 24 (11%) had at least ten.
- COMPAS Recidivism Risk Level
 - 91 (41%) were at “Low” risk to recidivate.
 - 64 (29%) were at “Medium” risk to recidivate.
 - 57 (26%) were at “High” risk to recidivate.
 - 9 (4%) did not have a recidivism risk level reported.

⁴ On March 1, 2018, district boundaries were moved so that Rockbridge County, Buena Vista, and Lexington transferred from District 12 (Staunton P&P) to District 40 (Fincastle P&P).

District 40 (Fincastle P&P) – Recidivating Offenders

(included the Counties of Alleghany, Botetourt, and Craig and the City of Covington)⁵

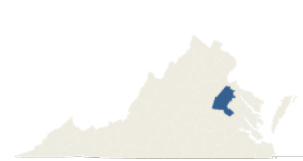


- 56 (25.3%) of the FY2013 community starters from Fincastle P&P were sentenced to a term of state responsible incarceration within three years of their community start date.
- Gender
 - 48 (86%) Male
 - 8 (14%) Female
- Criminal History (prior to FY2013 community start date)
 - 31 (55%) had no history of state responsible terms of incarceration.
 - 17 (30%) had exactly one term of state responsible incarceration.
 - 5 (9%) had exactly two terms of state responsible incarceration.
 - 3 (6%) had at least three terms of state responsible incarceration.
- DOC Crime Type (on FY2013 Community Start Date)
 - 9 (16%) had a “Violent” most serious offense.
 - 38 (68%) had a “Property/Public Order” most serious offense.
 - 9 (16%) had a “Drug” most serious offense.
- Age on FY2013 Community Start Date
 - 32 (57%) were younger than age 30.
 - 20 (36%) were between ages 30 and 44.
 - 4 (7%) were between ages 45 and 54.
- Supervision Assignment Level
 - 10 (18%) had a “Low” supervision assignment level.
 - 32 (57%) had a “Medium” supervision assignment level.
 - 10 (18%) had an “Elevated” supervision assignment level.
 - 1 (2%) had a “High” supervision assignment level.
 - 3 (5%) did not have a supervision assignment level reported.
- Offenders with History of Positive Tests for Drugs (prior to CY2018)
 - 17 (31%) had none.
 - 9 (16%) had exactly one.
 - 9 (16%) had two or three.
 - 13 (23%) had between four and nine.
 - 8 (14%) had at least ten.
- COMPAS Recidivism Risk Level
 - 13 (23%) were at “Low” risk to recidivate.
 - 17 (30%) were at “Medium” risk to recidivate.
 - 26 (47%) were at “High” risk to recidivate.

⁵ On March 1, 2018, district boundaries were moved so that Rockbridge County, Buena Vista, and Lexington transferred from District 12 (Staunton P&P) to District 40 (Fincastle P&P).

District 41 (Ashland P&P) – All Community Starters

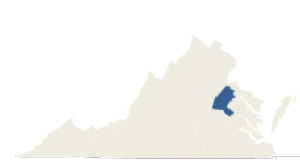
(includes the Counties of Caroline and Hanover)



- 331 of the FY2013 community starters had Ashland P&P as their primary supervision location.
- Gender
 - 248 (75%) Male
 - 83 (25%) Female
- Criminal History (prior to FY2013 community start date)
 - 176 (53%) had no history of state responsible terms of incarceration.
 - 108 (33%) had exactly one term of state responsible incarceration.
 - 24 (7%) had exactly two terms of state responsible incarceration.
 - 23 (7%) had at least three terms of state responsible incarceration.
- DOC Crime Type
 - 93 (28%) had a “Violent” most serious offense.
 - 150 (45%) had a “Property/Public Order” most serious offense.
 - 73 (22%) had a “Drug” most serious offense.
 - 15 (5%) did not have their offense information reported.
- Age on FY2013 Community Start Date
 - 149 (45%) were younger than age 30.
 - 123 (37%) were between ages 30 and 44.
 - 44 (13%) were between ages 45 and 54.
 - 15 (5%) were age 55 or older.
- Supervision Assignment Level
 - 66 (20%) had a “Low” supervision assignment level.
 - 229 (69%) had a “Medium” supervision assignment level.
 - 19 (6%) had an “Elevated” supervision assignment level.
 - 6 (2%) had a “High” supervision assignment level.
 - 11 (3%) did not have a supervision assignment level reported.
- Offenders with History of Positive Tests for Drugs (prior to CY2018)
 - 201 (61%) had none.
 - 34 (10%) had exactly one.
 - 35 (11%) had two or three.
 - 36 (11%) had between four and nine.
 - 25 (7%) had at least ten.
- COMPAS Recidivism Risk Level
 - 122 (37%) were at “Low” risk to recidivate.
 - 110 (33%) were at “Medium” risk to recidivate.
 - 72 (22%) were at “High” risk to recidivate.
 - 27 (8%) did not have a recidivism risk level reported.

District 41 (Ashland P&P) – Recidivating Offenders

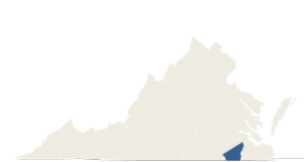
(includes the Counties of Caroline and Hanover)



- 52 (15.7%) of the FY2013 community starters from Ashland P&P were sentenced to a term of state responsible incarceration within three years of their community start date.
- Gender
 - 43 (83%) Male
 - 9 (17%) Female
- Criminal History (prior to FY2013 community start date)
 - 23 (44%) had no history of state responsible terms of incarceration.
 - 15 (28%) had exactly one term of state responsible incarceration.
 - 7 (14%) had exactly two terms of state responsible incarceration.
 - 7 (14%) had at least three terms of state responsible incarceration.
- DOC Crime Type (on FY2013 Community Start Date)
 - 14 (27%) had a “Violent” most serious offense.
 - 27 (52%) had a “Property/Public Order” most serious offense.
 - 11 (21%) had a “Drug” most serious offense.
- Age on FY2013 Community Start Date
 - 27 (52%) were younger than age 30.
 - 18 (35%) were between ages 30 and 44.
 - 6 (11%) were between ages 45 and 54.
 - 1 (2%) were age 55 or older.
- Supervision Assignment Level
 - 1 (2%) had a “Low” supervision assignment level.
 - 40 (77%) had a “Medium” supervision assignment level.
 - 8 (15%) had an “Elevated” supervision assignment level.
 - 3 (6%) had a “High” supervision assignment level.
- Offenders with History of Positive Tests for Drugs (prior to CY2018)
 - 20 (38%) had none.
 - 6 (12%) had exactly one.
 - 6 (12%) had two or three.
 - 14 (26%) had between four and nine.
 - 6 (12%) had at least ten.
- COMPAS Recidivism Risk Level
 - 9 (17%) were at “Low” risk to recidivate.
 - 20 (39%) were at “Medium” risk to recidivate.
 - 22 (42%) were at “High” risk to recidivate.
 - 1 (2%) did not have a recidivism risk level reported.

District 42 (Franklin P&P) – All Community Starters

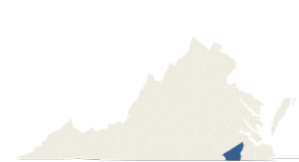
(includes the County of Southampton and the City of Franklin)



- 153 of the FY2013 community starters had Franklin P&P as their primary supervision location.
- Gender
 - 120 (78%) Male
 - 33 (22%) Female
- Criminal History (prior to FY2013 community start date)
 - 69 (45%) had no history of state responsible terms of incarceration.
 - 41 (27%) had exactly one term of state responsible incarceration.
 - 24 (16%) had exactly two terms of state responsible incarceration.
 - 19 (12%) had at least three terms of state responsible incarceration.
- DOC Crime Type
 - 35 (23%) had a “Violent” most serious offense.
 - 82 (53%) had a “Property/Public Order” most serious offense.
 - 27 (18%) had a “Drug” most serious offense.
 - 9 (6%) did not have their offense information reported.
- Age on FY2013 Community Start Date
 - 56 (37%) were younger than age 30.
 - 57 (37%) were between ages 30 and 44.
 - 31 (20%) were between ages 45 and 54.
 - 9 (6%) were age 55 or older.
- Supervision Assignment Level
 - 41 (27%) had a “Low” supervision assignment level.
 - 95 (62%) had a “Medium” supervision assignment level.
 - 9 (6%) had an “Elevated” supervision assignment level.
 - 8 (5%) did not have a supervision assignment level reported.
- Offenders with History of Positive Tests for Drugs (prior to CY2018)
 - 77 (50%) had none.
 - 25 (16%) had exactly one.
 - 29 (19%) had two or three.
 - 17 (11%) had between four and nine.
 - 5 (4%) had at least ten.
- COMPAS Recidivism Risk Level
 - 65 (43%) were at “Low” risk to recidivate.
 - 49 (32%) were at “Medium” risk to recidivate.
 - 27 (18%) were at “High” risk to recidivate.
 - 12 (7%) did not have a recidivism risk level reported.

District 42 (Franklin P&P) – Recidivating Offenders

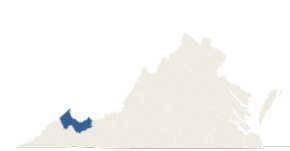
(includes the County of Southampton and the City of Franklin)



- 36 (23.5%) of the FY2013 community starters from Franklin P&P were sentenced to a term of state responsible incarceration within three years of their community start date.
- Gender
 - 28 (78%) Male
 - 8 (22%) Female
- Criminal History (prior to FY2013 community start date)
 - 16 (44%) had no history of state responsible terms of incarceration.
 - 11 (31%) had exactly one term of state responsible incarceration.
 - 5 (14%) had exactly two terms of state responsible incarceration.
 - 4 (11%) had at least three terms of state responsible incarceration.
- DOC Crime Type (on FY2013 Community Start Date)
 - 10 (28%) had a “Violent” most serious offense.
 - 20 (55%) had a “Property/Public Order” most serious offense.
 - 6 (17%) had a “Drug” most serious offense.
- Age on FY2013 Community Start Date
 - 17 (47%) were younger than age 30.
 - 14 (39%) were between ages 30 and 44.
 - 5 (14%) were between ages 45 and 54.
- Supervision Assignment Level
 - 1 (3%) had a “Low” supervision assignment level.
 - 31 (86%) had a “Medium” supervision assignment level.
 - 3 (8%) had an “Elevated” supervision assignment level.
 - 1 (3%) did not have a supervision assignment level reported.
- Offenders with History of Positive Tests for Drugs (prior to CY2018)
 - 15 (42%) had none.
 - 5 (14%) had exactly one.
 - 9 (25%) had two or three.
 - 6 (16%) had between four and nine.
 - 1 (3%) had at least ten.
- COMPAS Recidivism Risk Level
 - 9 (25%) were at “Low” risk to recidivate.
 - 16 (44%) were at “Medium” risk to recidivate.
 - 9 (25%) were at “High” risk to recidivate.
 - 2 (6%) did not have a recidivism risk level reported.

District 43 (Tazewell P&P) – All Community Starters

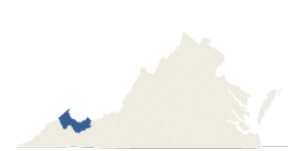
(includes the Counties of Buchanan and Tazewell)



- 730 of the FY2013 community starters had Tazewell P&P as their primary supervision location.
- Gender
 - 485 (67%) Male
 - 243 (33%) Female
 - 2 (<1%) Other
- Criminal History (prior to FY2013 community start date)
 - 416 (57%) had no history of state responsible terms of incarceration.
 - 206 (28%) had exactly one term of state responsible incarceration.
 - 78 (11%) had exactly two terms of state responsible incarceration.
 - 30 (4%) had at least three terms of state responsible incarceration.
- DOC Crime Type
 - 111 (15%) had a “Violent” most serious offense.
 - 461 (63%) had a “Property/Public Order” most serious offense.
 - 139 (19%) had a “Drug” most serious offense.
 - 19 (3%) did not have their offense information reported.
- Age on FY2013 Community Start Date
 - 232 (32%) were younger than age 30.
 - 361 (49%) were between ages 30 and 44.
 - 102 (14%) were between ages 45 and 54.
 - 35 (5%) were age 55 or older.
- Supervision Assignment Level
 - 127 (17%) had a “Low” supervision assignment level.
 - 509 (70%) had a “Medium” supervision assignment level.
 - 48 (7%) had an “Elevated” supervision assignment level.
 - 46 (6%) did not have a supervision assignment level reported.
- Offenders with History of Positive Tests for Drugs (prior to CY2018)
 - 387 (53%) had none.
 - 86 (12%) had exactly one.
 - 105 (14%) had two or three.
 - 104 (14%) had between four and nine.
 - 48 (7%) had at least ten.
- COMPAS Recidivism Risk Level
 - 339 (46%) were at “Low” risk to recidivate.
 - 184 (25%) were at “Medium” risk to recidivate.
 - 115 (16%) were at “High” risk to recidivate.
 - 92 (12%) did not have a recidivism risk level reported.

District 43 (Tazewell P&P) – Recidivating Offenders

(includes the Counties of Buchanan and Tazewell)



- 204 (27.9%) of the FY2013 community starters from Tazewell P&P were sentenced to a term of state responsible incarceration within three years of their community start date.
- Gender
 - 149 (73%) Male
 - 55 (27%) Female
- Criminal History (prior to FY2013 community start date)
 - 98 (48%) had no history of state responsible terms of incarceration.
 - 61 (30%) had exactly one term of state responsible incarceration.
 - 33 (16%) had exactly two terms of state responsible incarceration.
 - 12 (6%) had at least three terms of state responsible incarceration.
- DOC Crime Type (on FY2013 Community Start Date)
 - 42 (20%) had a “Violent” most serious offense.
 - 132 (65%) had a “Property/Public Order” most serious offense.
 - 30 (15%) had a “Drug” most serious offense.
- Age on FY2013 Community Start Date
 - 75 (37%) were younger than age 30.
 - 102 (50%) were between ages 30 and 44.
 - 23 (11%) were between ages 45 and 54.
 - 4 (2%) were age 55 or older.
- Supervision Assignment Level
 - 184 (90%) had a “Medium” supervision assignment level.
 - 12 (6%) had an “Elevated” supervision assignment level.
 - 8 (4%) did not have a supervision assignment level reported.
- Offenders with History of Positive Tests for Drugs (prior to CY2018)
 - 93 (46%) had none.
 - 27 (13%) had exactly one.
 - 32 (16%) had two or three.
 - 33 (16%) had between four and nine.
 - 19 (9%) had at least ten.
- COMPAS Recidivism Risk Level
 - 57 (28%) were at “Low” risk to recidivate.
 - 75 (37%) were at “Medium” risk to recidivate.
 - 58 (28%) were at “High” risk to recidivate.
 - 14 (7%) did not have a recidivism risk level reported.

Administrative P&P – All Community Starters⁶

- 888 of the FY2013 community starters had Administrative P&P as their primary supervision location.
- Gender
 - 758 (85%) Male
 - 129 (15%) Female
 - 1 (<1%) Other
- Criminal History (prior to FY2013 community start date)
 - 376 (42%) had no history of state responsible terms of incarceration.
 - 388 (44%) had exactly one term of state responsible incarceration.
 - 76 (9%) had exactly two terms of state responsible incarceration.
 - 48 (5%) had at least three terms of state responsible incarceration.
- DOC Crime Type
 - 219 (25%) had a “Violent” most serious offense.
 - 447 (50%) had a “Property/Public Order” most serious offense.
 - 170 (19%) had a “Drug” most serious offense.
 - 52 (6%) did not have their offense information reported.
- Age on FY2013 Community Start Date
 - 331 (37%) were younger than age 30.
 - 418 (47%) were between ages 30 and 44.
 - 101 (12%) were between ages 45 and 54.
 - 38 (4%) were age 55 or older.
- Supervision Assignment Level
 - 115 (13%) had a “Low” supervision assignment level.
 - 420 (47%) had a “Medium” supervision assignment level.
 - 29 (3%) had an “Elevated” supervision assignment level.
 - 6 (<1%) had a “High” supervision assignment level.
 - 318 (36%) did not have a supervision assignment level reported.
- Offenders with History of Positive Tests for Drugs (prior to CY2018)
 - 726 (82%) had none.
 - 60 (7%) had exactly one.
 - 50 (6%) had two or three.
 - 39 (4%) had between four and nine.
 - 13 (1%) had at least ten.
- COMPAS Recidivism Risk Level
 - 203 (23%) were at “Low” risk to recidivate.
 - 170 (19%) were at “Medium” risk to recidivate.
 - 139 (16%) were at “High” risk to recidivate.
 - 376 (42%) did not have a recidivism risk level reported.

⁶ DOC Operating Procedure 920.1 states that “when an offender is expected to be unavailable for active supervision (generally for a period to exceed 6 months, the offender may be placed on Administrative P&P.”

Administrative P&P – Recidivating Offenders⁷

- 141 (15.9%) of the FY2013 community starters with Administrative P&P as their primary community supervision location were sentenced to a term of state responsible incarceration within three years of their community start date.
- Gender
 - 121 (86%) Male
 - 20 (14%) Female
- Criminal History (prior to FY2013 community start date)
 - 70 (50%) had no history of state responsible terms of incarceration.
 - 43 (31%) had exactly one term of state responsible incarceration.
 - 19 (13%) had exactly two terms of state responsible incarceration.
 - 9 (6%) had at least three terms of state responsible incarceration.
- DOC Crime Type (on FY2013 Community Start Date)
 - 31 (22%) had a “Violent” most serious offense.
 - 82 (58%) had a “Property/Public Order” most serious offense.
 - 28 (20%) had a “Drug” most serious offense.
- Age on FY2013 Community Start Date
 - 66 (47%) were younger than age 30.
 - 57 (40%) were between ages 30 and 44.
 - 12 (9%) were between ages 45 and 54.
 - 6 (4%) were age 55 or older.
- Supervision Assignment Level
 - 14 (10%) had a “Low” supervision assignment level.
 - 83 (59%) had a “Medium” supervision assignment level.
 - 5 (4%) had an “Elevated” supervision assignment level.
 - 1 (<1%) had a “High” supervision assignment level.
 - 38 (27%) did not have a supervision assignment level reported.
- Offenders with History of Positive Tests for Drugs (prior to CY2018)
 - 85 (60%) had none.
 - 18 (13%) had exactly one.
 - 16 (11%) had two or three.
 - 17 (12%) had between four and nine.
 - 5 (4%) had at least ten.
- COMPAS Recidivism Risk Level
 - 34 (24%) were at “Low” risk to recidivate.
 - 41 (29%) were at “Medium” risk to recidivate.
 - 45 (32%) were at “High” risk to recidivate.
 - 21 (15%) did not have a recidivism risk level reported.

⁷ DOC Operating Procedure 920.1 states that “when an offender is expected to be unavailable for active supervision (generally for a period to exceed 6 months, the offender may be placed on Administrative P&P.”