



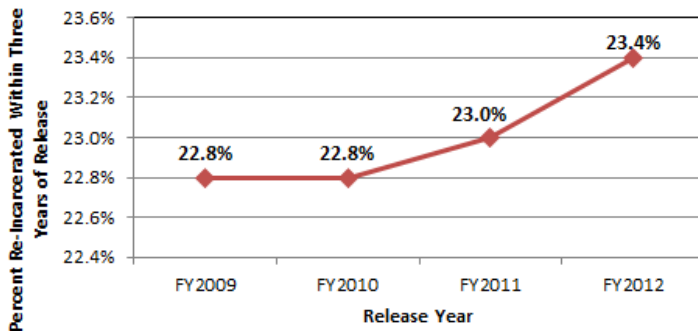
VADOC Recidivism

STATISTICAL ANALYSIS & FORECAST UNIT

SEPTEMBER 2016

Recidivism Rate is Up

Three-Year Re-Incarceration Rates of State Responsible Releases

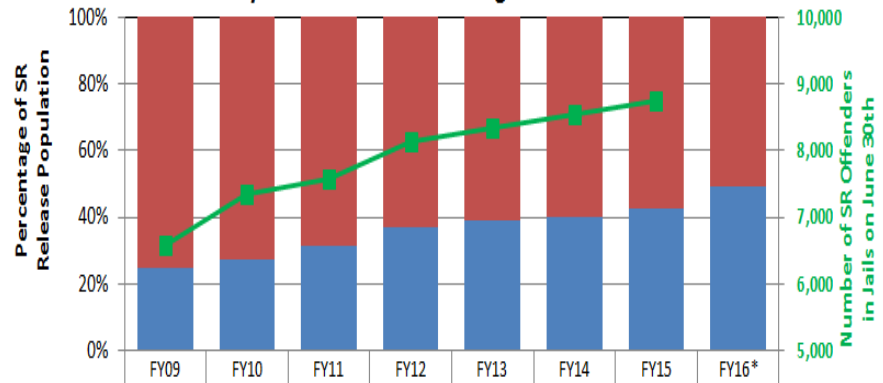


The VADOC studies recidivism to gather information on the success of offenders re-entering society once released from State Responsible (SR) incarceration. Virginia's official recidivism measure is re-incarceration with an SR sentence within three years after release. The three-year SR re-incarceration rate rose from 22.8% among the FY2009 SR Releases to 23.4% among the FY2012 SR Releases.

SR Population Only Incarcerated in Local/Regional Jails

Due to limitations in capacity in VADOC facilities, some SR offenders will serve their entire incarceration in a local or regional jail. The number of SR offenders in jails increased by one-third from June 30, 2009 to June 30, 2015 (from 6,570 to 8,747). The number of SR Releases who were "Jail Only" has risen from one-quarter of total SR Releases in FY2009 (25%) to more than one-third in FY2012 (37%) to approximately one-half in FY2016 (49%).

Jail Only Offenders as a Percentage of All SR Releases

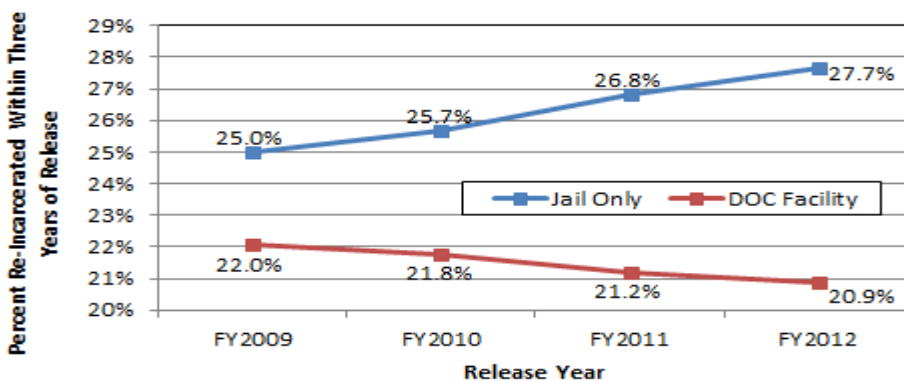


	FY09	FY10	FY11	FY12	FY13	FY14	FY15	FY16*
DOC Facility Releases	9,706	9,463	8,407	7,252	7,065	7,228	7,088	6,397
Jail Only Releases	3,179	3,555	3,856	4,244	4,511	4,793	5,297	6,157
SR in Jail on June 30th	6,570	7,342	7,564	8,133	8,346	8,550	8,747	

*Finalized SR in Jails numbers for June 30, 2016 are not yet available

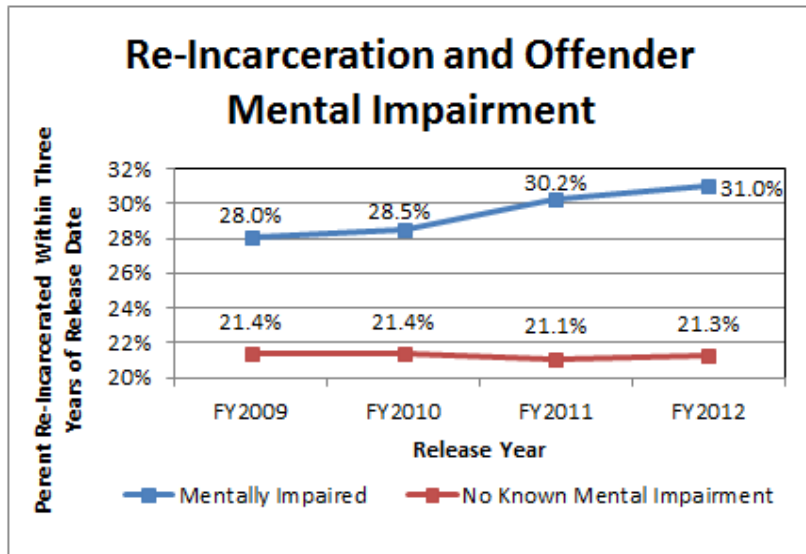
Recidivism of "Jail Only" Offenders vs. "DOC Facility" Offenders

Three-Year Re-Incarceration Rates by Location



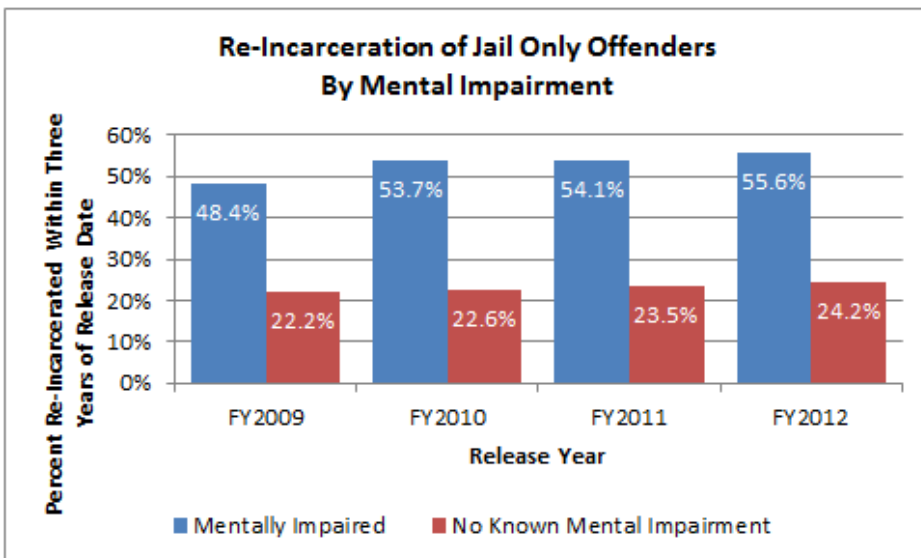
The three-year re-incarceration rate among Jail Only offenders increased from 25.0% for the FY2009 SR Releases to 27.7% for the FY2012 SR Releases. Among the DOC Facility offenders, the rate dropped from 22.0% for the FY2009 SR Releases to 20.9% for the FY2012 SR Releases.

Mental Impairment

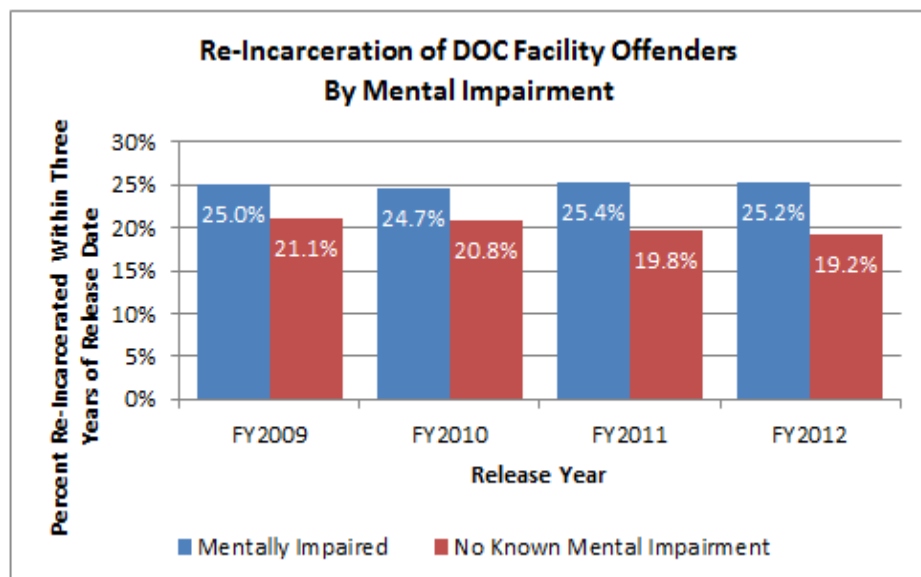


In the SR Release groups from FY2009 through FY2012, the re-incarceration rate of mentally impaired offenders (offenders with a mental health code in VirginiaCORIS indicating either minimal, mild, moderate, or severe impairment) was substantially higher than the re-incarceration rate of offenders not known to be mentally impaired. The three-year re-incarceration rate among mentally impaired offenders rose from 28.0% for the FY2009 SR Releases to 31.0% in FY2012. The rate among offenders not known to be mentally impaired, however, remained around 21% during this time period.

Compounding Limited DOC Capacity with Mental Impairment



When both Location Type and Mental Impairment are considered together, mentally impaired Jail Only offenders had double the re-incarceration rate of any of the other groups. This group's three-year re-incarceration rate grew from 48.4% for the FY2009 SR Releases to 55.6% for the FY2012 SR Releases. The group with the lowest rates each year consisted of the DOC Facility offenders with no known mental impairment—their rate dropped from 21.1% for the FY2009 SR Releases to 19.2% for the FY2012 SR Releases.



STATISTICAL ANALYSIS & FORECAST UNIT

Virginia Department of Corrections
6900 Atmore Drive

Tama S. Celi, PhD.
Warren B. McGehee, MPA
Alexander P. Miller, MPP

Phone: 804-887-8248
Fax: 804-674-3590
Email: tama.celi@vadoc.virginia.gov