

# Recidivism of Offenders Starting Community Supervision During FY2015



Research - Evaluation Unit

Virginia Department of Corrections

October 2020

## Table of Contents

Introduction .....	5
Methodology.....	6
Definitions of Key Terms & Measures.....	7
Definitions of Key Terms & Measures (continued).....	8
Predictors of Recidivism and Offender Characteristics .....	9
All FY2015 Community Starters .....	10
<i>Recidivating FY2015 Community Starters</i> .....	11
Recidivism Rates by Community Supervision Location .....	12
District 1 (Richmond P&P) – All Community Starters .....	13
<i>District 1 (Richmond P&amp;P) – Recidivating Offenders</i> .....	14
District 2 (Norfolk P&P) – All Community Starters .....	15
<i>District 2 (Norfolk P&amp;P) – Recidivating Offenders</i> .....	16
District 3 (Portsmouth P&P) – All Community Starters .....	17
<i>District 3 (Portsmouth P&amp;P) – Recidivating Offenders</i> .....	18
District 4 (Accomac P&P) – All Community Starters.....	19
<i>District 4 (Accomac P&amp;P) – Recidivating Offenders</i> .....	20
District 5 (Gloucester P&P) – All Community Starters.....	21
<i>District 5 (Gloucester P&amp;P) – Recidivating Offenders</i> .....	22
District 6 (Suffolk P&P) – All Community Starters .....	23
<i>District 6 (Suffolk P&amp;P) – Recidivating Offenders</i> .....	24
District 7 (Petersburg P&P) – All Community Starters.....	25
<i>District 7 (Petersburg P&amp;P) – Recidivating Offenders</i> .....	26
District 8 (South Boston P&P) – All Community Starters.....	27
<i>District 8 (South Boston P&amp;P) – Recidivating Offenders</i> .....	28
District 9 (Charlottesville P&P) – All Community Starters .....	29
<i>District 9 (Charlottesville P&amp;P) – Recidivating Offenders</i> .....	30
District 10 (Arlington P&P) – All Community Starters.....	31
<i>District 10 (Arlington P&amp;P) – Recidivating Offenders</i> .....	32
District 11 (Winchester P&P) – All Community Starters .....	33
<i>District 11 (Winchester P&amp;P) – Recidivating Offenders</i> .....	34
District 12 (Staunton P&P) – All Community Starters.....	35
<i>District 12 (Staunton P&amp;P) – Recidivating Offenders</i> .....	36
District 13 (Lynchburg P&P) – All Community Starters.....	37

<i>District 13 (Lynchburg P&amp;P) – Recidivating Offenders</i> .....	38
District 14 (Danville P&P) – All Community Starters.....	39
<i>District 14 (Danville P&amp;P) – Recidivating Offenders</i> .....	40
District 15 (Roanoke P&P) – All Community Starters .....	41
<i>District 15 (Roanoke P&amp;P) – Recidivating Offenders</i> .....	42
District 16 (Wytheville P&P) – All Community Starters .....	43
<i>District 16 (Wytheville P&amp;P) – Recidivating Offenders</i> .....	44
District 17 (Abingdon P&P) – All Community Starters.....	45
<i>District 17 (Abingdon P&amp;P) – Recidivating Offenders</i> .....	46
District 18 (Norton P&P) – All Community Starters .....	47
<i>District 18 (Norton P&amp;P) – Recidivating Offenders</i> .....	48
District 19 (Newport News P&P) – All Community Starters .....	49
<i>District 19 (Newport News P&amp;P) – Recidivating Offenders</i> .....	50
District 20 (Bedford P&P) – All Community Starters .....	51
<i>District 20 (Bedford P&amp;P) – Recidivating Offenders</i> .....	52
District 21 (Fredericksburg P&P) – All Community Starters .....	53
<i>District 21 (Fredericksburg P&amp;P) – Recidivating Offenders</i> .....	54
District 22 (Martinsville P&P) – All Community Starters .....	55
<i>District 22 (Martinsville P&amp;P) – Recidivating Offenders</i> .....	56
District 23 (Virginia Beach P&P) – All Community Starters.....	57
<i>District 23 (Virginia Beach P&amp;P) – Recidivating Offenders</i> .....	58
District 24 (Farmville P&P) – All Community Starters.....	59
<i>District 24 (Farmville P&amp;P) – Recidivating Offenders</i> .....	60
District 25 (Leesburg P&P) – All Community Starters.....	61
<i>District 25 (Leesburg P&amp;P) – Recidivating Offenders</i> .....	62
District 26 (Culpeper P&P) – All Community Starters.....	63
<i>District 26 (Culpeper P&amp;P) – Recidivating Offenders</i> .....	64
District 27 (Chesterfield P&P) – All Community Starters .....	65
<i>District 27 (Chesterfield P&amp;P) – Recidivating Offenders</i> .....	66
District 28 (Radford P&P) – All Community Starters.....	67
<i>District 28 (Radford P&amp;P) – Recidivating Offenders</i> .....	68
District 29 (Fairfax P&P) – All Community Starters.....	69
<i>District 29 (Fairfax P&amp;P) – Recidivating Offenders</i> .....	70

District 30 (Hampton P&P) – All Community Starters .....	71
<i>District 30 (Hampton P&amp;P) – Recidivating Offenders .....</i>	<i>72</i>
District 31 (Chesapeake P&P) – All Community Starters .....	73
<i>District 31 (Chesapeake P&amp;P) – Recidivating Offenders .....</i>	<i>74</i>
District 32 (Henrico P&P) – All Community Starters.....	75
<i>District 32 (Henrico P&amp;P) – Recidivating Offenders .....</i>	<i>76</i>
District 33 (Warsaw P&P) – All Community Starters .....	77
<i>District 33 (Warsaw P&amp;P) – Recidivating Offenders .....</i>	<i>78</i>
District 34 (Williamsburg P&P) – All Community Starters .....	79
<i>District 34 (Williamsburg P&amp;P) – Recidivating Offenders .....</i>	<i>80</i>
District 35 (Manassas P&P) – All Community Starters.....	81
<i>District 35 (Manassas P&amp;P) – Recidivating Offenders .....</i>	<i>82</i>
District 36 (Alexandria P&P) – All Community Starters .....	83
<i>District 36 (Alexandria P&amp;P) – Recidivating Offenders .....</i>	<i>84</i>
District 37 (Rocky Mount P&P) – All Community Starters .....	85
<i>District 37 (Rocky Mount P&amp;P) – Recidivating Offenders .....</i>	<i>86</i>
District 38 (Emporia P&P) – All Community Starters.....	87
<i>District 38 (Emporia P&amp;P) – Recidivating Offenders .....</i>	<i>88</i>
District 39 (Harrisonburg P&P) – All Community Starters .....	89
<i>District 39 (Harrisonburg P&amp;P) – Recidivating Offenders .....</i>	<i>90</i>
District 40 (Fincastle P&P) – All Community Starters .....	91
<i>District 40 (Fincastle P&amp;P) – Recidivating Offenders .....</i>	<i>92</i>
District 41 (Ashland P&P) – All Community Starters.....	93
<i>District 41 (Ashland P&amp;P) – Recidivating Offenders.....</i>	<i>94</i>
District 42 (Franklin P&P) – All Community Starters.....	95
<i>District 42 (Franklin P&amp;P) – Recidivating Offenders.....</i>	<i>96</i>
District 43 (Tazewell P&P) – All Community Starters .....	97
<i>District 43 (Tazewell P&amp;P) – Recidivating Offenders.....</i>	<i>98</i>
Administrative P&P – All Community Starters.....	99
<i>Administrative P&amp;P – Recidivating Offenders.....</i>	<i>100</i>
Voice Verification Biometrics Unit (VVBU) – All Community Starters .....	101
<i>Voice Verification Biometrics Unit (VVBU) – Recidivating Offenders.....</i>	<i>102</i>
Time to Recidivate in Days by Characteristics .....	103

## Introduction

One of the most revealing ways a correctional agency can assess its success is by measuring recidivism. The Virginia Department of Corrections (VADOC) has been doing this for years by calculating the three-year re-incarceration rate of its State Responsible (SR) offenders released from a term of incarceration. With a rate of 23.1% among SR Releases during FY2015, Virginia has the lowest three-year re-incarceration rate in the country.

Measuring re-incarceration of SR Releases only tells part of the story. Not all offenders entrusted to VADOC's care experience an SR incarceration. In fact, only 36.7% of the community starters analyzed in this study were released from an SR incarceration in FY2015<sup>1</sup>. This means that the success or failure of offenders on supervision cannot be assessed through the re-incarceration rate for SR Releases alone.

Measuring the recidivism of offenders on community supervision is crucial in following VADOC's mission to help people to do better. Reentry begins when an offender is sentenced to VADOC. In order to "enhance the quality of life in the Commonwealth by improving public safety," the VADOC needs to understand the level of success its supervisees in the community experience after receiving re-entry services and services in the community.

This report aims to explore the outcomes of community supervision, detailing the characteristics of the offenders starting supervision as well as those offenders who become incarcerated in the three years following their supervision start date.

For additional information, please contact:

**Tama S. Celi, Ph.D.**

Chief of Research

Virginia Department of Corrections

[Tama.Celi@vadoc.virginia.gov](mailto:Tama.Celi@vadoc.virginia.gov)

**Yan Jin**

Evaluation Unit Manager

Virginia Department of Corrections

[Yan.Jin@vadoc.virginia.gov](mailto:Yan.Jin@vadoc.virginia.gov)

**Brittney Via**

Senior Research Analyst

Virginia Department of Corrections

[Brittney.Via@vadoc.virginia.gov](mailto:Brittney.Via@vadoc.virginia.gov)

---

<sup>1</sup> Includes FY2015 SR releases from jails.

## Methodology

This project tracks the recidivism of offenders who started community supervision with VADOC during FY2015. FY2015 was chosen as the year to analyze because it is the most recent year for which a three-year follow-up is available with mature data<sup>2</sup>.

A “community start” occurs when an offender transfers<sup>3</sup> to a P&P district from a location that is not a P&P district<sup>4</sup>. In order to be considered a valid community start for the purposes of this project, the offender must have stayed at his/her starting P&P district location for more than two weeks (14 days)<sup>5</sup>, must spend more time being supervised in a P&P district than on interstate compact supervision during the study time period, and must not be serving a sentence from another state<sup>6</sup>. Because an offender may have multiple community stays that exceed two weeks within FY2015, this study analyzes the offender’s first community start with a stay of more than two weeks.

Offenders frequently move between P&P district offices while on community supervision, therefore, offenders in this study are classified by the P&P district where they were supervised for the longest time between their community start date and their three-year follow-up date (New Court Commitment Date (NCC Date) or parole revocation date if they recidivate).

Although Administrative P&P<sup>7</sup> is not considered a P&P district in this study, offenders are included in the Administrative P&P section of the report if that is a location at which they spent the most time between their community start date and their three-year follow-up date (if they recidivated, their NCC date or parole revocation date). These offenders are included in this report because they had a supervision obligation.

Offenders are included in the Voice Verification Biometrics Unit (VVBV) section of the report if most of their time on community supervision was supervised by the VVBV, which primarily serves low-risk offenders on community supervision<sup>8</sup>. VVBV began its operations in July 2016.

An offender is considered a recidivist if he/she is sentenced to a term of state responsible incarceration<sup>9</sup> within three years following his/her community start date for a new crime or technical violation, even if he/she is no longer on community supervision at the time of the recidivating offense. An offender is not considered a recidivist if he/she is not sentenced to a term of state responsible incarceration.

---

<sup>2</sup> The data used in this report is current as of July 14, 2020.

<sup>3</sup> The offender must have transferred from a location other than a P&P district to a P&P district for a reason other than investigation.

<sup>4</sup> Locations that are not P&P districts include: local jails, VADOC facilities, Detention & Diversion Centers (CCAPs), Administrative P&P, Community Sex Offender Programs, Interstate Compact Community Supervision, Fugitive Unit, Detainer Unit, and Pre-release Unit. For this project, Detention & Diversion Centers are not considered community supervision locations because offenders confined in these facilities are unlikely to have the same opportunities to recidivate as offenders reporting to a P&P office.

<sup>5</sup> The two week community stay requirement was added in order to exclude offenders who present for supervision, but upon investigation, do not have a supervision obligation with VADOC.

<sup>6</sup> Removing these offenders resulted in a recidivism rate of 21.7% compared to a rate of 20.8% if they were left in the analysis.

<sup>7</sup> Administrative P&P offenders are those who are unavailable to be actively supervised by a district, generally for at least a six-month period. These offenders may include absconders, offenders with long hospital stays, or other offenders who may be unavailable for active supervision.

<sup>8</sup> Offenders who are included in the Voice Verification Biometrics Unit (VVBV) section of the report did not begin their community supervision with the VVBV because the Unit did not exist until after FY2015.

<sup>9</sup> Forty offenders from the community starters studied had an SR parole violation within three years following their community start date. Thirty were new crime parole violators and ten were technical parole violators.

## Definitions of Key Terms & Measures

**Age on FY2015 Community Start Date\*†** – The age of the offender on the date at which he/she began community supervision at a P&P district during FY2015.

**COMPAS (Correctional Offender Management Profiling for Alternative Sanctions)** – This represents the system of risk/needs assessments developed by Equivant in its Northpointe Suite. These assessments focus on a combination of static and dynamic risk factors that are known to affect recidivism, and are designed to aid in correctional intervention to decrease the likelihood of recidivism<sup>10</sup>.

**COMPAS Recidivism Risk Level\*†** – This represents the predictor of an offender’s likelihood to recidivate based on his/her specific criminogenic needs. The first assessed general recidivism risk level after an offender started community supervision is included in this analysis.

**Criminal History\*†** – The number of SR incarcerations that an offender had before his/her community start date.

**DOC Crime Type\*** – Indicates the crime type of an offender’s most serious offense for which he/she is currently on supervision. Includes the categories Violent, Property/Public Order (PPO), Drug, and Not Reported.

**Drug Test Results (Any Drugs)\*** – The existence of at least one positive drug test result for any drug (excluding alcohol) in the time before the offender’s community start date.

**Drug Test Results (Opioids & Cocaine)†** – The existence of at least one positive drug test result for opioids and at least one positive drug test result for cocaine in the time before the offender’s community start date.

**Gender\*†** – The gender of the offender as recorded in Virginia CORIS.

*\*Indicates a measure included in the description of FY2015 community starters & recidivists (p. 10-102)*

*† Indicates a measure used in the statistical model developed to identify predictors of community recidivism (p. 9)*

---

<sup>10</sup> Equivant. (2017). Practitioner’s guide to COMPAS Core.

## Definitions of Key Terms & Measures (continued)

**Major Metropolitan Area\*** – For a district to be considered part of a “Major Metropolitan Area,” it must comprise one or more localities that are part of any of the following three metropolitan statistical areas, as defined by the U.S. Census Bureau:

- **Richmond, VA** (includes the Cities of Colonial Heights, Hopewell, Petersburg, and Richmond and the Counties of Amelia, Caroline, Charles City, Chesterfield, Dinwiddie, Goochland, Hanover, Henrico, King William, New Kent, Powhatan, Prince George, and Sussex)
- **Virginia Beach-Norfolk-Newport News, VA-NC** (includes the Cities of Chesapeake, Hampton, Newport News, Norfolk, Poquoson, Portsmouth, Suffolk, Virginia Beach, and Williamsburg and the Counties of Gloucester, Isle of Wight, James City, Mathews, and York)
- **Washington-Arlington-Alexandria, DC-VA-MD-WV** (includes the cities of Alexandria, Fairfax, Falls Church, Fredericksburg, Manassas, and Manassas Park and the Counties of Arlington, Clarke, Culpeper, Fairfax, Fauquier, Loudoun, Prince William, Rappahannock, Spotsylvania, Stafford, and Warren)

In this analysis, Major Metropolitan Area is measured as the P&P District location in which an offender spent the most time between his/her community start date and either 1) the three-years following the community start date if the offender did not recidivate or 2) the New Court Commitment Date (NCC Date) or parole revocation date if the offender did recidivate.

**State Responsible (SR)** – The SR definition has changed over time and is dependent on several factors: date of offense, offense type (felony or misdemeanor), sentence length and how the sentence is expressed (i.e., years, months, days, or some combination thereof). Any offender who meets one of the SR criteria below is considered State Responsible.

Offense Date	Offense Type	Sentence Length	Expressed In	State Responsible
Before 1/1/1995	At Least 1 Felony	> 2 Years	Years	YES
Before 1/1/1995	At Least 1 Felony	> 24 Months	Months or Days	YES
Before 1/1/1995	No Felonies	ANY	ANY	NO
Between 1/1/1995 - 6/30/1997	At Least 1 Felony	> 6 Months	Years, Months or Days	YES
Between 1/1/1995 - 6/30/1997	No Felonies	ANY	ANY	NO
Between 7/1/1997 - 8/31/1998	At Least 1 Felony	>= 1 Year	Years	YES
Between 7/1/1997 - 8/31/1998	At Least 1 Felony	>= 12 Months	Months or Days	YES
Between 7/1/1997 - 8/31/1998	No Felonies	ANY	ANY	NO
9/1/1998 – Present	At Least 1 Felony	>= 1 Year	Years	YES
9/1/1998 – Present	At Least 1 Felony	> 12 Months	Months or Days	YES
9/1/1998 – Present	ANY	= 12 Months	Months or Days	NO
9/1/1998 – Present	No Felonies	ANY	ANY	NO

**Supervision Assignment Level\*** – This indicates the level at which an offender is supervised, as assigned by the supervising officer. In this analysis, Supervision Assignment Level is measured as the longest approved level of supervision held by an offender for the period studied.

\*Indicates a measure included in the description of FY2015 community starters & recidivists (p. 10-102)

† Indicates a measure used in the statistical model developed to identify predictors of community recidivism (p. 9)



## Predictors of Recidivism and Offender Characteristics

The following pages with green headings show the characteristics of the community starters during FY2015, arranged by the community location where they were supervised the longest during the study period.

Pages with italicized orange headings show the characteristics of the recidivating offenders—those offenders who have an SR incarceration date within three years following their start on community supervision during FY2015.

Factors associated with recidivism of FY2015 community starters includes<sup>11</sup>:

- Males were more likely to recidivate than females
- Younger offenders were more likely to recidivate than older offenders
- Offenders with a higher number of previous SR terms of incarceration prior to their community start date were more likely to recidivate than offenders with fewer SR terms of incarceration prior to their community start date
- Offenders who had a higher COMPAS recidivism risk level were more likely to recidivate than offenders who had a lower COMPAS recidivism risk level
- Offenders that tested positive for opioids and cocaine prior to their community start date were more likely to recidivate than offenders who tested positive for neither or only one of these substances

*NOTE: Due to rounding, the sum of percentages in each category found on the following pages may range from 99% to 101%*

---

<sup>11</sup> Determined using a logistical regression model controlling for gender, age at community start, number of previous SR incarcerations, COMPAS recidivism risk level, and testing positive for opioids and cocaine prior to the start of community supervision. The factors identified as predictors were all significant at  $p < .0001$ .

## All FY2015 Community Starters

- 27,021 offenders were considered community starters in FY2015.
- Gender
  - 20,826 (77%) Male
  - 6,194 (23%) Female
  - 1 (<1%) Other
- Criminal History
  - 13,282 (49%) had no history of state responsible terms of incarceration.
  - 7,597 (28%) had exactly one term of state responsible incarceration.
  - 3,323 (12%) had exactly two terms of state responsible incarceration.
  - 2,819 (10%) had at least three terms of state responsible incarceration.
- DOC Crime Type
  - 5,356 (20%) had a “Violent” most serious offense.
  - 11,548 (43%) had a “Property/Public Order” most serious offense.
  - 5,768 (21%) had a “Drug” most serious offense.
  - 4,349 (16%) did not have their offense information reported.
- Age on FY2015 Community Start Date
  - 10,194 (38%) were younger than age 30.
  - 10,728 (40%) were between ages 30 and 44.
  - 4,342 (16%) were between ages 45 and 54.
  - 1,757 (6%) were age 55 or older.
- Supervision Assignment Level
  - 4,993 (18%) had a “Low” supervision assignment level.
  - 17,451 (65%) had a “Medium” supervision assignment level.
  - 2,242 (8%) had an “Elevated” supervision assignment level.
  - 825 (3%) had a “High” supervision assignment level.
  - 1,510 (6%) did not have a supervision assignment level reported.
- Drug Test Results (Any Drugs)
  - 13,097 (48%) were not tested for any drugs.
  - 8,117 (30%) tested negative for all drugs or had results pending.
  - 5,807 (21%) tested positive for at least one drug.
- COMPAS Recidivism Risk Level
  - 8,989 (33%) were at “Low” risk to recidivate.
  - 8,243 (30%) were at “Medium” risk to recidivate.
  - 6,988 (26%) were at “High” risk to recidivate.
  - 2,801 (10%) did not have a recidivism risk level reported.

## *Recidivating FY2015 Community Starters*

- 5,852 (21.7%) of the FY2015 community starters were sentenced to a term of state responsible incarceration within three years of their community start date<sup>12</sup>.
- Gender
  - 4,909 (84%) Male
  - 943 (16%) Female
- Criminal History
  - 2,014 (34%) had no history of state responsible terms of incarceration.
  - 1,741 (30%) had exactly one term of state responsible incarceration.
  - 1,028 (18%) had exactly two terms of state responsible incarceration.
  - 1,069 (18%) had at least three terms of state responsible incarceration.
- DOC Crime Type
  - 1,251 (21%) had a “Violent” most serious offense.
  - 3,093 (53%) had a “Property/Public Order” most serious offense.
  - 1,052 (18%) had a “Drug” most serious offense.
  - 456 (8%) did not have their offense information reported.
- Age on FY2015 Community Start Date
  - 2,438 (42%) were younger than age 30.
  - 2,392 (41%) were between ages 30 and 44.
  - 821 (14%) were between ages 45 and 54.
  - 201 (3%) were age 55 or older.
- Supervision Assignment Level
  - 265 (4%) had a “Low” supervision assignment level.
  - 4,211 (72%) had a “Medium” supervision assignment level.
  - 780 (13%) had an “Elevated” supervision assignment level.
  - 384 (7%) had a “High” supervision assignment level.
  - 212 (4%) did not have a supervision assignment level reported.
- Drug Test Results (Any Drugs)
  - 1,978 (34%) were not tested for any drugs.
  - 1,857 (32%) tested negative for all drugs or had results pending.
  - 2,017 (34%) tested positive for at least one drug.
- COMPAS Recidivism Risk Level
  - 1,126 (19%) were at “Low” risk to recidivate.
  - 1,926 (33%) were at “Medium” risk to recidivate.
  - 2,515 (43%) were at “High” risk to recidivate.
  - 285 (5%) did not have a recidivism risk level reported.

---

<sup>12</sup> 562 (2.1%) offenders died within the three-year follow-up period. These offenders are still included in the recidivism calculation.

## Recidivism Rates by Community Supervision Location

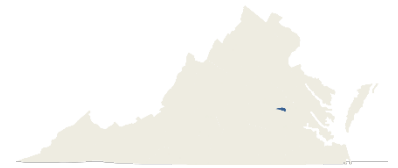
Community Supervision Location	Recidivism Rate*	Pages of Report
District 1 - Richmond P&P	25.4%	13-14
District 2 - Norfolk P&P	25.6%	15-16
District 3 - Portsmouth P&P	18.5%	17-18
District 4 - Accomac P&P	26.9%	19-20
District 5 - Gloucester P&P	23.4%	21-22
District 6 - Suffolk P&P	20.4%	23-24
District 7 - Petersburg P&P	18.9%	25-26
District 8 - South Boston P&P	18.7%	27-28
District 9 - Charlottesville P&P	24.5%	29-30
District 10 - Arlington P&P	23.3%	31-32
District 11 - Winchester P&P	25.7%	33-34
District 12 - Staunton P&P	26.4%	35-36
District 13 - Lynchburg P&P	18.9%	37-38
District 14 - Danville P&P	22.8%	39-40
District 15 - Roanoke P&P	19.0%	41-42
District 16 - Wytheville P&P	25.8%	43-44
District 17 - Abingdon P&P	22.9%	45-46
District 18 - Norton P&P	22.3%	47-48
District 19 - Newport News P&P	21.7%	49-50
District 20 - Bedford P&P	12.8%	51-52
District 21 - Fredericksburg P&P	28.9%	53-54
District 22 - Martinsville P&P	26.1%	55-56
District 23 - Virginia Beach P&P	21.7%	57-58
District 24 - Farmville P&P	21.5%	59-60
District 25 - Leesburg P&P	22.6%	61-62
District 26 - Culpeper P&P	25.6%	63-64
District 27 - Chesterfield P&P	20.9%	65-66
District 28 - Radford P&P	23.1%	67-68
District 29 - Fairfax P&P	13.7%	69-70
District 30 - Hampton P&P	19.9%	71-72
District 31 - Chesapeake P&P	28.9%	73-74
District 32 - Henrico P&P	26.7%	75-76
District 33 - Warsaw P&P	19.9%	77-78
District 34 - Williamsburg P&P	19.1%	79-80
District 35 - Manassas P&P	16.4%	81-82
District 36 - Alexandria P&P	12.2%	83-84
District 37 - Rocky Mount P&P	15.0%	85-86
District 38 - Emporia P&P	26.3%	87-88
District 39 - Harrisonburg P&P	36.6%	89-90
District 40 - Fincastle P&P	25.1%	91-92
District 41 - Ashland P&P	20.5%	93-94
District 42 - Franklin P&P	19.1%	95-96
District 43 - Tazewell P&P	22.3%	97-98
Administrative P&P	15.4%	99-100
Operations Logistics Unit (OLU)	0.2%	101-102
<b>Overall</b>	<b>21.7%</b>	<b>10-11</b>

\*Indicates a state responsible term of incarceration within three years of their FY2015 community start date

**NOTE:** Recidivists are categorized by the community location where they were supervised longest during the study period.

## District 1 (Richmond P&P) – All Community Starters

(includes the City of Richmond)



- 1,355 of the FY2015 community starters had Richmond P&P as their primary supervision location.
- Gender
  - 1,132 (83%) Male
  - 223 (16%) Female
- Criminal History (prior to FY2015 community start date)
  - 436 (32%) had no history of state responsible terms of incarceration.
  - 440 (32%) had exactly one term of state responsible incarceration.
  - 227 (17%) had exactly two terms of state responsible incarceration.
  - 252 (19%) had at least three terms of state responsible incarceration.
- DOC Crime Type
  - 384 (28%) had a “Violent” most serious offense.
  - 516 (38%) had a “Property/Public Order” most serious offense.
  - 424 (31%) had a “Drug” most serious offense.
  - 31 (2%) did not have their offense information reported.
- Age on FY2015 Community Start Date
  - 493 (36%) were younger than age 30.
  - 504 (37%) were between ages 30 and 44.
  - 253 (19%) were between ages 45 and 54.
  - 105 (8%) were age 55 or older.
- Supervision Assignment Level
  - 102 (7%) had a “Low” supervision assignment level.
  - 1,060 (78%) had a “Medium” supervision assignment level.
  - 103 (8%) had an “Elevated” supervision assignment level.
  - 57 (4%) had a “High” supervision assignment level.
  - 33 (2%) did not have a supervision assignment level reported.
- Drug Test Results (Any Drugs)
  - 560 (41%) were not tested for any drugs.
  - 478 (35%) tested negative for all drugs or had results pending.
  - 317 (23%) tested positive for at least one drug.
- COMPAS Recidivism Risk Level
  - 291 (21%) were at “Low” risk to recidivate.
  - 492 (36%) were at “Medium” risk to recidivate.
  - 488 (36%) were at “High” risk to recidivate.
  - 84 (6%) did not have a recidivism risk level reported.

## **District 1 (Richmond P&P) – Recidivating Offenders**

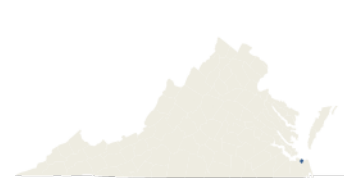
(includes the City of Richmond)



- 344 (25.4%) of the FY2015 community starters from Richmond P&P were sentenced to a term of state responsible incarceration within three years of their community start date.
- Gender
  - 310 (90%) Male
  - 34 (10%) Female
- Criminal History
  - 78 (23%) had no history of state responsible terms of incarceration.
  - 104 (30%) had exactly one term of state responsible incarceration.
  - 64 (19%) had exactly two terms of state responsible incarceration.
  - 98 (28%) had at least three terms of state responsible incarceration.
- DOC Crime Type
  - 106 (31%) had a “Violent” most serious offense.
  - 146 (42%) had a “Property/Public Order” most serious offense.
  - 87 (25%) had a “Drug” most serious offense.
  - 5 (1%) did not have their offense information reported.
- Age on FY2015 Community Start Date
  - 151 (44%) were younger than age 30.
  - 112 (33%) were between ages 30 and 44.
  - 61 (18%) were between ages 45 and 54.
  - 20 (6%) were age 55 or older.
- Supervision Assignment Level
  - 4 (1%) had a “Low” supervision assignment level.
  - 263 (76%) had a “Medium” supervision assignment level.
  - 39 (11%) had an “Elevated” supervision assignment level.
  - 35 (10%) had a “High” supervision assignment level.
  - 3 (1%) did not have a supervision assignment level reported.
- Drug Test Results (Any Drugs)
  - 104 (30%) were not tested for any drugs.
  - 120 (35%) tested negative for all drugs or had results pending.
  - 120 (35%) tested positive for at least one drug.
- COMPAS Recidivism Risk Level
  - 34 (10%) were at “Low” risk to recidivate.
  - 115 (33%) were at “Medium” risk to recidivate.
  - 181 (53%) were at “High” risk to recidivate.
  - 14 (4%) did not have a recidivism risk level reported.

## District 2 (Norfolk P&P) – All Community Starters

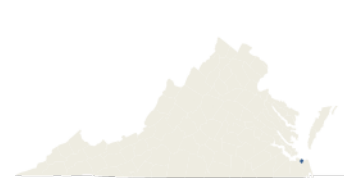
(includes the City of Norfolk)



- 1,410 of the FY2015 community starters had Norfolk P&P as their primary supervision location.
- Gender
  - 1,170 (83%) Male
  - 240 (17%) Female
- Criminal History
  - 525 (37%) had no history of state responsible terms of incarceration.
  - 400 (28%) had exactly one term of state responsible incarceration.
  - 224 (16%) had exactly two terms of state responsible incarceration.
  - 261 (18%) had at least three terms of state responsible incarceration.
- DOC Crime Type
  - 343 (24%) had a “Violent” most serious offense.
  - 654 (46%) had a “Property/Public Order” most serious offense.
  - 286 (20%) had a “Drug” most serious offense.
  - 127 (9%) did not have their offense information reported.
- Age on FY2015 Community Start Date
  - 515 (36%) were younger than age 30.
  - 536 (38%) were between ages 30 and 44.
  - 262 (19%) were between ages 45 and 54.
  - 97 (7%) were age 55 or older.
- Supervision Assignment Level
  - 53 (4%) had a “Low” supervision assignment level.
  - 1,051 (74%) had a “Medium” supervision assignment level.
  - 221 (16%) had an “Elevated” supervision assignment level.
  - 25 (2%) had a “High” supervision assignment level.
  - 60 (4%) did not have a supervision assignment level reported.
- Drug Test Results (Any Drugs)
  - 338 (24%) were not tested for any drugs.
  - 615 (44%) tested negative for all drugs or had results pending.
  - 457 (32%) tested positive for at least one drug.
- COMPAS Recidivism Risk Level
  - 294 (21%) were at “Low” risk to recidivate.
  - 411 (29%) were at “Medium” risk to recidivate.
  - 570 (40%) were at “High” risk to recidivate.
  - 135 (10%) did not have a recidivism risk level reported.

## ***District 2 (Norfolk P&P) – Recidivating Offenders***

(includes the City of Norfolk)

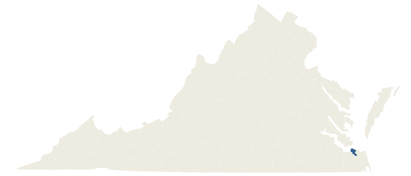


- 361 (25.6%) of the FY2015 community starters from Norfolk P&P were sentenced to a term of state responsible incarceration within three years of their community start date.
- Gender
  - 319 (88%) Male
  - 42 (12%) Female
- Criminal History
  - 96 (27%) had no history of state responsible terms of incarceration.
  - 99 (27%) had exactly one term of state responsible incarceration.
  - 70 (19%) had exactly two terms of state responsible incarceration.
  - 96 (27%) had at least three terms of state responsible incarceration.
- DOC Crime Type
  - 92 (25%) had a “Violent” most serious offense.
  - 194 (54%) had a “Property/Public Order” most serious offense.
  - 63 (17%) had a “Drug” most serious offense.
  - 12 (3%) did not have their offense information reported.
- Age on FY2015 Community Start Date
  - 130 (36%) were younger than age 30.
  - 137 (38%) were between ages 30 and 44.
  - 74 (20%) were between ages 45 and 54.
  - 20 (5%) were age 55 or older.
- Supervision Assignment Level
  - 7 (2%) had a “Low” supervision assignment level.
  - 245 (68%) had a “Medium” supervision assignment level.
  - 86 (24%) had an “Elevated” supervision assignment level.
  - 15 (4%) had a “High” supervision assignment level.
  - 8 (2%) did not have a supervision assignment level reported.
- Drug Test Results (Any Drugs)
  - 58 (16%) were not tested for any drugs.
  - 141 (39%) tested negative for all drugs or had results pending.
  - 162 (45%) tested positive for at least one drug.
- COMPAS Recidivism Risk Level
  - 53 (15%) were at “Low” risk to recidivate.
  - 96 (27%) were at “Medium” risk to recidivate.
  - 195 (54%) were at “High” risk to recidivate.
  - 17 (5%) did not have a recidivism risk level reported.



## District 3 (Portsmouth P&P) – All Community Starters

(includes the City of Portsmouth)



- 686 of the FY2015 community starters had Portsmouth P&P as their primary supervision location.
- Gender
  - 560 (82%) Male
  - 126 (18%) Female
- Criminal History
  - 253 (37%) had no history of state responsible terms of incarceration.
  - 170 (25%) had exactly one term of state responsible incarceration.
  - 128 (19%) had exactly two terms of state responsible incarceration.
  - 135 (20%) had at least three terms of state responsible incarceration.
- DOC Crime Type
  - 133 (19%) had a “Violent” most serious offense.
  - 313 (46%) had a “Property/Public Order” most serious offense.
  - 146 (21%) had a “Drug” most serious offense.
  - 94 (14%) did not have their offense information reported.
- Age on FY2015 Community Start Date
  - 228 (33%) were younger than age 30.
  - 279 (41%) were between ages 30 and 44.
  - 117 (17%) were between ages 45 and 54.
  - 62 (9%) were age 55 or older.
- Supervision Assignment Level
  - 31 (4%) had a “Low” supervision assignment level.
  - 514 (75%) had a “Medium” supervision assignment level.
  - 92 (13%) had an “Elevated” supervision assignment level.
  - 26 (4%) had a “High” supervision assignment level.
  - 23 (3%) did not have a supervision assignment level reported.
- Drug Test Results (Any Drugs)
  - 309 (45%) were not tested for any drugs.
  - 199 (29%) tested negative for all drugs or had results pending.
  - 178 (26%) tested positive for at least one drug.
- COMPAS Recidivism Risk Level
  - 135 (20%) were at “Low” risk to recidivate.
  - 252 (37%) were at “Medium” risk to recidivate.
  - 262 (38%) were at “High” risk to recidivate.
  - 37 (5%) did not have a recidivism risk level reported.

## District 3 (Portsmouth P&P) – Recidivating Offenders

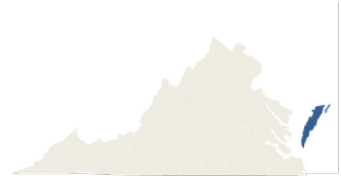
(includes the City of Portsmouth)



- 127 (18.5%) of the FY2015 community starters from Portsmouth P&P were sentenced to a term of state responsible incarceration within three years of their community start date.
- Gender
  - 100 (79%) Male
  - 27 (21%) Female
- Criminal History
  - 29 (23%) had no history of state responsible terms of incarceration.
  - 29 (23%) had exactly one term of state responsible incarceration.
  - 27 (21%) had exactly two terms of state responsible incarceration.
  - 42 (33%) had at least three terms of state responsible incarceration.
- DOC Crime Type
  - 19 (15%) had a “Violent” most serious offense.
  - 82 (65%) had a “Property/Public Order” most serious offense.
  - 20 (16%) had a “Drug” most serious offense.
  - 6 (5%) did not have their offense information reported.
- Age on FY2015 Community Start Date
  - 34 (27%) were younger than age 30.
  - 61 (48%) were between ages 30 and 44.
  - 22 (17%) were between ages 45 and 54.
  - 10 (8%) were age 55 or older.
- Supervision Assignment Level
  - 92 (72%) had a “Medium” supervision assignment level.
  - 24 (19%) had an “Elevated” supervision assignment level.
  - 8 (6%) had a “High” supervision assignment level.
  - 3 (2%) did not have a supervision assignment level reported.
- Drug Test Results (Any Drugs)
  - 34 (27%) were not tested for any drugs.
  - 35 (28%) tested negative for all drugs or had results pending.
  - 58 (46%) tested positive for at least one drug.
- COMPAS Recidivism Risk Level
  - 14 (11%) were at “Low” risk to recidivate.
  - 37 (29%) were at “Medium” risk to recidivate.
  - 73 (57%) were at “High” risk to recidivate.
  - 3 (2%) did not have a recidivism risk level reported.

## District 4 (Accomac P&P) – All Community Starters

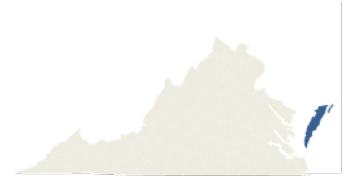
(includes the Counties of Accomack and Northampton)



- 130 of the FY2015 community starters had Accomac P&P as their primary supervision location.
- Gender
  - 108 (83%) Male
  - 22 (17%) Female
- Criminal History
  - 71 (55%) had no history of state responsible terms of incarceration.
  - 34 (26%) had exactly one term of state responsible incarceration.
  - 17 (13%) had exactly two terms of state responsible incarceration.
  - 8 (6%) had at least three terms of state responsible incarceration.
- DOC Crime Type
  - 37 (28%) had a “Violent” most serious offense.
  - 41 (31%) had a “Property/Public Order” most serious offense.
  - 22 (17%) had a “Drug” most serious offense.
  - 30 (23%) did not have their offense information reported.
- Age on FY2015 Community Start Date
  - 44 (34%) were younger than age 30.
  - 61 (47%) were between ages 30 and 44.
  - 13 (10%) were between ages 45 and 54.
  - 12 (9%) were age 55 or older.
- Supervision Assignment Level
  - 26 (20%) had a “Low” supervision assignment level.
  - 71 (55%) had a “Medium” supervision assignment level.
  - 25 (19%) had an “Elevated” supervision assignment level.
  - 2 (1%) had a “High” supervision assignment level.
  - 6 (5%) did not have a supervision assignment level reported.
- Drug Test Results (Any Drugs)
  - 62 (48%) were not tested for any drugs.
  - 40 (31%) tested negative for all drugs or had results pending.
  - 28 (21%) tested positive for at least one drug.
- COMPAS Recidivism Risk Level
  - 44 (34%) were at “Low” risk to recidivate.
  - 46 (35%) were at “Medium” risk to recidivate.
  - 30 (23%) were at “High” risk to recidivate.
  - 10 (8%) did not have a recidivism risk level reported.

## ***District 4 (Accomac P&P) – Recidivating Offenders***

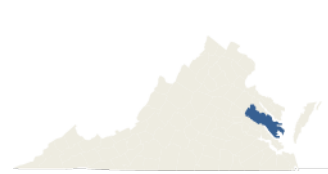
(includes the Counties of Accomack and Northampton)



- 35 (26.9%) of the FY2015 community starters from Accomac P&P were sentenced to a term of state responsible incarceration within three years of their community start date.
- Gender
  - 34 (97%) Male
  - 1 (3%) Female
- Criminal History
  - 12 (34%) had no history of state responsible terms of incarceration.
  - 9 (26%) had exactly one term of state responsible incarceration.
  - 10 (29%) had exactly two terms of state responsible incarceration.
  - 4 (11%) had at least three terms of state responsible incarceration.
- DOC Crime Type
  - 13 (37%) had a “Violent” most serious offense.
  - 11 (31%) had a “Property/Public Order” most serious offense.
  - 7 (20%) had a “Drug” most serious offense.
  - 4 (11%) did not have their offense information reported.
- Age on FY2015 Community Start Date
  - 11 (31%) were younger than age 30.
  - 20 (57%) were between ages 30 and 44.
  - 2 (6%) were between ages 45 and 54.
  - 2 (6%) were age 55 or older.
- Supervision Assignment Level
  - 18 (51%) had a “Medium” supervision assignment level.
  - 14 (40%) had an “Elevated” supervision assignment level.
  - 1 (3%) had a “High” supervision assignment level.
  - 2 (6%) did not have a supervision assignment level reported.
- Drug Test Results (Any Drugs)
  - 12 (34%) were not tested for any drugs.
  - 11 (31%) tested negative for all drugs or had results pending.
  - 12 (34%) tested positive for at least one drug.
- COMPAS Recidivism Risk Level
  - 11 (31%) were at “Low” risk to recidivate.
  - 10 (29%) were at “Medium” risk to recidivate.
  - 12 (34%) were at “High” risk to recidivate.
  - 2 (6%) did not have a recidivism risk level reported.

## District 5 (Gloucester P&P) – All Community Starters

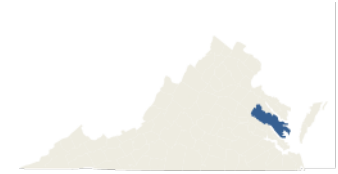
(includes the Counties of Gloucester, King and Queen, King William, Mathews, and Middlesex)



- 273 of the FY2015 community starters had Gloucester P&P as their primary supervision location.
- Gender
  - 211 (77%) Male
  - 62 (23%) Female
- Criminal History
  - 126 (46%) had no history of state responsible terms of incarceration.
  - 86 (31%) had exactly one term of state responsible incarceration.
  - 31 (11%) had exactly two terms of state responsible incarceration.
  - 30 (11%) had at least three terms of state responsible incarceration.
- DOC Crime Type
  - 63 (23%) had a “Violent” most serious offense.
  - 134 (49%) had a “Property/Public Order” most serious offense.
  - 42 (15%) had a “Drug” most serious offense.
  - 34 (12%) did not have their offense information reported.
- Age on FY2015 Community Start Date
  - 95 (35%) were younger than age 30.
  - 116 (42%) were between ages 30 and 44.
  - 47 (17%) were between ages 45 and 54.
  - 15 (5%) were age 55 or older.
- Supervision Assignment Level
  - 96 (35%) had a “Low” supervision assignment level.
  - 136 (50%) had a “Medium” supervision assignment level.
  - 23 (8%) had an “Elevated” supervision assignment level.
  - 6 (2%) had a “High” supervision assignment level.
  - 12 (4%) did not have a supervision assignment level reported.
- Drug Test Results (Any Drugs)
  - 114 (42%) were not tested for any drugs.
  - 84 (31%) tested negative for all drugs or had results pending.
  - 75 (27%) tested positive for at least one drug.
- COMPAS Recidivism Risk Level
  - 102 (37%) were at “Low” risk to recidivate.
  - 97 (35%) were at “Medium” risk to recidivate.
  - 65 (24%) were at “High” risk to recidivate.
  - 9 (3%) did not have a recidivism risk level reported.

## ***District 5 (Gloucester P&P) – Recidivating Offenders***

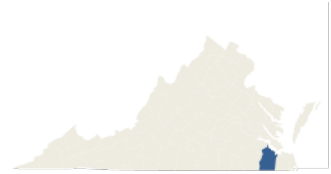
(includes the Counties of Gloucester, King and Queen, King William, Mathews, and Middlesex)



- 64 (23.4%) of the FY2015 community starters from Gloucester P&P were sentenced to a term of state responsible incarceration within three years of their community start date.
- Gender
  - 55 (86%) Male
  - 9 (14%) Female
- Criminal History
  - 25 (39%) had no history of state responsible terms of incarceration.
  - 21 (33%) had exactly one term of state responsible incarceration.
  - 9 (14%) had exactly two terms of state responsible incarceration.
  - 9 (14%) had at least three terms of state responsible incarceration.
- DOC Crime Type
  - 18 (28%) had a “Violent” most serious offense.
  - 29 (45%) had a “Property/Public Order” most serious offense.
  - 9 (14%) had a “Drug” most serious offense.
  - 8 (12%) did not have their offense information reported.
- Age on FY2015 Community Start Date
  - 20 (31%) were younger than age 30.
  - 31 (48%) were between ages 30 and 44.
  - 11 (17%) were between ages 45 and 54.
  - 2 (3%) was age 55 or older.
- Supervision Assignment Level
  - 8 (12%) had a “Low” supervision assignment level.
  - 38 (59%) had a “Medium” supervision assignment level.
  - 12 (19%) had an “Elevated” supervision assignment level.
  - 3 (5%) had a “High” supervision assignment level.
  - 3 (5%) did not have a supervision assignment level reported.
- Drug Test Results (Any Drugs)
  - 17 (27%) were not tested for any drugs.
  - 24 (37%) tested negative for all drugs or had results pending.
  - 23 (36%) tested positive for at least one drug.
- COMPAS Recidivism Risk Level
  - 14 (22%) were at “Low” risk to recidivate.
  - 29 (45%) were at “Medium” risk to recidivate.
  - 20 (31%) were at “High” risk to recidivate.
  - 1 (2%) did not have a recidivism risk level reported.

## District 6 (Suffolk P&P) – All Community Starters

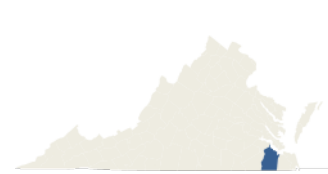
(includes the County of Isle of Wight and the City of Suffolk)



- 455 of the FY2015 community starters had Suffolk P&P as their primary supervision location.
- Gender
  - 366 (80%) Male
  - 89 (20%) Female
- Criminal History
  - 191 (42%) had no history of state responsible terms of incarceration.
  - 155 (34%) had exactly one term of state responsible incarceration.
  - 56 (12%) had exactly two terms of state responsible incarceration.
  - 53 (12%) had at least three terms of state responsible incarceration.
- DOC Crime Type
  - 110 (24%) had a “Violent” most serious offense.
  - 185 (41%) had a “Property/Public Order” most serious offense.
  - 77 (17%) had a “Drug” most serious offense.
  - 83 (18%) did not have their offense information reported.
- Age on FY2015 Community Start Date
  - 172 (38%) were younger than age 30.
  - 169 (37%) were between ages 30 and 44.
  - 78 (17%) were between ages 45 and 54.
  - 36 (8%) were age 55 or older.
- Supervision Assignment Level
  - 74 (16%) had a “Low” supervision assignment level.
  - 293 (64%) had a “Medium” supervision assignment level.
  - 43 (9%) had an “Elevated” supervision assignment level.
  - 1 (<1%) had a “High” supervision assignment level.
  - 44 (10%) did not have a supervision assignment level reported.
- Drug Test Results (Any Drugs)
  - 218 (48%) were not tested for any drugs.
  - 149 (33%) tested negative for all drugs or had results pending.
  - 88 (19%) tested positive for at least one drug.
- COMPAS Recidivism Risk Level
  - 136 (30%) were at “Low” risk to recidivate.
  - 152 (33%) were at “Medium” risk to recidivate.
  - 122 (27%) were at “High” risk to recidivate.
  - 45 (10%) did not have a recidivism risk level reported.

## ***District 6 (Suffolk P&P) – Recidivating Offenders***

(includes the County of Isle of Wight and the City of Suffolk)

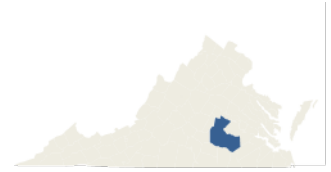


- 93 (20.4%) of the FY2015 community starters from Suffolk P&P were sentenced to a term of state responsible incarceration within three years of their community start date.
- Gender
  - 80 (86%) Male
  - 13 (14%) Female
- Criminal History
  - 27 (29%) had no history of state responsible terms of incarceration.
  - 27 (29%) had exactly one term of state responsible incarceration.
  - 15 (16%) had exactly two terms of state responsible incarceration.
  - 24 (26%) had at least three terms of state responsible incarceration.
- DOC Crime Type
  - 26 (28%) had a “Violent” most serious offense.
  - 49 (53%) had a “Property/Public Order” most serious offense.
  - 11 (12%) had a “Drug” most serious offense.
  - 7 (7%) did not have their offense information reported.
- Age on FY2015 Community Start Date
  - 41 (44%) were younger than age 30.
  - 33 (35%) were between ages 30 and 44.
  - 14 (15%) were between ages 45 and 54.
  - 5 (5%) were age 55 or older.
- Supervision Assignment Level
  - 7 (7%) had a “Low” supervision assignment level.
  - 68 (73%) had a “Medium” supervision assignment level.
  - 15 (16%) had an “Elevated” supervision assignment level.
  - 3 (3%) did not have a supervision assignment level reported.
- Drug Test Results (Any Drugs)
  - 28 (30%) were not tested for any drugs.
  - 36 (39%) tested negative for all drugs or had results pending.
  - 29 (31%) tested positive for at least one drug.
- COMPAS Recidivism Risk Level
  - 15 (16%) were at “Low” risk to recidivate.
  - 35 (38%) were at “Medium” risk to recidivate.
  - 40 (43%) were at “High” risk to recidivate.
  - 3 (3%) did not have a recidivism risk level reported.



## District 7 (Petersburg P&P) – All Community Starters

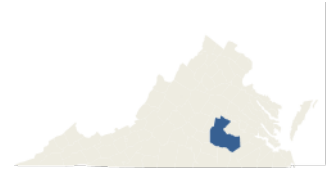
(includes the Counties of Amelia, Dinwiddie, Nottoway, and Powhatan, and the City of Petersburg)



- 588 of the FY2015 community starters had Petersburg P&P as their primary supervision location.
- Gender
  - 495 (84%) Male
  - 93 (16%) Female
- Criminal History
  - 238 (40%) had no history of state responsible terms of incarceration.
  - 164 (28%) had exactly one term of state responsible incarceration.
  - 100 (17%) had exactly two terms of state responsible incarceration.
  - 86 (15%) had at least three terms of state responsible incarceration.
- DOC Crime Type
  - 154 (26%) had a “Violent” most serious offense.
  - 256 (43%) had a “Property/Public Order” most serious offense.
  - 139 (24%) had a “Drug” most serious offense.
  - 39 (7%) did not have their offense information reported.
- Age on FY2015 Community Start Date
  - 253 (43%) were younger than age 30.
  - 201 (34%) were between ages 30 and 44.
  - 105 (18%) were between ages 45 and 54.
  - 29 (5%) were age 55 or older.
- Supervision Assignment Level
  - 67 (11%) had a “Low” supervision assignment level.
  - 458 (78%) had a “Medium” supervision assignment level.
  - 36 (6%) had an “Elevated” supervision assignment level.
  - 27 (5%) did not have a supervision assignment level reported.
- Drug Test Results (Any Drugs)
  - 265 (45%) were not tested for any drugs.
  - 189 (32%) tested negative for all drugs or had results pending.
  - 134 (23%) tested positive for at least one drug.
- COMPAS Recidivism Risk Level
  - 184 (31%) were at “Low” risk to recidivate.
  - 212 (36%) were at “Medium” risk to recidivate.
  - 151 (26%) were at “High” risk to recidivate.
  - 41 (7%) did not have a recidivism risk level reported.

## ***District 7 (Petersburg P&P) – Recidivating Offenders***

(includes the Counties of Amelia, Dinwiddie, Nottoway, and Powhatan, and the City of Petersburg)



- 111 (18.9%) of the FY2015 community starters from Petersburg P&P were sentenced to a term of state responsible incarceration within three years of their community start date.
- Gender
  - 103 (93%) Male
  - 8 (7%) Female
- Criminal History
  - 28 (25%) had no history of state responsible terms of incarceration.
  - 25 (22%) had exactly one term of state responsible incarceration.
  - 31 (28%) had exactly two terms of state responsible incarceration.
  - 27 (24%) had at least three terms of state responsible incarceration.
- DOC Crime Type
  - 29 (26%) had a “Violent” most serious offense.
  - 61 (55%) had a “Property/Public Order” most serious offense.
  - 18 (16%) had a “Drug” most serious offense.
  - 3 (3%) did not have their offense information reported.
- Age on FY2015 Community Start Date
  - 48 (43%) were younger than age 30.
  - 39 (35%) were between ages 30 and 44.
  - 21 (19%) were between ages 45 and 54.
  - 3 (3%) were age 55 or older.
- Supervision Assignment Level
  - 88 (79%) had a “Medium” supervision assignment level.
  - 16 (14%) had an “Elevated” supervision assignment level.
  - 7 (6%) did not have a supervision assignment level reported.
- Drug Test Results (Any Drugs)
  - 29 (26%) were not tested for any drugs.
  - 40 (36%) tested negative for all drugs or had results pending.
  - 42 (38%) tested positive for at least one drug.
- COMPAS Recidivism Risk Level
  - 20 (18%) were at “Low” risk to recidivate.
  - 43 (39%) were at “Medium” risk to recidivate.
  - 44 (40%) were at “High” risk to recidivate.
  - 4 (4%) did not have a recidivism risk level reported.

## District 8 (South Boston P&P) – All Community Starters

(includes the Counties of Halifax, Lunenburg, and Mecklenburg)



- 433 of the FY2015 community starters had South Boston P&P as their primary supervision location.
- Gender
  - 332 (77%) Male
  - 101 (23%) Female
- Criminal History
  - 221 (51%) had no history of state responsible terms of incarceration.
  - 137 (32%) had exactly one term of state responsible incarceration.
  - 44 (10%) had exactly two terms of state responsible incarceration.
  - 31 (7%) had at least three terms of state responsible incarceration.
- DOC Crime Type
  - 118 (27%) had a “Violent” most serious offense.
  - 155 (36%) had a “Property/Public Order” most serious offense.
  - 88 (20%) had a “Drug” most serious offense.
  - 72 (17%) did not have their offense information reported.
- Age on FY2015 Community Start Date
  - 170 (39%) were younger than age 30.
  - 150 (35%) were between ages 30 and 44.
  - 71 (16%) were between ages 45 and 54.
  - 42 (10%) were age 55 or older.
- Supervision Assignment Level
  - 155 (36%) had a “Low” supervision assignment level.
  - 246 (57%) had a “Medium” supervision assignment level.
  - 22 (5%) had an “Elevated” supervision assignment level.
  - 1 (<1%) had a “High” supervision assignment level.
  - 9 (2%) did not have a supervision assignment level reported.
- Drug Test Results (Any Drugs)
  - 249 (57%) were not tested for any drugs.
  - 123 (28%) tested negative for all drugs or had results pending.
  - 61 (14%) tested positive for at least one drug.
- COMPAS Recidivism Risk Level
  - 201 (46%) were at “Low” risk to recidivate.
  - 135 (31%) were at “Medium” risk to recidivate.
  - 78 (18%) were at “High” risk to recidivate.
  - 19 (4%) did not have a recidivism risk level reported.

## ***District 8 (South Boston P&P) – Recidivating Offenders***

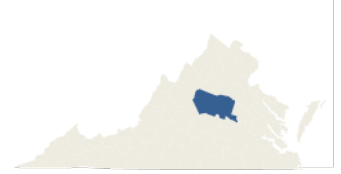
(includes the Counties of Halifax, Lunenburg, and Mecklenburg)



- 81 (18.7%) of the FY2015 community starters from South Boston P&P were sentenced to a term of state responsible incarceration within three years of their community start date.
- Gender
  - 68 (84%) Male
  - 13 (16%) Female
- Criminal History
  - 24 (30%) had no history of state responsible terms of incarceration.
  - 31 (38%) had exactly one term of state responsible incarceration.
  - 13 (16%) had exactly two terms of state responsible incarceration.
  - 13 (16%) had at least three terms of state responsible incarceration.
- DOC Crime Type
  - 26 (32%) had a “Violent” most serious offense.
  - 38 (47%) had a “Property/Public Order” most serious offense.
  - 12 (15%) had a “Drug” most serious offense.
  - 5 (6%) did not have their offense information reported.
- Age on FY2015 Community Start Date
  - 31 (38%) were younger than age 30.
  - 31 (38%) were between ages 30 and 44.
  - 13 (16%) were between ages 45 and 54.
  - 6 (7%) were age 55 or older.
- Supervision Assignment Level
  - 13 (16%) had a “Low” supervision assignment level.
  - 60 (74%) had a “Medium” supervision assignment level.
  - 5 (6%) had an “Elevated” supervision assignment level.
  - 1 (1%) had a “High” supervision assignment level.
  - 2 (2%) did not have a supervision assignment level reported.
- Drug Test Results (Any Drugs)
  - 37 (46%) were not tested for any drugs.
  - 29 (36%) tested negative for all drugs or had results pending.
  - 15 (18%) tested positive for at least one drug.
- COMPAS Recidivism Risk Level
  - 26 (32%) were at “Low” risk to recidivate.
  - 28 (35%) were at “Medium” risk to recidivate.
  - 26 (32%) were at “High” risk to recidivate.
  - 1 (1%) did not have a recidivism risk level reported.

## District 9 (Charlottesville P&P) – All Community Starters

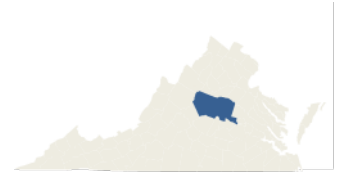
(includes the Counties of Albemarle, Fluvanna, Goochland, and Louisa, and the City of Charlottesville)



- 507 of the FY2015 community starters had Charlottesville P&P as their primary supervision location.
- Gender
  - 412 (81%) Male
  - 95 (19%) Female
- Criminal History
  - 214 (42%) had no history of state responsible terms of incarceration.
  - 146 (29%) had exactly one term of state responsible incarceration.
  - 78 (15%) had exactly two terms of state responsible incarceration.
  - 69 (14%) had at least three terms of state responsible incarceration.
- DOC Crime Type
  - 116 (23%) had a “Violent” most serious offense.
  - 224 (44%) had a “Property/Public Order” most serious offense.
  - 100 (20%) had a “Drug” most serious offense.
  - 67 (13%) did not have their offense information reported.
- Age on FY2015 Community Start Date
  - 203 (40%) were younger than age 30.
  - 183 (36%) were between ages 30 and 44.
  - 81 (16%) were between ages 45 and 54.
  - 40 (8%) were age 55 or older.
- Supervision Assignment Level
  - 52 (10%) had a “Low” supervision assignment level.
  - 387 (76%) had a “Medium” supervision assignment level.
  - 39 (8%) had an “Elevated” supervision assignment level.
  - 20 (4%) had a “High” supervision assignment level.
  - 9 (2%) did not have a supervision assignment level reported.
- Drug Test Results (Any Drugs)
  - 233 (46%) were not tested for any drugs.
  - 153 (30%) tested negative for all drugs or had results pending.
  - 121 (24%) tested positive for at least one drug.
- COMPAS Recidivism Risk Level
  - 170 (33%) were at “Low” risk to recidivate.
  - 155 (31%) were at “Medium” risk to recidivate.
  - 140 (28%) were at “High” risk to recidivate.
  - 42 (8%) did not have a recidivism risk level reported.

## ***District 9 (Charlottesville P&P) – Recidivating Offenders***

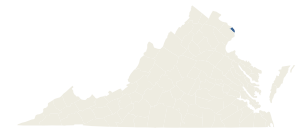
(includes the Counties of Albemarle, Fluvanna, Goochland, and Louisa, and the City of Charlottesville)



- 124 (24.5%) of the FY2015 community starters from Charlottesville P&P were sentenced to a term of state responsible incarceration within three years of their community start date.
- Gender
  - 116 (93%) Male
  - 8 (6%) Female
- Criminal History
  - 36 (29%) had no history of state responsible terms of incarceration.
  - 38 (31%) had exactly one term of state responsible incarceration.
  - 21 (17%) had exactly two terms of state responsible incarceration.
  - 29 (23%) had at least three terms of state responsible incarceration.
- DOC Crime Type
  - 35 (28%) had a “Violent” most serious offense.
  - 61 (49%) had a “Property/Public Order” most serious offense.
  - 18 (14%) had a “Drug” most serious offense.
  - 10 (8%) did not have their offense information reported.
- Age on FY2015 Community Start Date
  - 58 (47%) were younger than age 30.
  - 43 (35%) were between ages 30 and 44.
  - 16 (13%) were between ages 45 and 54.
  - 7 (6%) were age 55 or older.
- Supervision Assignment Level
  - 6 (5%) had a “Low” supervision assignment level.
  - 91 (73%) had a “Medium” supervision assignment level.
  - 19 (15%) had an “Elevated” supervision assignment level.
  - 8 (6%) had a “High” supervision assignment level.
- Drug Test Results (Any Drugs)
  - 39 (31%) were not tested for any drugs.
  - 40 (32%) tested negative for all drugs or had results pending.
  - 45 (36%) tested positive for at least one drug.
- COMPAS Recidivism Risk Level
  - 26 (21%) were at “Low” risk to recidivate.
  - 39 (31%) were at “Medium” risk to recidivate.
  - 55 (44%) were at “High” risk to recidivate.
  - 4 (3%) did not have a recidivism risk level reported.

## District 10 (Arlington P&P) – All Community Starters

(includes the County of Arlington and the City of Falls Church)



- 481 of the FY2015 community starters had Arlington P&P as their primary supervision location.
- Gender
  - 375 (78%) Male
  - 106 (22%) Female
- Criminal History
  - 290 (60%) had no history of state responsible terms of incarceration.
  - 114 (24%) had exactly one term of state responsible incarceration.
  - 41 (8%) had exactly two terms of state responsible incarceration.
  - 36 (7%) had at least three terms of state responsible incarceration.
- DOC Crime Type
  - 59 (12%) had a “Violent” most serious offense.
  - 289 (60%) had a “Property/Public Order” most serious offense.
  - 88 (18%) had a “Drug” most serious offense.
  - 45 (9%) did not have their offense information reported.
- Age on FY2015 Community Start Date
  - 186 (39%) were younger than age 30.
  - 165 (34%) were between ages 30 and 44.
  - 104 (22%) were between ages 45 and 54.
  - 26 (5%) were age 55 or older.
- Supervision Assignment Level
  - 76 (16%) had a “Low” supervision assignment level.
  - 280 (58%) had a “Medium” supervision assignment level.
  - 16 (3%) had an “Elevated” supervision assignment level.
  - 10 (2%) had a “High” supervision assignment level.
  - 99 (21%) did not have a supervision assignment level reported.
- Drug Test Results (Any Drugs)
  - 280 (58%) were not tested for any drugs.
  - 120 (25%) tested negative for all drugs or had results pending.
  - 81 (17%) tested positive for at least one drug.
- COMPAS Recidivism Risk Level
  - 94 (19%) were at “Low” risk to recidivate.
  - 84 (17%) were at “Medium” risk to recidivate.
  - 90 (19%) were at “High” risk to recidivate.
  - 213 (44%) did not have a recidivism risk level reported.

## **District 10 (Arlington P&P) – Recidivating Offenders**

(includes the County of Arlington and the City of Falls Church)

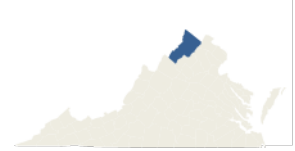


- 112 (23.3%) of the FY2015 community starters from Arlington P&P were sentenced to a term of state responsible incarceration within three years of their community start date.
- Gender
  - 99 (88%) Male
  - 13 (12%) Female
- Criminal History
  - 65 (58%) had no history of state responsible terms of incarceration.
  - 18 (16%) had exactly one term of state responsible incarceration.
  - 15 (13%) had exactly two terms of state responsible incarceration.
  - 14 (12%) had at least three terms of state responsible incarceration.
- DOC Crime Type
  - 13 (12%) had a “Violent” most serious offense.
  - 73 (65%) had a “Property/Public Order” most serious offense.
  - 20 (18%) had a “Drug” most serious offense.
  - 6 (5%) did not have their offense information reported.
- Age on FY2015 Community Start Date
  - 43 (38%) were younger than age 30.
  - 43 (38%) were between ages 30 and 44.
  - 21 (19%) were between ages 45 and 54.
  - 5 (4%) were age 55 or older.
- Supervision Assignment Level
  - 13 (12%) had a “Low” supervision assignment level.
  - 72 (64%) had a “Medium” supervision assignment level.
  - 6 (5%) had an “Elevated” supervision assignment level.
  - 6 (5%) had a “Medium” supervision assignment level.
  - 15 (13%) did not have a supervision assignment level reported.
- Drug Test Results (Any Drugs)
  - 60 (54%) were not tested for any drugs.
  - 27 (24%) tested negative for all drugs or had results pending.
  - 25 (22%) tested positive for at least one drug.
- COMPAS Recidivism Risk Level
  - 16 (14%) were at “Low” risk to recidivate.
  - 23 (20%) were at “Medium” risk to recidivate.
  - 44 (39%) were at “High” risk to recidivate.
  - 29 (26%) did not have a recidivism risk level reported.



## District 11 (Winchester P&P) – All Community Starters

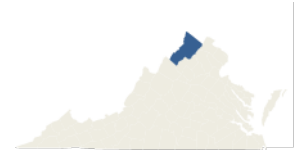
(includes the Counties of Clarke, Frederick, Shenandoah, and Warren, and the City of Winchester)



- 857 of the FY2015 community starters had Winchester P&P as their primary supervision location.
- Gender
  - 618 (72%) Male
  - 239 (28%) Female
- Criminal History
  - 516 (60%) had no history of state responsible terms of incarceration.
  - 201 (23%) had exactly one term of state responsible incarceration.
  - 78 (9%) had exactly two terms of state responsible incarceration.
  - 62 (7%) had at least three terms of state responsible incarceration.
- DOC Crime Type
  - 119 (14%) had a “Violent” most serious offense.
  - 383 (45%) had a “Property/Public Order” most serious offense.
  - 209 (24%) had a “Drug” most serious offense.
  - 146 (17%) did not have their offense information reported.
- Age on FY2015 Community Start Date
  - 372 (43%) were younger than age 30.
  - 333 (39%) were between ages 30 and 44.
  - 112 (13%) were between ages 45 and 54.
  - 40 (5%) were age 55 or older.
- Supervision Assignment Level
  - 130 (15%) had a “Low” supervision assignment level.
  - 587 (68%) had a “Medium” supervision assignment level.
  - 52 (6%) had an “Elevated” supervision assignment level.
  - 38 (4%) had a “High” supervision assignment level.
  - 50 (6%) did not have a supervision assignment level reported.
- Drug Test Results (Any Drugs)
  - 392 (46%) were not tested for any drugs.
  - 243 (28%) tested negative for all drugs or had results pending.
  - 222 (26%) tested positive for at least one drug.
- COMPAS Recidivism Risk Level
  - 227 (26%) were at “Low” risk to recidivate.
  - 283 (33%) were at “Medium” risk to recidivate.
  - 266 (31%) were at “High” risk to recidivate.
  - 81 (9%) did not have a recidivism risk level reported.

## ***District 11 (Winchester P&P) – Recidivating Offenders***

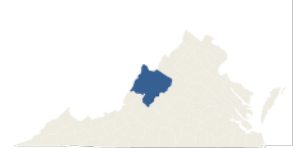
(includes the Counties of Clarke, Frederick, Shenandoah, and Warren, and the City of Winchester)



- 220 (25.7%) of the FY2015 community starters from Winchester P&P were sentenced to a term of state responsible incarceration within three years of their community start date.
- Gender
  - 178 (81%) Male
  - 42 (19%) Female
- Criminal History
  - 101 (46%) had no history of state responsible terms of incarceration.
  - 69 (31%) had exactly one term of state responsible incarceration.
  - 27 (12%) had exactly two terms of state responsible incarceration.
  - 23 (10%) had at least three terms of state responsible incarceration.
- DOC Crime Type
  - 37 (17%) had a “Violent” most serious offense.
  - 115 (52%) had a “Property/Public Order” most serious offense.
  - 54 (24%) had a “Drug” most serious offense.
  - 14 (6%) did not have their offense information reported.
- Age on FY2015 Community Start Date
  - 104 (47%) were younger than age 30.
  - 93 (42%) were between ages 30 and 44.
  - 23 (10%) were between ages 45 and 54.
- Supervision Assignment Level
  - 4 (2%) had a “Low” supervision assignment level.
  - 167 (76%) had a “Medium” supervision assignment level.
  - 20 (9%) had an “Elevated” supervision assignment level.
  - 24 (11%) had a “High” supervision assignment level.
  - 5 (2%) did not have a supervision assignment level reported.
- Drug Test Results (Any Drugs)
  - 62 (28%) were not tested for any drugs.
  - 77 (35%) tested negative for all drugs or had results pending.
  - 81 (37%) tested positive for at least one drug.
- COMPAS Recidivism Risk Level
  - 25 (11%) were at “Low” risk to recidivate.
  - 76 (34%) were at “Medium” risk to recidivate.
  - 113 (51%) were at “High” risk to recidivate.
  - 6 (3%) did not have a recidivism risk level reported.

## District 12 (Staunton P&P) – All Community Starters

(included the Counties of Augusta, Bath, Highland, and Rockbridge, and the Cities of Buena Vista, Lexington, Staunton, and Waynesboro)<sup>13</sup>

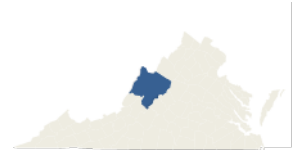


- 592 of the FY2015 community starters had Staunton P&P as their primary supervision location.
- Gender
  - 413 (70%) Male
  - 179 (30%) Female
- Criminal History
  - 305 (51%) had no history of state responsible terms of incarceration.
  - 165 (28%) had exactly one term of state responsible incarceration.
  - 68 (11%) had exactly two terms of state responsible incarceration.
  - 54 (9%) had at least three terms of state responsible incarceration.
- DOC Crime Type
  - 84 (14%) had a “Violent” most serious offense.
  - 230 (39%) had a “Property/Public Order” most serious offense.
  - 92 (15%) had a “Drug” most serious offense.
  - 186 (31%) did not have their offense information reported.
- Age on FY2015 Community Start Date
  - 209 (35%) were younger than age 30.
  - 271 (46%) were between ages 30 and 44.
  - 84 (14%) were between ages 45 and 54.
  - 28 (5%) were age 55 or older.
- Supervision Assignment Level
  - 68 (11%) had a “Low” supervision assignment level.
  - 439 (74%) had a “Medium” supervision assignment level.
  - 47 (8%) had an “Elevated” supervision assignment level.
  - 16 (3%) had a “High” supervision assignment level.
  - 22 (4%) did not have a supervision assignment level reported.
- Drug Test Results (Any Drugs)
  - 350 (59%) were not tested for any drugs.
  - 140 (24%) tested negative for all drugs or had results pending.
  - 102 (17%) tested positive for at least one drug.
- COMPAS Recidivism Risk Level
  - 232 (39%) were at “Low” risk to recidivate.
  - 175 (30%) were at “Medium” risk to recidivate.
  - 154 (26%) were at “High” risk to recidivate.
  - 31 (5%) did not have a recidivism risk level reported.

<sup>13</sup> On March 1, 2018, district boundaries were moved so that Rockbridge County, Buena Vista, and Lexington transferred from District 12 (Staunton P&P) to District 40 (Fincastle P&P).

## ***District 12 (Staunton P&P) – Recidivating Offenders***

(includes the Counties of Augusta, Bath, Highland, and Rockbridge, and the Cities of Buena Vista, Lexington, Staunton, and Waynesboro)<sup>14</sup>



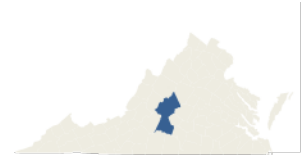
- 156 (26.4%) of the FY2015 community starters from Staunton P&P were sentenced to a term of state responsible incarceration within three years of their community start date.
- Gender
  - 119 (76%) Male
  - 37 (24%) Female
- Criminal History
  - 56 (36%) had no history of state responsible terms of incarceration.
  - 43 (28%) had exactly one term of state responsible incarceration.
  - 25 (16%) had exactly two terms of state responsible incarceration.
  - 32 (20%) had at least three terms of state responsible incarceration.
- DOC Crime Type
  - 25 (16%) had a “Violent” most serious offense.
  - 78 (50%) had a “Property/Public Order” most serious offense.
  - 21 (13%) had a “Drug” most serious offense.
  - 32 (20%) did not have their offense information reported.
- Age on FY2015 Community Start Date
  - 61 (39%) were younger than age 30.
  - 74 (47%) were between ages 30 and 44.
  - 18 (11%) were between ages 45 and 54.
  - 3 (2%) were age 55 or older.
- Supervision Assignment Level
  - 117 (75%) had a “Medium” supervision assignment level.
  - 25 (16%) had an “Elevated” supervision assignment level.
  - 11 (7%) had a “High” supervision assignment level.
  - 3 (2%) did not have a supervision assignment level reported.
- Drug Test Results (Any Drugs)
  - 66 (42%) were not tested for any drugs.
  - 42 (27%) tested negative for all drugs or had results pending.
  - 48 (31%) tested positive for at least one drug.
- COMPAS Recidivism Risk Level
  - 34 (22%) were at “Low” risk to recidivate.
  - 46 (29%) were at “Medium” risk to recidivate.
  - 70 (45%) were at “High” risk to recidivate.
  - 6 (4%) did not have a recidivism risk level reported.

---

<sup>14</sup> On March 1, 2018, district boundaries were moved so that Rockbridge County, Buena Vista, and Lexington transferred from District 12 (Staunton P&P) to District 40 (Fincastle P&P).

## District 13 (Lynchburg P&P) – All Community Starters

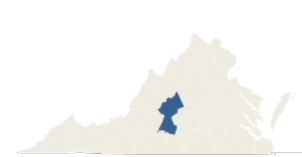
(includes the Counties of Amherst, Campbell, and Nelson, and the City of Lynchburg)



- 703 of the FY2015 community starters had Lynchburg P&P as their primary supervision location.
- Gender
  - 546 (78%) Male
  - 157 (22%) Female
- Criminal History
  - 346 (49%) had no history of state responsible terms of incarceration.
  - 179 (25%) had exactly one term of state responsible incarceration.
  - 102 (14%) had exactly two terms of state responsible incarceration.
  - 76 (11%) had at least three terms of state responsible incarceration.
- DOC Crime Type
  - 135 (19%) had a “Violent” most serious offense.
  - 225 (32%) had a “Property/Public Order” most serious offense.
  - 146 (21%) had a “Drug” most serious offense.
  - 197 (28%) did not have their offense information reported.
- Age on FY2015 Community Start Date
  - 262 (37%) were younger than age 30.
  - 275 (39%) were between ages 30 and 44.
  - 115 (16%) were between ages 45 and 54.
  - 51 (7%) were age 55 or older.
- Supervision Assignment Level
  - 132 (19%) had a “Low” supervision assignment level.
  - 469 (67%) had a “Medium” supervision assignment level.
  - 52 (7%) had an “Elevated” supervision assignment level.
  - 36 (5%) had a “High” supervision assignment level.
  - 14 (2%) did not have a supervision assignment level reported.
- Drug Test Results (Any Drugs)
  - 343 (49%) were not tested for any drugs.
  - 214 (30%) tested negative for all drugs or had results pending.
  - 146 (21%) tested positive for at least one drug.
- COMPAS Recidivism Risk Level
  - 200 (28%) were at “Low” risk to recidivate.
  - 206 (29%) were at “Medium” risk to recidivate.
  - 271 (38%) were at “High” risk to recidivate.
  - 26 (4%) did not have a recidivism risk level reported.

## District 13 (Lynchburg P&P) – Recidivating Offenders

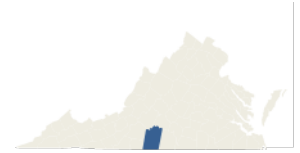
(includes the Counties of Amherst, Campbell, and Nelson, and the City of Lynchburg)



- 133 (18.9%) of the FY2015 community starters from Lynchburg P&P were sentenced to a term of state responsible incarceration within three years of their community start date.
- Gender
  - 118 (89%) Male
  - 15 (11%) Female
- Criminal History
  - 34 (26%) had no history of state responsible terms of incarceration.
  - 43 (32%) had exactly one term of state responsible incarceration.
  - 29 (22%) had exactly two terms of state responsible incarceration.
  - 27 (20%) had at least three terms of state responsible incarceration.
- DOC Crime Type
  - 30 (23%) had a “Violent” most serious offense.
  - 59 (44%) had a “Property/Public Order” most serious offense.
  - 28 (21%) had a “Drug” most serious offense.
  - 16 (12%) did not have their offense information reported.
- Age on FY2015 Community Start Date
  - 58 (44%) were younger than age 30.
  - 50 (38%) were between ages 30 and 44.
  - 19 (14%) were between ages 45 and 54.
  - 6 (4%) were age 55 or older.
- Supervision Assignment Level
  - 5 (4%) had a “Low” supervision assignment level.
  - 90 (68%) had a “Medium” supervision assignment level.
  - 19 (14%) had an “Elevated” supervision assignment level.
  - 18 (13%) had a “High” supervision assignment level.
  - 1 (1%) did not have a supervision assignment level reported.
- Drug Test Results (Any Drugs)
  - 50 (38%) were not tested for any drugs.
  - 36 (27%) tested negative for all drugs or had results pending.
  - 47 (35%) tested positive for at least one drug.
- COMPAS Recidivism Risk Level
  - 18 (13%) were at “Low” risk to recidivate.
  - 27 (20%) were at “Medium” risk to recidivate.
  - 84 (63%) were at “High” risk to recidivate.
  - 4 (3%) did not have a recidivism risk level reported.

## District 14 (Danville P&P) – All Community Starters

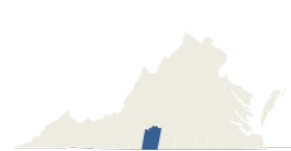
(includes the County of Pittsylvania and the City of Danville)



- 627 of the FY2015 community starters had Danville P&P as their primary supervision location.
- Gender
  - 480 (77%) Male
  - 147 (23%) Female
- Criminal History
  - 314 (50%) had no history of state responsible terms of incarceration.
  - 171 (27%) had exactly one term of state responsible incarceration.
  - 86 (14%) had exactly two terms of state responsible incarceration.
  - 56 (9%) had at least three terms of state responsible incarceration.
- DOC Crime Type
  - 121 (19%) had a “Violent” most serious offense.
  - 247 (39%) had a “Property/Public Order” most serious offense.
  - 108 (17%) had a “Drug” most serious offense.
  - 151 (24%) did not have their offense information reported.
- Age on FY2015 Community Start Date
  - 227 (36%) were younger than age 30.
  - 236 (38%) were between ages 30 and 44.
  - 113 (18%) were between ages 45 and 54.
  - 51 (8%) were age 55 or older.
- Supervision Assignment Level
  - 94 (15%) had a “Low” supervision assignment level.
  - 466 (74%) had a “Medium” supervision assignment level.
  - 32 (5%) had an “Elevated” supervision assignment level.
  - 8 (1%) had a “High” supervision assignment level.
  - 27 (4%) did not have a supervision assignment level reported.
- Drug Test Results (Any Drugs)
  - 323 (51%) were not tested for any drugs.
  - 172 (27%) tested negative for all drugs or had results pending.
  - 132 (21%) tested positive for at least one drug.
- COMPAS Recidivism Risk Level
  - 252 (40%) were at “Low” risk to recidivate.
  - 206 (33%) were at “Medium” risk to recidivate.
  - 135 (21%) were at “High” risk to recidivate.
  - 34 (5%) did not have a recidivism risk level reported.

## District 14 (Danville P&P) – Recidivating Offenders

(includes the County of Pittsylvania and the City of Danville)

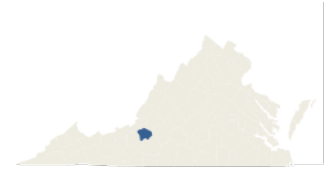


- 143 (22.8%) of the FY2015 community starters from Danville P&P were sentenced to a term of state responsible incarceration within three years of their community start date.
- Gender
  - 115 (80%) Male
  - 28 (20%) Female
- Criminal History
  - 46 (32%) had no history of state responsible terms of incarceration.
  - 42 (29%) had exactly one term of state responsible incarceration.
  - 34 (24%) had exactly two terms of state responsible incarceration.
  - 21 (15%) had at least three terms of state responsible incarceration.
- DOC Crime Type
  - 30 (21%) had a “Violent” most serious offense.
  - 70 (49%) had a “Property/Public Order” most serious offense.
  - 23 (16%) had a “Drug” most serious offense.
  - 20 (14%) did not have their offense information reported.
- Age on FY2015 Community Start Date
  - 53 (37%) were younger than age 30.
  - 57 (40%) were between ages 30 and 44.
  - 28 (20%) were between ages 45 and 54.
  - 5 (3%) were age 55 or older.
- Supervision Assignment Level
  - 4 (3%) had a “Low” supervision assignment level.
  - 126 (88%) had a “Medium” supervision assignment level.
  - 8 (6%) had an “Elevated” supervision assignment level.
  - 2 (1%) had a “High” supervision assignment level.
  - 3 (2%) did not have a supervision assignment level reported.
- Drug Test Results (Any Drugs)
  - 49 (34%) were not tested for any drugs.
  - 38 (27%) tested negative for all drugs or had results pending.
  - 56 (39%) tested positive for at least one drug.
- COMPAS Recidivism Risk Level
  - 44 (31%) were at “Low” risk to recidivate.
  - 44 (31%) were at “Medium” risk to recidivate.
  - 52 (36%) were at “High” risk to recidivate.
  - 3 (2%) did not have a recidivism risk level reported.



## District 15 (Roanoke P&P) – All Community Starters

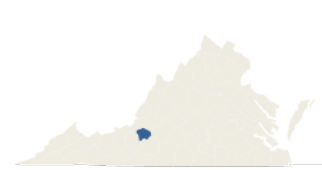
(includes the County of Roanoke and the Cities of Roanoke and Salem)



- 1,023 of the FY2015 community starters had Roanoke P&P as their primary supervision location.
- Gender
  - 762 (74%) Male
  - 261 (25%) Female
- Criminal History
  - 512 (50%) had no history of state responsible terms of incarceration.
  - 275 (27%) had exactly one term of state responsible incarceration.
  - 138 (13%) had exactly two terms of state responsible incarceration.
  - 98 (10%) had at least three terms of state responsible incarceration.
- DOC Crime Type
  - 211 (21%) had a “Violent” most serious offense.
  - 443 (43%) had a “Property/Public Order” most serious offense.
  - 245 (24%) had a “Drug” most serious offense.
  - 124 (12%) did not have their offense information reported.
- Age on FY2015 Community Start Date
  - 407 (40%) were younger than age 30.
  - 392 (38%) were between ages 30 and 44.
  - 158 (15%) were between ages 45 and 54.
  - 66 (6%) were age 55 or older.
- Supervision Assignment Level
  - 117 (11%) had a “Low” supervision assignment level.
  - 679 (66%) had a “Medium” supervision assignment level.
  - 141 (14%) had an “Elevated” supervision assignment level.
  - 65 (6%) had a “High” supervision assignment level.
  - 21 (2%) did not have a supervision assignment level reported.
- Drug Test Results (Any Drugs)
  - 534 (52%) were not tested for any drugs.
  - 247 (24%) tested negative for all drugs or had results pending.
  - 242 (24%) tested positive for at least one drug.
- COMPAS Recidivism Risk Level
  - 234 (23%) were at “Low” risk to recidivate.
  - 321 (31%) were at “Medium” risk to recidivate.
  - 403 (39%) were at “High” risk to recidivate.
  - 65 (6%) did not have a recidivism risk level reported.

## District 15 (Roanoke P&P) – Recidivating Offenders

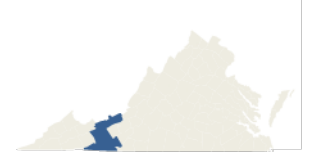
(includes the County of Roanoke and the Cities of Roanoke and Salem)



- 194 (19.0%) of the FY2015 community starters from Roanoke P&P were sentenced to a term of state responsible incarceration within three years of their community start date.
- Gender
  - 160 (82%) Male
  - 34 (17%) Female
- Criminal History
  - 65 (33%) had no history of state responsible terms of incarceration.
  - 49 (25%) had exactly one term of state responsible incarceration.
  - 45 (23%) had exactly two terms of state responsible incarceration.
  - 35 (18%) had at least three terms of state responsible incarceration.
- DOC Crime Type
  - 36 (19%) had a “Violent” most serious offense.
  - 119 (61%) had a “Property/Public Order” most serious offense.
  - 34 (17%) had a “Drug” most serious offense.
  - 5 (3%) did not have their offense information reported.
- Age on FY2015 Community Start Date
  - 76 (39%) were younger than age 30.
  - 85 (44%) were between ages 30 and 44.
  - 27 (14%) were between ages 45 and 54.
  - 6 (3%) were age 55 or older.
- Supervision Assignment Level
  - 130 (67%) had a “Medium” supervision assignment level.
  - 35 (18%) had an “Elevated” supervision assignment level.
  - 25 (13%) had a “High” supervision assignment level.
  - 4 (2%) did not have a supervision assignment level reported.
- Drug Test Results (Any Drugs)
  - 65 (33%) were not tested for any drugs.
  - 55 (28%) tested negative for all drugs or had results pending.
  - 74 (38%) tested positive for at least one drug.
- COMPAS Recidivism Risk Level
  - 23 (12%) were at “Low” risk to recidivate.
  - 52 (27%) were at “Medium” risk to recidivate.
  - 117 (60%) were at “High” risk to recidivate.
  - 2 (1%) did not have a recidivism risk level reported.

## District 16 (Wytheville P&P) – All Community Starters

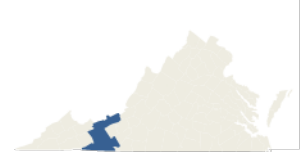
(includes the Counties of Bland, Carroll, Giles, Grayson, and Wythe, and the City of Galax)



- 590 of the FY2015 community starters had Wytheville P&P as their primary supervision location.
- Gender
  - 416 (70%) Male
  - 174 (29%) Female
- Criminal History
  - 332 (56%) had no history of state responsible terms of incarceration.
  - 155 (26%) had exactly one term of state responsible incarceration.
  - 60 (10%) had exactly two terms of state responsible incarceration.
  - 43 (7%) had at least three terms of state responsible incarceration.
- DOC Crime Type
  - 89 (15%) had a “Violent” most serious offense.
  - 213 (36%) had a “Property/Public Order” most serious offense.
  - 121 (20%) had a “Drug” most serious offense.
  - 167 (28%) did not have their offense information reported.
- Age on FY2015 Community Start Date
  - 198 (34%) were younger than age 30.
  - 258 (44%) were between ages 30 and 44.
  - 96 (16%) were between ages 45 and 54.
  - 38 (6%) were age 55 or older.
- Supervision Assignment Level
  - 19 (3%) had a “Low” supervision assignment level.
  - 506 (86%) had a “Medium” supervision assignment level.
  - 33 (6%) had an “Elevated” supervision assignment level.
  - 1 (<1%) had a “High” supervision assignment level.
  - 31 (5%) did not have a supervision assignment level reported.
- Drug Test Results (Any Drugs)
  - 323 (55%) were not tested for any drugs.
  - 129 (22%) tested negative for all drugs or had results pending.
  - 138 (23%) tested positive for at least one drug.
- COMPAS Recidivism Risk Level
  - 245 (41%) were at “Low” risk to recidivate.
  - 168 (28%) were at “Medium” risk to recidivate.
  - 100 (17%) were at “High” risk to recidivate.
  - 77 (13%) did not have a recidivism risk level reported.

## District 16 (Wytheville P&P) – Recidivating Offenders

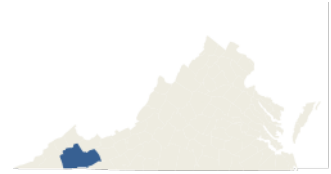
(includes the Counties of Bland, Carroll, Giles, Grayson, and Wythe, and the City of Galax)



- 152 (25.8%) of the FY2015 community starters from Wytheville P&P were sentenced to a term of state responsible incarceration within three years of their community start date.
- Gender
  - 127 (84%) Male
  - 25 (16%) Female
- Criminal History
  - 65 (43%) had no history of state responsible terms of incarceration.
  - 47 (31%) had exactly one term of state responsible incarceration.
  - 25 (16%) had exactly two terms of state responsible incarceration.
  - 15 (10%) had at least three terms of state responsible incarceration.
- DOC Crime Type
  - 26 (17%) had a “Violent” most serious offense.
  - 70 (46%) had a “Property/Public Order” most serious offense.
  - 31 (20%) had a “Drug” most serious offense.
  - 25 (16%) did not have their offense information reported.
- Age on FY2015 Community Start Date
  - 59 (39%) were younger than age 30.
  - 72 (47%) were between ages 30 and 44.
  - 16 (10%) were between ages 45 and 54.
  - 5 (3%) were age 55 or older.
- Supervision Assignment Level
  - 1 (1%) had a “Low” supervision assignment level.
  - 138 (91%) had a “Medium” supervision assignment level.
  - 7 (5%) had an “Elevated” supervision assignment level.
  - 6 (4%) did not have a supervision assignment level reported.
- Drug Test Results (Any Drugs)
  - 62 (41%) were not tested for any drugs.
  - 35 (23%) tested negative for all drugs or had results pending.
  - 55 (36%) tested positive for at least one drug.
- COMPAS Recidivism Risk Level
  - 43 (28%) were at “Low” risk to recidivate.
  - 53 (35%) were at “Medium” risk to recidivate.
  - 42 (28%) were at “High” risk to recidivate.
  - 14 (9%) did not have a recidivism risk level reported.

## District 17 (Abingdon P&P) – All Community Starters

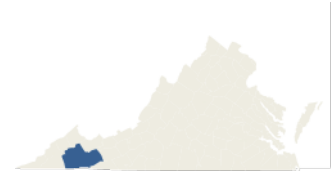
(includes the Counties of Russell, Smyth, and Washington, and the City of Bristol)



- 972 of the FY2015 community starters had Abingdon P&P as their primary supervision location.
- Gender
  - 635 (65%) Male
  - 337 (35%) Female
- Criminal History
  - 570 (59%) had no history of state responsible terms of incarceration.
  - 243 (25%) had exactly one term of state responsible incarceration.
  - 102 (10%) had exactly two terms of state responsible incarceration.
  - 57 (6%) had at least three terms of state responsible incarceration.
- DOC Crime Type
  - 144 (15%) had a “Violent” most serious offense.
  - 409 (42%) had a “Property/Public Order” most serious offense.
  - 230 (24%) had a “Drug” most serious offense.
  - 189 (19%) did not have their offense information reported.
- Age on FY2015 Community Start Date
  - 323 (33%) were younger than age 30.
  - 474 (49%) were between ages 30 and 44.
  - 123 (13%) were between ages 45 and 54.
  - 52 (5%) were age 55 or older.
- Supervision Assignment Level
  - 179 (18%) had a “Low” supervision assignment level.
  - 642 (66%) had a “Medium” supervision assignment level.
  - 44 (4%) had an “Elevated” supervision assignment level.
  - 9 (1%) had a “High” supervision assignment level.
  - 98 (10%) did not have a supervision assignment level reported.
- Drug Test Results (Any Drugs)
  - 556 (57%) were not tested for any drugs.
  - 251 (26%) tested negative for all drugs or had results pending.
  - 165 (17%) tested positive for at least one drug.
- COMPAS Recidivism Risk Level
  - 416 (43%) were at “Low” risk to recidivate.
  - 253 (26%) were at “Medium” risk to recidivate.
  - 165 (17%) were at “High” risk to recidivate.
  - 138 (14%) did not have a recidivism risk level reported.

## ***District 17 (Abingdon P&P) – Recidivating Offenders***

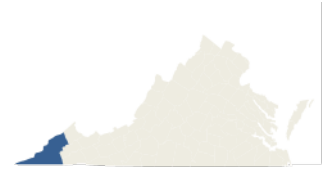
(includes the Counties of Russell, Smyth, and Washington, and the City of Bristol)



- 223 (22.9%) of the FY2015 community starters from Abingdon P&P were sentenced to a term of state responsible incarceration within three years of their community start date.
- Gender
  - 157 (70%) Male
  - 66 (30%) Female
- Criminal History
  - 90 (40%) had no history of state responsible terms of incarceration.
  - 69 (31%) had exactly one term of state responsible incarceration.
  - 37 (17%) had exactly two terms of state responsible incarceration.
  - 27 (12%) had at least three terms of state responsible incarceration.
- DOC Crime Type
  - 42 (19%) had a “Violent” most serious offense.
  - 115 (52%) had a “Property/Public Order” most serious offense.
  - 38 (17%) had a “Drug” most serious offense.
  - 28 (13%) did not have their offense information reported.
- Age on FY2015 Community Start Date
  - 79 (35%) were younger than age 30.
  - 123 (55%) were between ages 30 and 44.
  - 21 (9%) were between ages 45 and 54.
- Supervision Assignment Level
  - 8 (4%) had a “Low” supervision assignment level.
  - 171 (77%) had a “Medium” supervision assignment level.
  - 18 (8%) had an “Elevated” supervision assignment level.
  - 4 (2%) had a “High” supervision assignment level.
  - 22 (10%) did not have a supervision assignment level reported.
- Drug Test Results (Any Drugs)
  - 95 (43%) were not tested for any drugs.
  - 70 (31%) tested negative for all drugs or had results pending.
  - 58 (26%) tested positive for at least one drug.
- COMPAS Recidivism Risk Level
  - 68 (30%) were at “Low” risk to recidivate.
  - 69 (31%) were at “Medium” risk to recidivate.
  - 72 (32%) were at “High” risk to recidivate.
  - 14 (6%) did not have a recidivism risk level reported.

## District 18 (Norton P&P) – All Community Starters

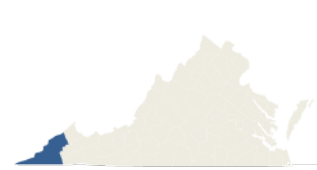
(includes the Counties of Dickenson, Lee, Scott, and Wise, and the City of Norton)



- 811 of the FY2015 community starters had Norton P&P as their primary supervision location.
- Gender
  - 562 (69%) Male
  - 249 (31%) Female
- Criminal History
  - 426 (52%) had no history of state responsible terms of incarceration.
  - 243 (30%) had exactly one term of state responsible incarceration.
  - 93 (11%) had exactly two terms of state responsible incarceration.
  - 49 (6%) had at least three terms of state responsible incarceration.
- DOC Crime Type
  - 108 (13%) had a “Violent” most serious offense.
  - 403 (50%) had a “Property/Public Order” most serious offense.
  - 245 (30%) had a “Drug” most serious offense.
  - 55 (7%) did not have their offense information reported.
- Age on FY2015 Community Start Date
  - 241 (30%) were younger than age 30.
  - 397 (49%) were between ages 30 and 44.
  - 111 (14%) were between ages 45 and 54.
  - 62 (8%) were age 55 or older.
- Supervision Assignment Level
  - 280 (35%) had a “Low” supervision assignment level.
  - 411 (51%) had a “Medium” supervision assignment level.
  - 41 (5%) had an “Elevated” supervision assignment level.
  - 1 (<1%) had a “High” supervision assignment level.
  - 78 (10%) did not have a supervision assignment level reported.
- Drug Test Results (Any Drugs)
  - 444 (55%) were not tested for any drugs.
  - 190 (23%) tested negative for all drugs or had results pending.
  - 177 (22%) tested positive for at least one drug.
- COMPAS Recidivism Risk Level
  - 321 (40%) were at “Low” risk to recidivate.
  - 223 (27%) were at “Medium” risk to recidivate.
  - 146 (18%) were at “High” risk to recidivate.
  - 121 (15%) did not have a recidivism risk level reported.

## ***District 18 (Norton P&P) – Recidivating Offenders***

(includes the Counties of Dickenson, Lee, Scott, and Wise, and the City of Norton)



- 181 (22.3%) of the FY2015 community starters from Norton P&P were sentenced to a term of state responsible incarceration within three years of their community start date.
- Gender
  - 144 (80%) Male
  - 37 (20%) Female
- Criminal History
  - 71 (39%) had no history of state responsible terms of incarceration.
  - 62 (34%) had exactly one term of state responsible incarceration.
  - 27 (15%) had exactly two terms of state responsible incarceration.
  - 21 (12%) had at least three terms of state responsible incarceration.
- DOC Crime Type
  - 25 (14%) had a “Violent” most serious offense.
  - 117 (65%) had a “Property/Public Order” most serious offense.
  - 34 (19%) had a “Drug” most serious offense.
  - 5 (3%) did not have their offense information reported.
- Age on FY2015 Community Start Date
  - 71 (39%) were younger than age 30.
  - 97 (54%) were between ages 30 and 44.
  - 10 (5%) were between ages 45 and 54.
  - 3 (2%) were age 55 or older.
- Supervision Assignment Level
  - 25 (14%) had a “Low” supervision assignment level.
  - 131 (72%) had a “Medium” supervision assignment level.
  - 13 (7%) had an “Elevated” supervision assignment level.
  - 1 (1%) had a “High” supervision assignment level.
  - 11 (6%) did not have a supervision assignment level reported.
- Drug Test Results (Any Drugs)
  - 62 (34%) were not tested for any drugs.
  - 59 (33%) tested negative for all drugs or had results pending.
  - 60 (33%) tested positive for at least one drug.
- COMPAS Recidivism Risk Level
  - 48 (26%) were at “Low” risk to recidivate.
  - 61 (34%) were at “Medium” risk to recidivate.
  - 60 (33%) were at “High” risk to recidivate.
  - 12 (7%) did not have a recidivism risk level reported.



## District 19 (Newport News P&P) – All Community Starters

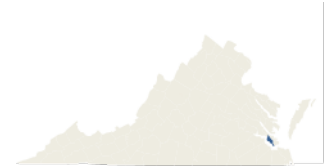
(includes the City of Newport News)



- 719 of the FY2015 community starters had Newport News P&P as their primary supervision location.
- Gender
  - 590 (82%) Male
  - 129 (18%) Female
- Criminal History
  - 305 (42%) had no history of state responsible terms of incarceration.
  - 206 (29%) had exactly one term of state responsible incarceration.
  - 114 (16%) had exactly two terms of state responsible incarceration.
  - 94 (13%) had at least three terms of state responsible incarceration.
- DOC Crime Type
  - 202 (28%) had a “Violent” most serious offense.
  - 259 (36%) had a “Property/Public Order” most serious offense.
  - 115 (16%) had a “Drug” most serious offense.
  - 143 (20%) did not have their offense information reported.
- Age on FY2015 Community Start Date
  - 282 (39%) were younger than age 30.
  - 265 (37%) were between ages 30 and 44.
  - 113 (16%) were between ages 45 and 54.
  - 59 (8%) were age 55 or older.
- Supervision Assignment Level
  - 82 (11%) had a “Low” supervision assignment level.
  - 459 (64%) had a “Medium” supervision assignment level.
  - 113 (16%) had an “Elevated” supervision assignment level.
  - 37 (5%) had a “High” supervision assignment level.
  - 28 (4%) did not have a supervision assignment level reported.
- Drug Test Results (Any Drugs)
  - 321 (45%) were not tested for any drugs.
  - 235 (33%) tested negative for all drugs or had results pending.
  - 163 (23%) tested positive for at least one drug.
- COMPAS Recidivism Risk Level
  - 222 (31%) were at “Low” risk to recidivate.
  - 267 (37%) were at “Medium” risk to recidivate.
  - 198 (27%) were at “High” risk to recidivate.
  - 32 (4%) did not have a recidivism risk level reported.

## District 19 (Newport News P&P) – Recidivating Offenders

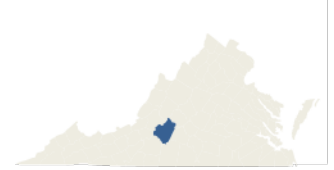
(includes the City of Newport News)



- 156 (21.7%) of the FY2015 community starters from Newport News P&P were sentenced to a term of state responsible incarceration within three years of their community start date.
- Gender
  - 136 (87%) Male
  - 20 (13%) Female
- Criminal History
  - 46 (29%) had no history of state responsible terms of incarceration.
  - 47 (30%) had exactly one term of state responsible incarceration.
  - 30 (19%) had exactly two terms of state responsible incarceration.
  - 33 (21%) had at least three terms of state responsible incarceration.
- DOC Crime Type
  - 44 (28%) had a “Violent” most serious offense.
  - 68 (44%) had a “Property/Public Order” most serious offense.
  - 18 (11%) had a “Drug” most serious offense.
  - 26 (17%) did not have their offense information reported.
- Age on FY2015 Community Start Date
  - 63 (40%) were younger than age 30.
  - 52 (33%) were between ages 30 and 44.
  - 33 (21%) were between ages 45 and 54.
  - 8 (5%) were age 55 or older.
- Supervision Assignment Level
  - 4 (3%) had a “Low” supervision assignment level.
  - 96 (61%) had a “Medium” supervision assignment level.
  - 38 (24%) had an “Elevated” supervision assignment level.
  - 12 (8%) had a “High” supervision assignment level.
  - 6 (4%) did not have a supervision assignment level reported.
- Drug Test Results (Any Drugs)
  - 55 (35%) were not tested for any drugs.
  - 50 (32%) tested negative for all drugs or had results pending.
  - 51 (33%) tested positive for at least one drug.
- COMPAS Recidivism Risk Level
  - 32 (20%) were at “Low” risk to recidivate.
  - 61 (39%) were at “Medium” risk to recidivate.
  - 59 (38%) were at “High” risk to recidivate.
  - 4 (3%) did not have a recidivism risk level reported.

## District 20 (Bedford P&P) – All Community Starters

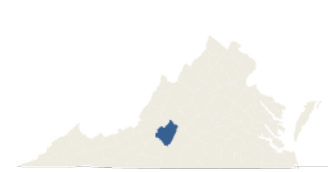
(includes the County of Bedford)



- 164 of the FY2015 community starters had Bedford P&P as their primary supervision location.
- Gender
  - 113 (69%) Male
  - 51 (31%) Female
- Criminal History
  - 100 (61%) had no history of state responsible terms of incarceration.
  - 30 (18%) had exactly one term of state responsible incarceration.
  - 25 (15%) had exactly two terms of state responsible incarceration.
  - 9 (5%) had at least three terms of state responsible incarceration.
- DOC Crime Type
  - 25 (15%) had a “Violent” most serious offense.
  - 61 (37%) had a “Property/Public Order” most serious offense.
  - 32 (19%) had a “Drug” most serious offense.
  - 46 (28%) did not have their offense information reported.
- Age on FY2015 Community Start Date
  - 59 (36%) were younger than age 30.
  - 74 (45%) were between ages 30 and 44.
  - 20 (12%) were between ages 45 and 54.
  - 11 (7%) were age 55 or older.
- Supervision Assignment Level
  - 26 (16%) had a “Low” supervision assignment level.
  - 101 (62%) had a “Medium” supervision assignment level.
  - 15 (9%) had an “Elevated” supervision assignment level.
  - 16 (10%) had a “High” supervision assignment level.
  - 6 (4%) did not have a supervision assignment level reported.
- Drug Test Results (Any Drugs)
  - 95 (58%) were not tested for any drugs.
  - 33 (20%) tested negative for all drugs or had results pending.
  - 36 (22%) tested positive for at least one drug.
- COMPAS Recidivism Risk Level
  - 56 (34%) were at “Low” risk to recidivate.
  - 56 (34%) were at “Medium” risk to recidivate.
  - 44 (27%) were at “High” risk to recidivate.
  - 8 (5%) did not have a recidivism risk level reported.

## District 20 (Bedford P&P) – Recidivating Offenders

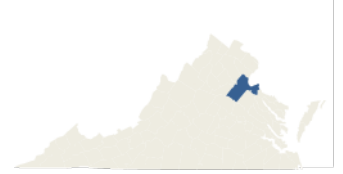
(includes the County of Bedford)



- 21 (12.8%) of the FY2015 community starters from Bedford P&P were sentenced to a term of state responsible incarceration within three years of their community start date.
- Gender
  - 15 (71%) Male
  - 6 (29%) Female
- Criminal History
  - 6 (29%) had no history of state responsible terms of incarceration.
  - 3 (14%) had exactly one term of state responsible incarceration.
  - 9 (43%) had exactly two terms of state responsible incarceration.
  - 3 (14%) had at least three terms of state responsible incarceration.
- DOC Crime Type
  - 5 (24%) had a “Violent” most serious offense.
  - 10 (48%) had a “Property/Public Order” most serious offense.
  - 4 (19%) had a “Drug” most serious offense.
  - 2 (9%) did not have their offense information reported.
- Age on FY2015 Community Start Date
  - 8 (38%) were younger than age 30.
  - 8 (38%) were between ages 30 and 44.
  - 3 (14%) were between ages 45 and 54.
  - 2 (9%) was age 55 or older.
- Supervision Assignment Level
  - 2 (9%) had a “Low” supervision assignment level.
  - 9 (43%) had a “Medium” supervision assignment level.
  - 3 (14%) had an “Elevated” supervision assignment level.
  - 6 (29%) had a “High” supervision assignment level.
  - 1 (5%) did not have a supervision assignment level reported.
- Drug Test Results (Any Drugs)
  - 7 (33%) were not tested for any drugs.
  - 5 (24%) tested negative for all drugs or had results pending.
  - 9 (43%) tested positive for at least one drug.
- COMPAS Recidivism Risk Level
  - 2 (9%) were at “Low” risk to recidivate.
  - 9 (43%) were at “Medium” risk to recidivate.
  - 10 (48%) were at “High” risk to recidivate.

## District 21 (Fredericksburg P&P) – All Community Starters

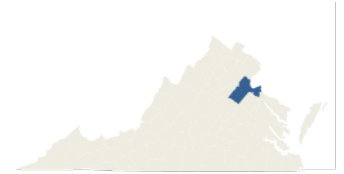
(includes the Counties of King George, Spotsylvania, and Stafford, and the City of Fredericksburg)



- 984 of the FY2015 community starters had Fredericksburg P&P as their primary supervision location.
- Gender
  - 727 (74%) Male
  - 256 (26%) Female
  - 1 (<1%) Other
- Criminal History
  - 554 (56%) had no history of state responsible terms of incarceration.
  - 245 (25%) had exactly one term of state responsible incarceration.
  - 106 (11%) had exactly two terms of state responsible incarceration.
  - 79 (8%) had at least three terms of state responsible incarceration.
- DOC Crime Type
  - 179 (18%) had a “Violent” most serious offense.
  - 495 (50%) had a “Property/Public Order” most serious offense.
  - 198 (20%) had a “Drug” most serious offense.
  - 112 (11%) did not have their offense information reported.
- Age on FY2015 Community Start Date
  - 430 (44%) were younger than age 30.
  - 370 (38%) were between ages 30 and 44.
  - 139 (14%) were between ages 45 and 54.
  - 45 (5%) were age 55 or older.
- Supervision Assignment Level
  - 142 (14%) had a “Low” supervision assignment level.
  - 637 (65%) had a “Medium” supervision assignment level.
  - 82 (8%) had an “Elevated” supervision assignment level.
  - 12 (1%) had a “High” supervision assignment level.
  - 111 (11%) did not have a supervision assignment level reported.
- Drug Test Results (Any Drugs)
  - 583 (59%) were not tested for any drugs.
  - 193 (20%) tested negative for all drugs or had results pending.
  - 208 (21%) tested positive for at least one drug.
- COMPAS Recidivism Risk Level
  - 294 (30%) were at “Low” risk to recidivate.
  - 339 (34%) were at “Medium” risk to recidivate.
  - 212 (21%) were at “High” risk to recidivate.
  - 139 (14%) did not have a recidivism risk level reported.

## ***District 21 (Fredericksburg P&P) – Recidivating Offenders***

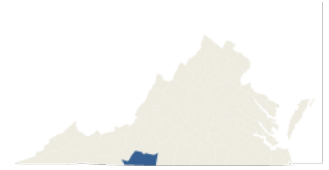
(includes the Counties of King George, Spotsylvania, and Stafford, and the City of Fredericksburg)



- 284 (28.9%) of the FY2015 community starters from Fredericksburg P&P were sentenced to a term of state responsible incarceration within three years of their community start date.
- Gender
  - 222 (78%) Male
  - 62 (22%) Female
- Criminal History
  - 119 (42%) had no history of state responsible terms of incarceration.
  - 83 (29%) had exactly one term of state responsible incarceration.
  - 43 (15%) had exactly two terms of state responsible incarceration.
  - 39 (14%) had at least three terms of state responsible incarceration.
- DOC Crime Type
  - 54 (19%) had a “Violent” most serious offense.
  - 149 (52%) had a “Property/Public Order” most serious offense.
  - 56 (20%) had a “Drug” most serious offense.
  - 25 (9%) did not have their offense information reported.
- Age on FY2015 Community Start Date
  - 137 (48%) were younger than age 30.
  - 103 (36%) were between ages 30 and 44.
  - 36 (13%) were between ages 45 and 54.
  - 8 (3%) were age 55 or older.
- Supervision Assignment Level
  - 26 (9%) had a “Low” supervision assignment level.
  - 210 (74%) had a “Medium” supervision assignment level.
  - 27 (9%) had an “Elevated” supervision assignment level.
  - 4 (1%) had a “High” supervision assignment level.
  - 17 (6%) did not have a supervision assignment level reported.
- Drug Test Results (Any Drugs)
  - 123 (43%) were not tested for any drugs.
  - 59 (21%) tested negative for all drugs or had results pending.
  - 102 (36%) tested positive for at least one drug.
- COMPAS Recidivism Risk Level
  - 55 (19%) were at “Low” risk to recidivate.
  - 112 (39%) were at “Medium” risk to recidivate.
  - 105 (37%) were at “High” risk to recidivate.
  - 12 (4%) did not have a recidivism risk level reported.

## District 22 (Martinsville P&P) – All Community Starters

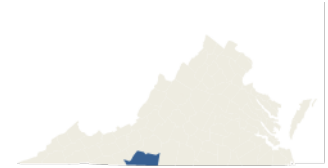
(includes the Counties of Henry and Patrick, and the City of Martinsville)



- 502 of the FY2015 community starters had Martinsville P&P as their primary supervision location.
- Gender
  - 378 (75%) Male
  - 124 (25%) Female
- Criminal History
  - 251 (50%) had no history of state responsible terms of incarceration.
  - 137 (27%) had exactly one term of state responsible incarceration.
  - 51 (10%) had exactly two terms of state responsible incarceration.
  - 63 (12%) had at least three terms of state responsible incarceration.
- DOC Crime Type
  - 87 (17%) had a “Violent” most serious offense.
  - 219 (43%) had a “Property/Public Order” most serious offense.
  - 81 (16%) had a “Drug” most serious offense.
  - 115 (23%) did not have their offense information reported.
- Age on FY2015 Community Start Date
  - 179 (36%) were younger than age 30.
  - 191 (38%) were between ages 30 and 44.
  - 90 (18%) were between ages 45 and 54.
  - 42 (8%) were age 55 or older.
- Supervision Assignment Level
  - 56 (11%) had a “Low” supervision assignment level.
  - 386 (77%) had a “Medium” supervision assignment level.
  - 25 (5%) had an “Elevated” supervision assignment level.
  - 19 (4%) had a “High” supervision assignment level.
  - 16 (3%) did not have a supervision assignment level reported.
- Drug Test Results (Any Drugs)
  - 228 (45%) were not tested for any drugs.
  - 172 (34%) tested negative for all drugs or had results pending.
  - 102 (20%) tested positive for at least one drug.
- COMPAS Recidivism Risk Level
  - 172 (34%) were at “Low” risk to recidivate.
  - 162 (32%) were at “Medium” risk to recidivate.
  - 115 (23%) were at “High” risk to recidivate.
  - 53 (11%) did not have a recidivism risk level reported.

## District 22 (Martinsville P&P) – Recidivating Offenders

(includes the Counties of Henry and Patrick, and the City of Martinsville)

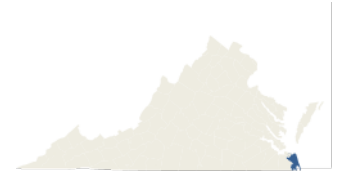


- 131 (26.1%) of the FY2015 community starters from Martinsville P&P were sentenced to a term of state responsible incarceration within three years of their community start date.
- Gender
  - 112 (85%) Male
  - 19 (14%) Female
- Criminal History
  - 53 (40%) had no history of state responsible terms of incarceration.
  - 39 (30%) had exactly one term of state responsible incarceration.
  - 21 (16%) had exactly two terms of state responsible incarceration.
  - 18 (14%) had at least three terms of state responsible incarceration.
- DOC Crime Type
  - 26 (20%) had a “Violent” most serious offense.
  - 66 (50%) had a “Property/Public Order” most serious offense.
  - 21 (16%) had a “Drug” most serious offense.
  - 18 (14%) did not have their offense information reported.
- Age on FY2015 Community Start Date
  - 60 (46%) were younger than age 30.
  - 47 (36%) were between ages 30 and 44.
  - 18 (14%) were between ages 45 and 54.
  - 6 (5%) were age 55 or older.
- Supervision Assignment Level
  - 7 (5%) had a “Low” supervision assignment level.
  - 105 (80%) had a “Medium” supervision assignment level.
  - 7 (5%) had an “Elevated” supervision assignment level.
  - 8 (6%) had a “High” supervision assignment level.
  - 4 (3%) did not have a supervision assignment level reported.
- Drug Test Results (Any Drugs)
  - 41 (31%) were not tested for any drugs.
  - 48 (37%) tested negative for all drugs or had results pending.
  - 42 (32%) tested positive for at least one drug.
- COMPAS Recidivism Risk Level
  - 29 (22%) were at “Low” risk to recidivate.
  - 54 (41%) were at “Medium” risk to recidivate.
  - 44 (34%) were at “High” risk to recidivate.
  - 4 (3%) did not have a recidivism risk level reported.



## District 23 (Virginia Beach P&P) – All Community Starters

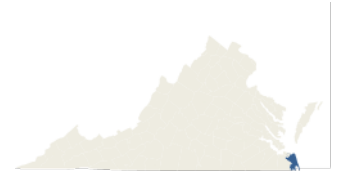
(includes the City of Virginia Beach)



- 1,051 of the FY2015 community starters had Virginia Beach P&P as their primary supervision location.
- Gender
  - 870 (83%) Male
  - 181 (17%) Female
- Criminal History
  - 511 (49%) had no history of state responsible terms of incarceration.
  - 301 (29%) had exactly one term of state responsible incarceration.
  - 141 (13%) had exactly two terms of state responsible incarceration.
  - 98 (9%) had at least three terms of state responsible incarceration.
- DOC Crime Type
  - 247 (23%) had a “Violent” most serious offense.
  - 482 (46%) had a “Property/Public Order” most serious offense.
  - 197 (19%) had a “Drug” most serious offense.
  - 125 (12%) did not have their offense information reported.
- Age on FY2015 Community Start Date
  - 404 (38%) were younger than age 30.
  - 443 (42%) were between ages 30 and 44.
  - 160 (15%) were between ages 45 and 54.
  - 44 (4%) were age 55 or older.
- Supervision Assignment Level
  - 180 (17%) had a “Low” supervision assignment level.
  - 578 (55%) had a “Medium” supervision assignment level.
  - 152 (14%) had an “Elevated” supervision assignment level.
  - 51 (5%) had a “High” supervision assignment level.
  - 90 (9%) did not have a supervision assignment level reported.
- Drug Test Results (Any Drugs)
  - 487 (46%) were not tested for any drugs.
  - 326 (31%) tested negative for all drugs or had results pending.
  - 238 (23%) tested positive for at least one drug.
- COMPAS Recidivism Risk Level
  - 280 (27%) were at “Low” risk to recidivate.
  - 335 (32%) were at “Medium” risk to recidivate.
  - 325 (31%) were at “High” risk to recidivate.
  - 111 (11%) did not have a recidivism risk level reported.

## District 23 (Virginia Beach P&P) – Recidivating Offenders

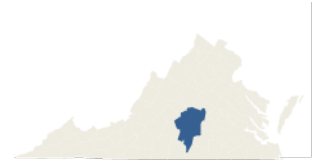
(includes the City of Virginia Beach)



- 228 (21.7%) of the FY2015 community starters from Virginia Beach P&P were sentenced to a term of state responsible incarceration within three years of their community start date.
- Gender
  - 199 (87%) Male
  - 29 (13%) Female
- Criminal History
  - 73 (32%) had no history of state responsible terms of incarceration.
  - 67 (29%) had exactly one term of state responsible incarceration.
  - 46 (20%) had exactly two terms of state responsible incarceration.
  - 42 (18%) had at least three terms of state responsible incarceration.
- DOC Crime Type
  - 55 (24%) had a “Violent” most serious offense.
  - 130 (57%) had a “Property/Public Order” most serious offense.
  - 34 (15%) had a “Drug” most serious offense.
  - 9 (4%) did not have their offense information reported.
- Age on FY2015 Community Start Date
  - 87 (38%) were younger than age 30.
  - 97 (42%) were between ages 30 and 44.
  - 38 (17%) were between ages 45 and 54.
  - 6 (3%) were age 55 or older.
- Supervision Assignment Level
  - 10 (4%) had a “Low” supervision assignment level.
  - 136 (60%) had a “Medium” supervision assignment level.
  - 53 (23%) had an “Elevated” supervision assignment level.
  - 25 (11%) had a “High” supervision assignment level.
  - 4 (2%) did not have a supervision assignment level reported.
- Drug Test Results (Any Drugs)
  - 79 (35%) were not tested for any drugs.
  - 80 (35%) tested negative for all drugs or had results pending.
  - 69 (30%) tested positive for at least one drug.
- COMPAS Recidivism Risk Level
  - 29 (13%) were at “Low” risk to recidivate.
  - 75 (33%) were at “Medium” risk to recidivate.
  - 115 (50%) were at “High” risk to recidivate.
  - 9 (4%) did not have a recidivism risk level reported.

## District 24 (Farmville P&P) – All Community Starters

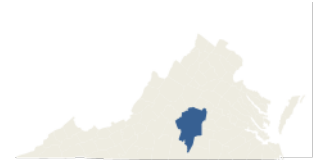
(includes the Counties of Appomattox, Buckingham, Charlotte, Cumberland, and Prince Edward)



- 298 of the FY2015 community starters had Farmville P&P as their primary supervision location.
- Gender
  - 246 (83%) Male
  - 52 (17%) Female
- Criminal History
  - 140 (47%) had no history of state responsible terms of incarceration.
  - 83 (28%) had exactly one term of state responsible incarceration.
  - 37 (12%) had exactly two terms of state responsible incarceration.
  - 38 (13%) had at least three terms of state responsible incarceration.
- DOC Crime Type
  - 58 (19%) had a “Violent” most serious offense.
  - 118 (40%) had a “Property/Public Order” most serious offense.
  - 67 (22%) had a “Drug” most serious offense.
  - 55 (18%) did not have their offense information reported.
- Age on FY2015 Community Start Date
  - 128 (43%) were younger than age 30.
  - 105 (35%) were between ages 30 and 44.
  - 46 (15%) were between ages 45 and 54.
  - 19 (6%) were age 55 or older.
- Supervision Assignment Level
  - 37 (12%) had a “Low” supervision assignment level.
  - 217 (73%) had a “Medium” supervision assignment level.
  - 20 (7%) had an “Elevated” supervision assignment level.
  - 12 (4%) had a “High” supervision assignment level.
  - 12 (4%) did not have a supervision assignment level reported.
- Drug Test Results (Any Drugs)
  - 147 (49%) were not tested for any drugs.
  - 78 (26%) tested negative for all drugs or had results pending.
  - 73 (24%) tested positive for at least one drug.
- COMPAS Recidivism Risk Level
  - 110 (37%) were at “Low” risk to recidivate.
  - 110 (37%) were at “Medium” risk to recidivate.
  - 65 (22%) were at “High” risk to recidivate.
  - 13 (4%) did not have a recidivism risk level reported.

## **District 24 (Farmville P&P) – Recidivating Offenders**

(includes the Counties of Appomattox, Buckingham, Charlotte, Cumberland, and Prince Edward)



- 64 (21.5%) of the FY2015 community starters from Farmville P&P were sentenced to a term of state responsible incarceration within three years of their community start date.
- Gender
  - 60 (94%) Male
  - 4 (6%) Female
- Criminal History
  - 18 (28%) had no history of state responsible terms of incarceration.
  - 20 (31%) had exactly one term of state responsible incarceration.
  - 9 (14%) had exactly two terms of state responsible incarceration.
  - 17 (27%) had at least three terms of state responsible incarceration.
- DOC Crime Type
  - 17 (27%) had a “Violent” most serious offense.
  - 29 (45%) had a “Property/Public Order” most serious offense.
  - 11 (17%) had a “Drug” most serious offense.
  - 7 (11%) did not have their offense information reported.
- Age on FY2015 Community Start Date
  - 27 (42%) were younger than age 30.
  - 27 (42%) were between ages 30 and 44.
  - 9 (14%) were between ages 45 and 54.
  - 1 (2%) were age 55 or older.
- Supervision Assignment Level
  - 49 (77%) had a “Medium” supervision assignment level.
  - 10 (16%) had an “Elevated” supervision assignment level.
  - 5 (8%) had a “High” supervision assignment level.
- Drug Test Results (Any Drugs)
  - 24 (37%) were not tested for any drugs.
  - 20 (31%) tested negative for all drugs or had results pending.
  - 20 (31%) tested positive for at least one drug.
- COMPAS Recidivism Risk Level
  - 18 (28%) were at “Low” risk to recidivate.
  - 28 (44%) were at “Medium” risk to recidivate.
  - 16 (25%) were at “High” risk to recidivate.
  - 2 (3%) did not have a recidivism risk level reported.

## District 25 (Leesburg P&P) – All Community Starters

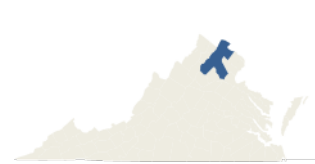
(includes the Counties of Fauquier, Loudoun, and Rappahannock)



- 579 of the FY2015 community starters had Leesburg P&P as their primary supervision location.
- Gender
  - 441 (76%) Male
  - 138 (24%) Female
- Criminal History
  - 385 (66%) had no history of state responsible terms of incarceration.
  - 102 (18%) had exactly one term of state responsible incarceration.
  - 53 (9%) had exactly two terms of state responsible incarceration.
  - 39 (7%) had at least three terms of state responsible incarceration.
- DOC Crime Type
  - 71 (12%) had a “Violent” most serious offense.
  - 265 (46%) had a “Property/Public Order” most serious offense.
  - 120 (21%) had a “Drug” most serious offense.
  - 123 (21%) did not have their offense information reported.
- Age on FY2015 Community Start Date
  - 290 (50%) were younger than age 30.
  - 195 (34%) were between ages 30 and 44.
  - 76 (13%) were between ages 45 and 54.
  - 18 (3%) were age 55 or older.
- Supervision Assignment Level
  - 206 (36%) had a “Low” supervision assignment level.
  - 250 (43%) had a “Medium” supervision assignment level.
  - 56 (10%) had an “Elevated” supervision assignment level.
  - 12 (2%) had a “High” supervision assignment level.
  - 55 (9%) did not have a supervision assignment level reported.
- Drug Test Results (Any Drugs)
  - 324 (56%) were not tested for any drugs.
  - 151 (26%) tested negative for all drugs or had results pending.
  - 104 (18%) tested positive for at least one drug.
- COMPAS Recidivism Risk Level
  - 190 (33%) were at “Low” risk to recidivate.
  - 140 (24%) were at “Medium” risk to recidivate.
  - 129 (22%) were at “High” risk to recidivate.
  - 120 (21%) did not have a recidivism risk level reported.

## District 25 (Leesburg P&P) – Recidivating Offenders

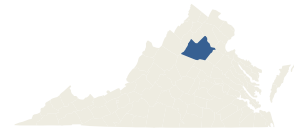
(includes the Counties of Fauquier, Loudoun, and Rappahannock)



- 131 (22.6%) of the FY2015 community starters from Leesburg P&P were sentenced to a term of state responsible incarceration within three years of their community start date.
- Gender
  - 112 (85%) Male
  - 19 (14%) Female
- Criminal History
  - 64 (49%) had no history of state responsible terms of incarceration.
  - 32 (24%) had exactly one term of state responsible incarceration.
  - 14 (11%) had exactly two terms of state responsible incarceration.
  - 21 (16%) had at least three terms of state responsible incarceration.
- DOC Crime Type
  - 24 (18%) had a “Violent” most serious offense.
  - 73 (56%) had a “Property/Public Order” most serious offense.
  - 23 (18%) had a “Drug” most serious offense.
  - 11 (8%) did not have their offense information reported.
- Age on FY2015 Community Start Date
  - 71 (54%) were younger than age 30.
  - 43 (33%) were between ages 30 and 44.
  - 16 (12%) were between ages 45 and 54.
  - 1 (1%) were age 55 or older.
- Supervision Assignment Level
  - 46 (35%) had a “Low” supervision assignment level.
  - 51 (39%) had a “Medium” supervision assignment level.
  - 19 (14%) had an “Elevated” supervision assignment level.
  - 8 (6%) had a “High” supervision assignment level.
  - 7 (5%) did not have a supervision assignment level reported.
- Drug Test Results (Any Drugs)
  - 51 (39%) were not tested for any drugs.
  - 35 (27%) tested negative for all drugs or had results pending.
  - 45 (34%) tested positive for at least one drug.
- COMPAS Recidivism Risk Level
  - 28 (21%) were at “Low” risk to recidivate.
  - 31 (24%) were at “Medium” risk to recidivate.
  - 58 (44%) were at “High” risk to recidivate.
  - 14 (11%) did not have a recidivism risk level reported.

## District 26 (Culpeper P&P) – All Community Starters

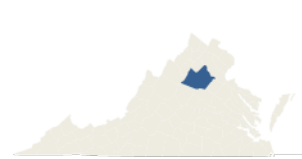
(includes the Counties of Culpeper, Greene, Madison, and Orange)



- 359 of the FY2015 community starters had Culpeper P&P as their primary supervision location.
- Gender
  - 276 (77%) Male
  - 83 (23%) Female
- Criminal History
  - 190 (53%) had no history of state responsible terms of incarceration.
  - 98 (27%) had exactly one term of state responsible incarceration.
  - 45 (12%) had exactly two terms of state responsible incarceration.
  - 26 (7%) had at least three terms of state responsible incarceration.
- DOC Crime Type
  - 73 (20%) had a “Violent” most serious offense.
  - 148 (41%) had a “Property/Public Order” most serious offense.
  - 66 (18%) had a “Drug” most serious offense.
  - 72 (20%) did not have their offense information reported.
- Age on FY2015 Community Start Date
  - 155 (43%) were younger than age 30.
  - 133 (37%) were between ages 30 and 44.
  - 51 (14%) were between ages 45 and 54.
  - 20 (6%) were age 55 or older.
- Supervision Assignment Level
  - 73 (20%) had a “Low” supervision assignment level.
  - 193 (54%) had a “Medium” supervision assignment level.
  - 28 (8%) had an “Elevated” supervision assignment level.
  - 56 (16%) had a “High” supervision assignment level.
  - 9 (2%) did not have a supervision assignment level reported.
- Drug Test Results (Any Drugs)
  - 177 (49%) were not tested for any drugs.
  - 101 (28%) tested negative for all drugs or had results pending.
  - 81 (23%) tested positive for at least one drug.
- COMPAS Recidivism Risk Level
  - 131 (36%) were at “Low” risk to recidivate.
  - 120 (33%) were at “Medium” risk to recidivate.
  - 95 (26%) were at “High” risk to recidivate.
  - 13 (4%) did not have a recidivism risk level reported.

## District 26 (Culpeper P&P) – Recidivating Offenders

(includes the Counties of Culpeper, Greene, Madison, and Orange)

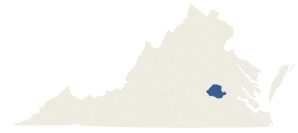


- 92 (25.6%) of the FY2015 community starters from Culpeper P&P were sentenced to a term of state responsible incarceration within three years of their community start date.
- Gender
  - 72 (78%) Male
  - 20 (22%) Female
- Criminal History
  - 40 (43%) had no history of state responsible terms of incarceration.
  - 31 (34%) had exactly one term of state responsible incarceration.
  - 14 (15%) had exactly two terms of state responsible incarceration.
  - 7 (8%) had at least three terms of state responsible incarceration.
- DOC Crime Type
  - 24 (26%) had a “Violent” most serious offense.
  - 38 (41%) had a “Property/Public Order” most serious offense.
  - 19 (21%) had a “Drug” most serious offense.
  - 11 (12%) did not have their offense information reported.
- Age on FY2015 Community Start Date
  - 46 (50%) were younger than age 30.
  - 36 (39%) were between ages 30 and 44.
  - 7 (8%) were between ages 45 and 54.
  - 3 (3%) were age 55 or older.
- Supervision Assignment Level
  - 50 (54%) had a “Medium” supervision assignment level.
  - 10 (11%) had an “Elevated” supervision assignment level.
  - 29 (31%) had a “High” supervision assignment level.
  - 3 (3%) did not have a supervision assignment level reported.
- Drug Test Results (Any Drugs)
  - 41 (45%) were not tested for any drugs.
  - 23 (25%) tested negative for all drugs or had results pending.
  - 28 (30%) tested positive for at least one drug.
- COMPAS Recidivism Risk Level
  - 14 (15%) were at “Low” risk to recidivate.
  - 33 (36%) were at “Medium” risk to recidivate.
  - 43 (47%) were at “High” risk to recidivate.
  - 2 (2%) did not have a recidivism risk level reported.



## District 27 (Chesterfield P&P) – All Community Starters

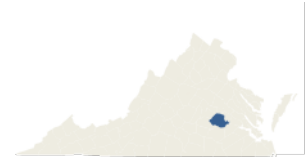
(includes the County of Chesterfield and the City of Colonial Heights)



- 829 of the FY2015 community starters had Chesterfield P&P as their primary supervision location.
- Gender
  - 638 (77%) Male
  - 191 (23%) Female
- Criminal History
  - 424 (51%) had no history of state responsible terms of incarceration.
  - 255 (31%) had exactly one term of state responsible incarceration.
  - 85 (10%) had exactly two terms of state responsible incarceration.
  - 65 (8%) had at least three terms of state responsible incarceration.
- DOC Crime Type
  - 177 (21%) had a “Violent” most serious offense.
  - 410 (49%) had a “Property/Public Order” most serious offense.
  - 208 (25%) had a “Drug” most serious offense.
  - 34 (4%) did not have their offense information reported.
- Age on FY2015 Community Start Date
  - 345 (42%) were younger than age 30.
  - 324 (39%) were between ages 30 and 44.
  - 114 (14%) were between ages 45 and 54.
  - 46 (5%) were age 55 or older.
- Supervision Assignment Level
  - 66 (8%) had a “Low” supervision assignment level.
  - 690 (83%) had a “Medium” supervision assignment level.
  - 42 (5%) had an “Elevated” supervision assignment level.
  - 7 (1%) had a “High” supervision assignment level.
  - 24 (3%) did not have a supervision assignment level reported.
- Drug Test Results (Any Drugs)
  - 427 (51%) were not tested for any drugs.
  - 256 (31%) tested negative for all drugs or had results pending.
  - 146 (18%) tested positive for at least one drug.
- COMPAS Recidivism Risk Level
  - 284 (34%) were at “Low” risk to recidivate.
  - 249 (30%) were at “Medium” risk to recidivate.
  - 216 (26%) were at “High” risk to recidivate.
  - 80 (10%) did not have a recidivism risk level reported.

## District 27 (Chesterfield P&P) – Recidivating Offenders

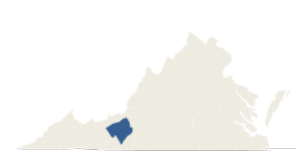
(includes the County of Chesterfield and the City of Colonial Heights)



- 173 (20.9%) of the FY2015 community starters from Chesterfield P&P were sentenced to a term of state responsible incarceration within three years of their community start date.
- Gender
  - 138 (80%) Male
  - 35 (20%) Female
- Criminal History
  - 67 (39%) had no history of state responsible terms of incarceration.
  - 60 (35%) had exactly one term of state responsible incarceration.
  - 21 (12%) had exactly two terms of state responsible incarceration.
  - 25 (14%) had at least three terms of state responsible incarceration.
- DOC Crime Type
  - 31 (18%) had a “Violent” most serious offense.
  - 112 (65%) had a “Property/Public Order” most serious offense.
  - 28 (16%) had a “Drug” most serious offense.
  - 2 (1%) did not have their offense information reported.
- Age on FY2015 Community Start Date
  - 86 (50%) were younger than age 30.
  - 65 (38%) were between ages 30 and 44.
  - 19 (11%) were between ages 45 and 54.
  - 3 (2%) were age 55 or older.
- Supervision Assignment Level
  - 2 (1%) had a “Low” supervision assignment level.
  - 149 (86%) had a “Medium” supervision assignment level.
  - 15 (9%) had an “Elevated” supervision assignment level.
  - 5 (3%) had a “High” supervision assignment level.
  - 2 (1%) did not have a supervision assignment level reported.
- Drug Test Results (Any Drugs)
  - 65 (38%) were not tested for any drugs.
  - 59 (34%) tested negative for all drugs or had results pending.
  - 49 (28%) tested positive for at least one drug.
- COMPAS Recidivism Risk Level
  - 33 (19%) were at “Low” risk to recidivate.
  - 64 (37%) were at “Medium” risk to recidivate.
  - 70 (40%) were at “High” risk to recidivate.
  - 6 (3%) did not have a recidivism risk level reported.

## District 28 (Radford P&P) – All Community Starters

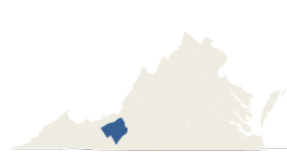
(includes the Counties of Montgomery, Floyd, and Pulaski, and the City of Radford)



- 563 of the FY2015 community starters had Radford P&P as their primary supervision location.
- Gender
  - 414 (73%) Male
  - 149 (26%) Female
- Criminal History
  - 275 (49%) had no history of state responsible terms of incarceration.
  - 175 (31%) had exactly one term of state responsible incarceration.
  - 65 (11%) had exactly two terms of state responsible incarceration.
  - 48 (8%) had at least three terms of state responsible incarceration.
- DOC Crime Type
  - 110 (19%) had a “Violent” most serious offense.
  - 227 (40%) had a “Property/Public Order” most serious offense.
  - 156 (28%) had a “Drug” most serious offense.
  - 70 (12%) did not have their offense information reported.
- Age on FY2015 Community Start Date
  - 208 (37%) were younger than age 30.
  - 243 (43%) were between ages 30 and 44.
  - 82 (15%) were between ages 45 and 54.
  - 30 (5%) were age 55 or older.
- Supervision Assignment Level
  - 59 (10%) had a “Low” supervision assignment level.
  - 456 (81%) had a “Medium” supervision assignment level.
  - 36 (6%) had an “Elevated” supervision assignment level.
  - 12 (2%) did not have a supervision assignment level reported.
- Drug Test Results (Any Drugs)
  - 271 (48%) were not tested for any drugs.
  - 172 (31%) tested negative for all drugs or had results pending.
  - 120 (21%) tested positive for at least one drug.
- COMPAS Recidivism Risk Level
  - 237 (42%) were at “Low” risk to recidivate.
  - 174 (31%) were at “Medium” risk to recidivate.
  - 125 (22%) were at “High” risk to recidivate.
  - 27 (5%) did not have a recidivism risk level reported.

## District 28 (Radford P&P) – Recidivating Offenders

(includes the Counties of Montgomery, Floyd, and Pulaski, and the City of Radford)



- 130 (23.1%) of the FY2015 community starters from Radford P&P were sentenced to a term of state responsible incarceration within three years of their community start date.
- Gender
  - 103 (79%) Male
  - 27 (21%) Female
- Criminal History
  - 42 (32%) had no history of state responsible terms of incarceration.
  - 48 (37%) had exactly one term of state responsible incarceration.
  - 21 (16%) had exactly two terms of state responsible incarceration.
  - 19 (15%) had at least three terms of state responsible incarceration.
- DOC Crime Type
  - 29 (22%) had a “Violent” most serious offense.
  - 51 (39%) had a “Property/Public Order” most serious offense.
  - 45 (35%) had a “Drug” most serious offense.
  - 5 (4%) did not have their offense information reported.
- Age on FY2015 Community Start Date
  - 54 (41%) were younger than age 30.
  - 58 (45%) were between ages 30 and 44.
  - 15 (11%) were between ages 45 and 54.
  - 3 (2%) were age 55 or older.
- Supervision Assignment Level
  - 4 (3%) had a “Low” supervision assignment level.
  - 111 (85%) had a “Medium” supervision assignment level.
  - 13 (10%) had an “Elevated” supervision assignment level.
  - 2 (1%) did not have a supervision assignment level reported.
- Drug Test Results (Any Drugs)
  - 44 (34%) were not tested for any drugs.
  - 40 (31%) tested negative for all drugs or had results pending.
  - 46 (35%) tested positive for at least one drug.
- COMPAS Recidivism Risk Level
  - 37 (28%) were at “Low” risk to recidivate.
  - 47 (36%) were at “Medium” risk to recidivate.
  - 45 (35%) were at “High” risk to recidivate.
  - 1 (1%) did not have a recidivism risk level reported.

## District 29 (Fairfax P&P) – All Community Starters

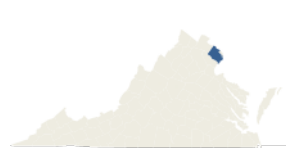
(includes the County of Fairfax and the City of Fairfax)



- 889 of the FY2015 community starters had Fairfax P&P as their primary supervision location.
- Gender
  - 714 (80%) Male
  - 175 (20%) Female
- Criminal History
  - 561 (63%) had no history of state responsible terms of incarceration.
  - 210 (24%) had exactly one term of state responsible incarceration.
  - 63 (7%) had exactly two terms of state responsible incarceration.
  - 55 (6%) had at least three terms of state responsible incarceration.
- DOC Crime Type
  - 144 (16%) had a “Violent” most serious offense.
  - 355 (40%) had a “Property/Public Order” most serious offense.
  - 167 (19%) had a “Drug” most serious offense.
  - 223 (25%) did not have their offense information reported.
- Age on FY2015 Community Start Date
  - 404 (45%) were younger than age 30.
  - 309 (35%) were between ages 30 and 44.
  - 124 (14%) were between ages 45 and 54.
  - 52 (6%) were age 55 or older.
- Supervision Assignment Level
  - 159 (18%) had a “Low” supervision assignment level.
  - 541 (61%) had a “Medium” supervision assignment level.
  - 76 (8%) had an “Elevated” supervision assignment level.
  - 50 (6%) had a “High” supervision assignment level.
  - 63 (7%) did not have a supervision assignment level reported.
- Drug Test Results (Any Drugs)
  - 538 (60%) were not tested for any drugs.
  - 213 (24%) tested negative for all drugs or had results pending.
  - 138 (15%) tested positive for at least one drug.
- COMPAS Recidivism Risk Level
  - 268 (30%) were at “Low” risk to recidivate.
  - 210 (24%) were at “Medium” risk to recidivate.
  - 222 (25%) were at “High” risk to recidivate.
  - 189 (21%) did not have a recidivism risk level reported.

## District 29 (Fairfax P&P) – Recidivating Offenders

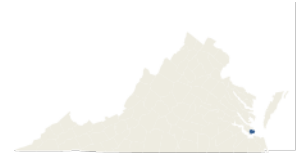
(includes the County of Fairfax and the City of Fairfax)



- 122 (13.7%) of the FY2015 community starters from Fairfax P&P were sentenced to a term of state responsible incarceration within three years of their community start date.
- Gender
  - 106 (87%) Male
  - 16 (13%) Female
- Criminal History
  - 55 (45%) had no history of state responsible terms of incarceration.
  - 33 (27%) had exactly one term of state responsible incarceration.
  - 16 (13%) had exactly two terms of state responsible incarceration.
  - 18 (15%) had at least three terms of state responsible incarceration.
- DOC Crime Type
  - 22 (18%) had a “Violent” most serious offense.
  - 69 (57%) had a “Property/Public Order” most serious offense.
  - 15 (12%) had a “Drug” most serious offense.
  - 16 (13%) did not have their offense information reported.
- Age on FY2015 Community Start Date
  - 53 (43%) were younger than age 30.
  - 50 (41%) were between ages 30 and 44.
  - 13 (11%) were between ages 45 and 54.
  - 6 (5%) were age 55 or older.
- Supervision Assignment Level
  - 4 (3%) had a “Low” supervision assignment level.
  - 82 (67%) had a “Medium” supervision assignment level.
  - 13 (11%) had an “Elevated” supervision assignment level.
  - 16 (13%) had a “High” supervision assignment level.
  - 7 (6%) did not have a supervision assignment level reported.
- Drug Test Results (Any Drugs)
  - 57 (47%) were not tested for any drugs.
  - 33 (27%) tested negative for all drugs or had results pending.
  - 32 (26%) tested positive for at least one drug.
- COMPAS Recidivism Risk Level
  - 16 (13%) were at “Low” risk to recidivate.
  - 27 (22%) were at “Medium” risk to recidivate.
  - 58 (47%) were at “High” risk to recidivate.
  - 21 (17%) did not have a recidivism risk level reported.

## District 30 (Hampton P&P) – All Community Starters

(includes the City of Hampton)



- 483 of the FY2015 community starters had Hampton P&P as their primary supervision location.
- Gender
  - 386 (80%) Male
  - 97 (20%) Female
- Criminal History
  - 175 (36%) had no history of state responsible terms of incarceration.
  - 139 (29%) had exactly one term of state responsible incarceration.
  - 76 (16%) had exactly two terms of state responsible incarceration.
  - 93 (19%) had at least three terms of state responsible incarceration.
- DOC Crime Type
  - 128 (26%) had a “Violent” most serious offense.
  - 207 (43%) had a “Property/Public Order” most serious offense.
  - 79 (16%) had a “Drug” most serious offense.
  - 69 (14%) did not have their offense information reported.
- Age on FY2015 Community Start Date
  - 164 (34%) were younger than age 30.
  - 186 (38%) were between ages 30 and 44.
  - 93 (19%) were between ages 45 and 54.
  - 40 (8%) were age 55 or older.
- Supervision Assignment Level
  - 81 (17%) had a “Low” supervision assignment level.
  - 290 (60%) had a “Medium” supervision assignment level.
  - 42 (9%) had an “Elevated” supervision assignment level.
  - 40 (8%) had a “High” supervision assignment level.
  - 30 (6%) did not have a supervision assignment level reported.
- Drug Test Results (Any Drugs)
  - 122 (25%) were not tested for any drugs.
  - 208 (43%) tested negative for all drugs or had results pending.
  - 153 (32%) tested positive for at least one drug.
- COMPAS Recidivism Risk Level
  - 134 (28%) were at “Low” risk to recidivate.
  - 165 (34%) were at “Medium” risk to recidivate.
  - 148 (31%) were at “High” risk to recidivate.
  - 36 (7%) did not have a recidivism risk level reported.

## District 30 (Hampton P&P) – Recidivating Offenders

(includes the City of Hampton)

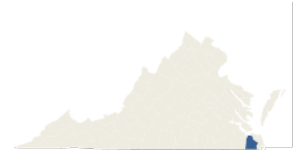


- 96 (19.9%) of the FY2015 community starters from Hampton P&P were sentenced to a term of state responsible incarceration within three years of their community start date.
- Gender
  - 81 (84%) Male
  - 15 (16%) Female
- Criminal History
  - 16 (17%) had no history of state responsible terms of incarceration.
  - 28 (29%) had exactly one term of state responsible incarceration.
  - 18 (19%) had exactly two terms of state responsible incarceration.
  - 34 (35%) had at least three terms of state responsible incarceration.
- DOC Crime Type
  - 24 (25%) had a “Violent” most serious offense.
  - 53 (55%) had a “Property/Public Order” most serious offense.
  - 13 (13%) had a “Drug” most serious offense.
  - 6 (6%) did not have their offense information reported.
- Age on FY2015 Community Start Date
  - 32 (33%) were younger than age 30.
  - 38 (40%) were between ages 30 and 44.
  - 21 (22%) were between ages 45 and 54.
  - 5 (5%) were age 55 or older.
- Supervision Assignment Level
  - 1 (1%) had a “Low” supervision assignment level.
  - 56 (58%) had a “Medium” supervision assignment level.
  - 17 (18%) had an “Elevated” supervision assignment level.
  - 16 (17%) had a “High” supervision assignment level.
  - 6 (6%) did not have a supervision assignment level reported.
- Drug Test Results (Any Drugs)
  - 16 (17%) were not tested for any drugs.
  - 37 (38%) tested negative for all drugs or had results pending.
  - 43 (45%) tested positive for at least one drug.
- COMPAS Recidivism Risk Level
  - 18 (19%) were at “Low” risk to recidivate.
  - 32 (33%) were at “Medium” risk to recidivate.
  - 42 (44%) were at “High” risk to recidivate.
  - 4 (4%) did not have a recidivism risk level reported.



## District 31 (Chesapeake P&P) – All Community Starters

(includes the City of Chesapeake)



- 795 of the FY2015 community starters had Chesapeake P&P as their primary supervision location.
- Gender
  - 639 (80%) Male
  - 156 (20%) Female
- Criminal History
  - 347 (44%) had no history of state responsible terms of incarceration.
  - 216 (27%) had exactly one term of state responsible incarceration.
  - 119 (15%) had exactly two terms of state responsible incarceration.
  - 113 (14%) had at least three terms of state responsible incarceration.
- DOC Crime Type
  - 162 (20%) had a “Violent” most serious offense.
  - 352 (44%) had a “Property/Public Order” most serious offense.
  - 144 (18%) had a “Drug” most serious offense.
  - 137 (17%) did not have their offense information reported.
- Age on FY2015 Community Start Date
  - 278 (35%) were younger than age 30.
  - 341 (43%) were between ages 30 and 44.
  - 125 (16%) were between ages 45 and 54.
  - 51 (6%) were age 55 or older.
- Supervision Assignment Level
  - 65 (8%) had a “Low” supervision assignment level.
  - 527 (66%) had a “Medium” supervision assignment level.
  - 111 (14%) had an “Elevated” supervision assignment level.
  - 51 (6%) had a “High” supervision assignment level.
  - 41 (5%) did not have a supervision assignment level reported.
- Drug Test Results (Any Drugs)
  - 364 (46%) were not tested for any drugs.
  - 225 (28%) tested negative for all drugs or had results pending.
  - 206 (26%) tested positive for at least one drug.
- COMPAS Recidivism Risk Level
  - 219 (27%) were at “Low” risk to recidivate.
  - 290 (36%) were at “Medium” risk to recidivate.
  - 231 (29%) were at “High” risk to recidivate.
  - 55 (7%) did not have a recidivism risk level reported.

## District 31 (Chesapeake P&P) – Recidivating Offenders

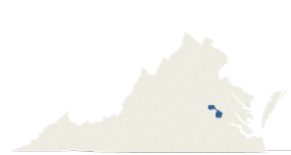
(includes the City of Chesapeake)



- 230 (28.9%) of the FY2015 community starters from Chesapeake P&P were sentenced to a term of state responsible incarceration within three years of their community start date.
- Gender
  - 195 (85%) Male
  - 35 (15%) Female
- Criminal History
  - 75 (33%) had no history of state responsible terms of incarceration.
  - 55 (24%) had exactly one term of state responsible incarceration.
  - 46 (20%) had exactly two terms of state responsible incarceration.
  - 54 (23%) had at least three terms of state responsible incarceration.
- DOC Crime Type
  - 50 (22%) had a “Violent” most serious offense.
  - 125 (54%) had a “Property/Public Order” most serious offense.
  - 40 (17%) had a “Drug” most serious offense.
  - 15 (6%) did not have their offense information reported.
- Age on FY2015 Community Start Date
  - 82 (36%) were younger than age 30.
  - 109 (47%) were between ages 30 and 44.
  - 30 (13%) were between ages 45 and 54.
  - 9 (4%) were age 55 or older.
- Supervision Assignment Level
  - 1 (<1%) had a “Low” supervision assignment level.
  - 146 (63%) had a “Medium” supervision assignment level.
  - 47 (20%) had an “Elevated” supervision assignment level.
  - 29 (13%) had a “High” supervision assignment level.
  - 7 (3%) did not have a supervision assignment level reported.
- Drug Test Results (Any Drugs)
  - 70 (30%) were not tested for any drugs.
  - 62 (27%) tested negative for all drugs or had results pending.
  - 98 (43%) tested positive for at least one drug.
- COMPAS Recidivism Risk Level
  - 33 (14%) were at “Low” risk to recidivate.
  - 82 (36%) were at “Medium” risk to recidivate.
  - 107 (46%) were at “High” risk to recidivate.
  - 8 (3%) did not have a recidivism risk level reported.

## District 32 (Henrico P&P) – All Community Starters

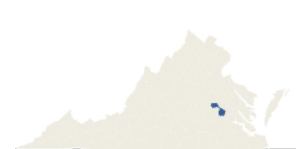
(includes the County of Henrico)



- 705 of the FY2015 community starters had Henrico P&P as their primary supervision location.
- Gender
  - 564 (80%) Male
  - 141 (20%) Female
- Criminal History
  - 292 (41%) had no history of state responsible terms of incarceration.
  - 239 (34%) had exactly one term of state responsible incarceration.
  - 82 (12%) had exactly two terms of state responsible incarceration.
  - 92 (13%) had at least three terms of state responsible incarceration.
- DOC Crime Type
  - 191 (27%) had a “Violent” most serious offense.
  - 309 (44%) had a “Property/Public Order” most serious offense.
  - 153 (22%) had a “Drug” most serious offense.
  - 52 (7%) did not have their offense information reported.
- Age on FY2015 Community Start Date
  - 295 (42%) were younger than age 30.
  - 274 (39%) were between ages 30 and 44.
  - 98 (14%) were between ages 45 and 54.
  - 38 (5%) were age 55 or older.
- Supervision Assignment Level
  - 83 (12%) had a “Low” supervision assignment level.
  - 512 (73%) had a “Medium” supervision assignment level.
  - 44 (6%) had an “Elevated” supervision assignment level.
  - 23 (3%) had a “High” supervision assignment level.
  - 43 (6%) did not have a supervision assignment level reported.
- Drug Test Results (Any Drugs)
  - 352 (50%) were not tested for any drugs.
  - 194 (27%) tested negative for all drugs or had results pending.
  - 159 (23%) tested positive for at least one drug.
- COMPAS Recidivism Risk Level
  - 186 (26%) were at “Low” risk to recidivate.
  - 237 (34%) were at “Medium” risk to recidivate.
  - 200 (28%) were at “High” risk to recidivate.
  - 82 (12%) did not have a recidivism risk level reported.

## District 32 (Henrico P&P) – Recidivating Offenders

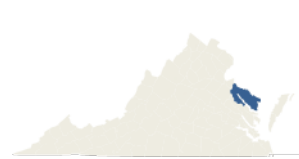
(includes the County of Henrico)



- 188 (26.7%) of the FY2015 community starters from Henrico P&P were sentenced to a term of state responsible incarceration within three years of their community start date.
- Gender
  - 161 (86%) Male
  - 27 (14%) Female
- Criminal History
  - 49 (26%) had no history of state responsible terms of incarceration.
  - 63 (33%) had exactly one term of state responsible incarceration.
  - 34 (18%) had exactly two terms of state responsible incarceration.
  - 42 (22%) had at least three terms of state responsible incarceration.
- DOC Crime Type
  - 47 (25%) had a “Violent” most serious offense.
  - 97 (52%) had a “Property/Public Order” most serious offense.
  - 37 (20%) had a “Drug” most serious offense.
  - 7 (4%) did not have their offense information reported.
- Age on FY2015 Community Start Date
  - 87 (46%) were younger than age 30.
  - 70 (37%) were between ages 30 and 44.
  - 24 (13%) were between ages 45 and 54.
  - 7 (4%) were age 55 or older.
- Supervision Assignment Level
  - 6 (3%) had a “Low” supervision assignment level.
  - 149 (79%) had a “Medium” supervision assignment level.
  - 17 (9%) had an “Elevated” supervision assignment level.
  - 10 (5%) had a “High” supervision assignment level.
  - 6 (3%) did not have a supervision assignment level reported.
- Drug Test Results (Any Drugs)
  - 60 (32%) were not tested for any drugs.
  - 63 (33%) tested negative for all drugs or had results pending.
  - 65 (35%) tested positive for at least one drug.
- COMPAS Recidivism Risk Level
  - 29 (15%) were at “Low” risk to recidivate.
  - 68 (36%) were at “Medium” risk to recidivate.
  - 84 (45%) were at “High” risk to recidivate.
  - 7 (4%) did not have a recidivism risk level reported.

## District 33 (Warsaw P&P) – All Community Starters

(includes the Counties of Essex, Lancaster, Northumberland, Richmond, and Westmoreland)



- 181 of the FY2015 community starters had Warsaw P&P as their primary supervision location.
- Gender
  - 142 (78%) Male
  - 39 (21%) Female
- Criminal History
  - 72 (40%) had no history of state responsible terms of incarceration.
  - 57 (31%) had exactly one term of state responsible incarceration.
  - 30 (17%) had exactly two terms of state responsible incarceration.
  - 22 (12%) had at least three terms of state responsible incarceration.
- DOC Crime Type
  - 32 (18%) had a “Violent” most serious offense.
  - 86 (47%) had a “Property/Public Order” most serious offense.
  - 38 (21%) had a “Drug” most serious offense.
  - 25 (14%) did not have their offense information reported.
- Age on FY2015 Community Start Date
  - 66 (36%) were younger than age 30.
  - 66 (36%) were between ages 30 and 44.
  - 30 (17%) were between ages 45 and 54.
  - 19 (10%) were age 55 or older.
- Supervision Assignment Level
  - 39 (21%) had a “Low” supervision assignment level.
  - 119 (66%) had a “Medium” supervision assignment level.
  - 15 (8%) had an “Elevated” supervision assignment level.
  - 7 (4%) had a “High” supervision assignment level.
  - 1 (1%) did not have a supervision assignment level reported.
- Drug Test Results (Any Drugs)
  - 84 (46%) were not tested for any drugs.
  - 65 (36%) tested negative for all drugs or had results pending.
  - 32 (18%) tested positive for at least one drug.
- COMPAS Recidivism Risk Level
  - 59 (33%) were at “Low” risk to recidivate.
  - 70 (39%) were at “Medium” risk to recidivate.
  - 48 (26%) were at “High” risk to recidivate.
  - 4 (2%) did not have a recidivism risk level reported.

## ***District 33 (Warsaw P&P) – Recidivating Offenders***

(includes the Counties of Essex, Lancaster, Northumberland, Richmond, and Westmoreland)



- 36 (19.9%) of the FY2015 community starters from Warsaw P&P were sentenced to a term of state responsible incarceration within three years of their community start date.
- Gender
  - 31 (86%) Male
  - 5 (14%) Female
- Criminal History
  - 10 (28%) had no history of state responsible terms of incarceration.
  - 13 (36%) had exactly one term of state responsible incarceration.
  - 7 (19%) had exactly two terms of state responsible incarceration.
  - 6 (17%) had at least three terms of state responsible incarceration.
- DOC Crime Type
  - 11 (31%) had a “Violent” most serious offense.
  - 20 (56%) had a “Property/Public Order” most serious offense.
  - 3 (8%) had a “Drug” most serious offense.
  - 2 (6%) did not have their offense information reported.
- Age on FY2015 Community Start Date
  - 17 (47%) were younger than age 30.
  - 13 (36%) were between ages 30 and 44.
  - 4 (11%) were between ages 45 and 54.
  - 2 (6%) was age 55 or older.
- Supervision Assignment Level
  - 2 (6%) had a “Low” supervision assignment level.
  - 25 (69%) had a “Medium” supervision assignment level.
  - 3 (8%) had an “Elevated” supervision assignment level.
  - 5 (14%) had a “High” supervision assignment level.
  - 1 (3%) did not have a supervision assignment level reported.
- Drug Test Results (Any Drugs)
  - 10 (28%) were not tested for any drugs.
  - 16 (44%) tested negative for all drugs or had results pending.
  - 10 (28%) tested positive for at least one drug.
- COMPAS Recidivism Risk Level
  - 5 (14%) were at “Low” risk to recidivate.
  - 11 (31%) were at “Medium” risk to recidivate.
  - 20 (56%) were at “High” risk to recidivate.

## District 34 (Williamsburg P&P) – All Community Starters

(includes the Counties of Charles City, James City, New Kent, and York, and the Cities of Poquoson and Williamsburg)



- 351 of the FY2015 community starters had Williamsburg P&P as their primary supervision location.
- Gender
  - 280 (79%) Male
  - 71 (20%) Female
- Criminal History
  - 159 (45%) had no history of state responsible terms of incarceration.
  - 111 (32%) had exactly one term of state responsible incarceration.
  - 43 (12%) had exactly two terms of state responsible incarceration.
  - 38 (11%) had at least three terms of state responsible incarceration.
- DOC Crime Type
  - 64 (18%) had a “Violent” most serious offense.
  - 155 (44%) had a “Property/Public Order” most serious offense.
  - 63 (18%) had a “Drug” most serious offense.
  - 69 (20%) did not have their offense information reported.
- Age on FY2015 Community Start Date
  - 119 (34%) were younger than age 30.
  - 142 (40%) were between ages 30 and 44.
  - 69 (20%) were between ages 45 and 54.
  - 21 (6%) were age 55 or older.
- Supervision Assignment Level
  - 86 (24%) had a “Low” supervision assignment level.
  - 199 (57%) had a “Medium” supervision assignment level.
  - 14 (4%) had an “Elevated” supervision assignment level.
  - 3 (1%) had a “High” supervision assignment level.
  - 49 (14%) did not have a supervision assignment level reported.
- Drug Test Results (Any Drugs)
  - 181 (52%) were not tested for any drugs.
  - 108 (31%) tested negative for all drugs or had results pending.
  - 62 (18%) tested positive for at least one drug.
- COMPAS Recidivism Risk Level
  - 120 (34%) were at “Low” risk to recidivate.
  - 101 (29%) were at “Medium” risk to recidivate.
  - 85 (24%) were at “High” risk to recidivate.
  - 45 (13%) did not have a recidivism risk level reported.

## ***District 34 (Williamsburg P&P) – Recidivating Offenders***

(includes the Counties of Charles City, James City, New Kent, and York, and the Cities of Poquoson and Williamsburg)

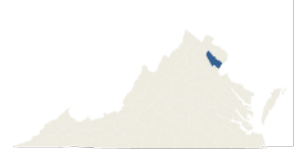


- 67 (19.1%) of the FY2015 community starters from Williamsburg P&P were sentenced to a term of state responsible incarceration within three years of their community start date.
- Gender
  - 57 (85%) Male
  - 10 (15%) Female
- Criminal History
  - 21 (31%) had no history of state responsible terms of incarceration.
  - 23 (34%) had exactly one term of state responsible incarceration.
  - 9 (13%) had exactly two terms of state responsible incarceration.
  - 14 (21%) had at least three terms of state responsible incarceration.
- DOC Crime Type
  - 14 (21%) had a “Violent” most serious offense.
  - 39 (58%) had a “Property/Public Order” most serious offense.
  - 7 (10%) had a “Drug” most serious offense.
  - 7 (10%) did not have their offense information reported.
- Age on FY2015 Community Start Date
  - 27 (40%) were younger than age 30.
  - 22 (33%) were between ages 30 and 44.
  - 14 (21%) were between ages 45 and 54.
  - 4 (6%) were age 55 or older.
- Supervision Assignment Level
  - 4 (6%) had a “Low” supervision assignment level.
  - 54 (81%) had a “Medium” supervision assignment level.
  - 4 (6%) had an “Elevated” supervision assignment level.
  - 5 (7%) did not have a supervision assignment level reported.
- Drug Test Results (Any Drugs)
  - 22 (33%) were not tested for any drugs.
  - 25 (37%) tested negative for all drugs or had results pending.
  - 20 (30%) tested positive for at least one drug.
- COMPAS Recidivism Risk Level
  - 19 (28%) were at “Low” risk to recidivate.
  - 23 (34%) were at “Medium” risk to recidivate.
  - 25 (37%) were at “High” risk to recidivate.



## District 35 (Manassas P&P) – All Community Starters

(includes the County of Prince William and the Cities of Manassas and Manassas Park)



- 781 of the FY2015 community starters had Manassas P&P as their primary supervision location.
- Gender
  - 608 (78%) Male
  - 173 (22%) Female
- Criminal History
  - 439 (56%) had no history of state responsible terms of incarceration.
  - 216 (28%) had exactly one term of state responsible incarceration.
  - 75 (10%) had exactly two terms of state responsible incarceration.
  - 51 (6%) had at least three terms of state responsible incarceration.
- DOC Crime Type
  - 139 (18%) had a “Violent” most serious offense.
  - 297 (38%) had a “Property/Public Order” most serious offense.
  - 170 (22%) had a “Drug” most serious offense.
  - 175 (22%) did not have their offense information reported.
- Age on FY2015 Community Start Date
  - 354 (45%) were younger than age 30.
  - 302 (39%) were between ages 30 and 44.
  - 93 (12%) were between ages 45 and 54.
  - 32 (4%) were age 55 or older.
- Supervision Assignment Level
  - 103 (13%) had a “Low” supervision assignment level.
  - 524 (67%) had a “Medium” supervision assignment level.
  - 85 (11%) had an “Elevated” supervision assignment level.
  - 29 (4%) had a “High” supervision assignment level.
  - 40 (5%) did not have a supervision assignment level reported.
- Drug Test Results (Any Drugs)
  - 279 (36%) were not tested for any drugs.
  - 319 (41%) tested negative for all drugs or had results pending.
  - 183 (23%) tested positive for at least one drug.
- COMPAS Recidivism Risk Level
  - 235 (30%) were at “Low” risk to recidivate.
  - 228 (29%) were at “Medium” risk to recidivate.
  - 239 (31%) were at “High” risk to recidivate.
  - 79 (10%) did not have a recidivism risk level reported.

## District 35 (Manassas P&P) – Recidivating Offenders

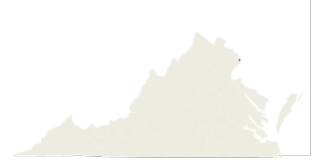
(includes the County of Prince William and the Cities of Manassas and Manassas Park)



- 128 (16.4%) of the FY2015 community starters from Manassas P&P were sentenced to a term of state responsible incarceration within three years of their community start date.
- Gender
  - 108 (84%) Male
  - 20 (16%) Female
- Criminal History
  - 51 (40%) had no history of state responsible terms of incarceration.
  - 37 (29%) had exactly one term of state responsible incarceration.
  - 24 (19%) had exactly two terms of state responsible incarceration.
  - 16 (12%) had at least three terms of state responsible incarceration.
- DOC Crime Type
  - 27 (21%) had a “Violent” most serious offense.
  - 65 (51%) had a “Property/Public Order” most serious offense.
  - 23 (18%) had a “Drug” most serious offense.
  - 13 (10%) did not have their offense information reported.
- Age on FY2015 Community Start Date
  - 64 (50%) were younger than age 30.
  - 44 (34%) were between ages 30 and 44.
  - 16 (12%) were between ages 45 and 54.
  - 4 (3%) were age 55 or older.
- Supervision Assignment Level
  - 1 (1%) had a “Low” supervision assignment level.
  - 91 (71%) had a “Medium” supervision assignment level.
  - 24 (19%) had an “Elevated” supervision assignment level.
  - 8 (6%) had a “High” supervision assignment level.
  - 4 (3%) did not have a supervision assignment level reported.
- Drug Test Results (Any Drugs)
  - 42 (33%) were not tested for any drugs.
  - 50 (39%) tested negative for all drugs or had results pending.
  - 36 (28%) tested positive for at least one drug.
- COMPAS Recidivism Risk Level
  - 19 (15%) were at “Low” risk to recidivate.
  - 33 (26%) were at “Medium” risk to recidivate.
  - 70 (55%) were at “High” risk to recidivate.
  - 6 (5%) did not have a recidivism risk level reported.

## District 36 (Alexandria P&P) – All Community Starters

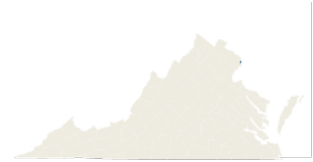
(includes the City of Alexandria)



- 254 of the FY2015 community starters had Alexandria P&P as their primary supervision location.
- Gender
  - 198 (78%) Male
  - 56 (22%) Female
- Criminal History
  - 151 (59%) had no history of state responsible terms of incarceration.
  - 55 (22%) had exactly one term of state responsible incarceration.
  - 16 (6%) had exactly two terms of state responsible incarceration.
  - 32 (13%) had at least three terms of state responsible incarceration.
- DOC Crime Type
  - 53 (21%) had a “Violent” most serious offense.
  - 100 (39%) had a “Property/Public Order” most serious offense.
  - 48 (19%) had a “Drug” most serious offense.
  - 53 (21%) did not have their offense information reported.
- Age on FY2015 Community Start Date
  - 105 (41%) were younger than age 30.
  - 84 (33%) were between ages 30 and 44.
  - 46 (18%) were between ages 45 and 54.
  - 19 (7%) were age 55 or older.
- Supervision Assignment Level
  - 55 (22%) had a “Low” supervision assignment level.
  - 120 (47%) had a “Medium” supervision assignment level.
  - 16 (6%) had an “Elevated” supervision assignment level.
  - 33 (13%) had a “High” supervision assignment level.
  - 30 (12%) did not have a supervision assignment level reported.
- Drug Test Results (Any Drugs)
  - 113 (44%) were not tested for any drugs.
  - 83 (33%) tested negative for all drugs or had results pending.
  - 58 (23%) tested positive for at least one drug.
- COMPAS Recidivism Risk Level
  - 46 (18%) were at “Low” risk to recidivate.
  - 48 (19%) were at “Medium” risk to recidivate.
  - 74 (29%) were at “High” risk to recidivate.
  - 86 (34%) did not have a recidivism risk level reported.

## District 36 (Alexandria P&P) – Recidivating Offenders

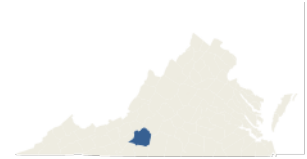
(includes the City of Alexandria)



- 31 (12.2%) of the FY2015 community starters from Alexandria P&P were sentenced to a term of state responsible incarceration within three years of their community start date.
- Gender
  - 27 (87%) Male
  - 4 (13%) Female
- Criminal History
  - 15 (48%) had no history of state responsible terms of incarceration.
  - 5 (16%) had exactly one term of state responsible incarceration.
  - 5 (16%) had exactly two terms of state responsible incarceration.
  - 6 (19%) had at least three terms of state responsible incarceration.
- DOC Crime Type (on FY2015 Community Start Date)
  - 7 (23%) had a “Violent” most serious offense.
  - 13 (42%) had a “Property/Public Order” most serious offense.
  - 11 (35%) had a “Drug” most serious offense.
- Age on FY2015 Community Start Date
  - 15 (48%) were younger than age 30.
  - 9 (29%) were between ages 30 and 44.
  - 4 (13%) was between ages 45 and 54.
  - 3 (10%) were age 55 or older.
- Supervision Assignment Level
  - 2 (6%) had a “Low” supervision assignment level.
  - 17 (55%) had a “Medium” supervision assignment level.
  - 3 (10%) had an “Elevated” supervision assignment level.
  - 8 (26%) had a “High” supervision assignment level.
  - 1 (3%) did not have a supervision assignment level reported.
- Drug Test Results (Any Drugs)
  - 14 (45%) were not tested for any drugs.
  - 6 (19%) tested negative for all drugs or had results pending.
  - 11 (35%) tested positive for at least one drug.
- COMPAS Recidivism Risk Level
  - 1 (3%) were at “Low” risk to recidivate.
  - 6 (19%) were at “Medium” risk to recidivate.
  - 18 (58%) were at “High” risk to recidivate.
  - 6 (19%) did not have a recidivism risk level reported.

## District 37 (Rocky Mount P&P) – All Community Starters

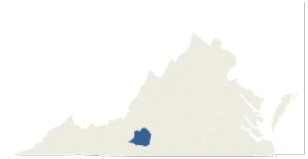
(includes the County of Franklin)



- 226 of the FY2015 community starters had Rocky Mount P&P as their primary supervision location.
- Gender
  - 155 (69%) Male
  - 71 (31%) Female
- Criminal History
  - 133 (59%) had no history of state responsible terms of incarceration.
  - 58 (26%) had exactly one term of state responsible incarceration.
  - 16 (7%) had exactly two terms of state responsible incarceration.
  - 19 (8%) had at least three terms of state responsible incarceration.
- DOC Crime Type
  - 33 (15%) had a “Violent” most serious offense.
  - 84 (37%) had a “Property/Public Order” most serious offense.
  - 50 (22%) had a “Drug” most serious offense.
  - 59 (26%) did not have their offense information reported.
- Age on FY2015 Community Start Date
  - 97 (43%) were younger than age 30.
  - 74 (33%) were between ages 30 and 44.
  - 41 (18%) were between ages 45 and 54.
  - 14 (6%) were age 55 or older.
- Supervision Assignment Level
  - 55 (24%) had a “Low” supervision assignment level.
  - 126 (56%) had a “Medium” supervision assignment level.
  - 40 (18%) had an “Elevated” supervision assignment level.
  - 3 (1%) had a “High” supervision assignment level.
  - 2 (1%) did not have a supervision assignment level reported.
- Drug Test Results (Any Drugs)
  - 118 (52%) were not tested for any drugs.
  - 56 (25%) tested negative for all drugs or had results pending.
  - 52 (23%) tested positive for at least one drug.
- COMPAS Recidivism Risk Level
  - 88 (39%) were at “Low” risk to recidivate.
  - 87 (38%) were at “Medium” risk to recidivate.
  - 36 (16%) were at “High” risk to recidivate.
  - 15 (7%) did not have a recidivism risk level reported.

## District 37 (Rocky Mount P&P) – Recidivating Offenders

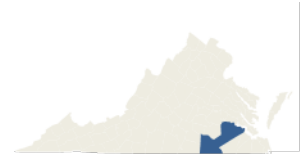
(includes the County of Franklin)



- 34 (15.0%) of the FY2015 community starters from Rocky Mount P&P were sentenced to a term of state responsible incarceration within three years of their community start date.
- Gender
  - 28 (82%) Male
  - 6 (18%) Female
- Criminal History
  - 9 (26%) had no history of state responsible terms of incarceration.
  - 10 (29%) had exactly one term of state responsible incarceration.
  - 5 (15%) had exactly two terms of state responsible incarceration.
  - 10 (29%) had at least three terms of state responsible incarceration.
- DOC Crime Type
  - 5 (15%) had a “Violent” most serious offense.
  - 27 (79%) had a “Property/Public Order” most serious offense.
  - 1 (3%) had a “Drug” most serious offense.
  - 1 (3%) did not have their offense information reported.
- Age on FY2015 Community Start Date
  - 16 (47%) were younger than age 30.
  - 11 (32%) were between ages 30 and 44.
  - 7 (21%) were between ages 45 and 54.
- Supervision Assignment Level
  - 4 (12%) had a “Low” supervision assignment level.
  - 13 (38%) had a “Medium” supervision assignment level.
  - 14 (41%) had an “Elevated” supervision assignment level.
  - 2 (6%) had a “High” supervision assignment level.
  - 1 (3%) did not have a supervision assignment level reported.
- Drug Test Results (Any Drugs)
  - 8 (23%) were not tested for any drugs.
  - 8 (23%) tested negative for all drugs or had results pending.
  - 18 (53%) tested positive for at least one drug.
- COMPAS Recidivism Risk Level
  - 8 (23%) were at “Low” risk to recidivate.
  - 10 (29%) were at “Medium” risk to recidivate.
  - 15 (44%) were at “High” risk to recidivate.
  - 1 (3%) did not have a recidivism risk level reported.

## District 38 (Emporia P&P) – All Community Starters

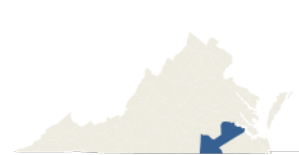
(includes the Counties of Brunswick, Greenville, Prince George, Surry, and Sussex, and the Cities of Emporia and Hopewell)



- 365 of the FY2015 community starters had Emporia P&P as their primary supervision location.
- Gender
  - 307 (84%) Male
  - 58 (16%) Female
- Criminal History
  - 146 (40%) had no history of state responsible terms of incarceration.
  - 122 (33%) had exactly one term of state responsible incarceration.
  - 56 (15%) had exactly two terms of state responsible incarceration.
  - 41 (11%) had at least three terms of state responsible incarceration.
- DOC Crime Type
  - 87 (24%) had a “Violent” most serious offense.
  - 147 (40%) had a “Property/Public Order” most serious offense.
  - 78 (22%) had a “Drug” most serious offense.
  - 53 (14%) did not have their offense information reported.
- Age on FY2015 Community Start Date
  - 155 (42%) were younger than age 30.
  - 132 (36%) were between ages 30 and 44.
  - 58 (16%) were between ages 45 and 54.
  - 20 (5%) were age 55 or older.
- Supervision Assignment Level
  - 111 (30%) had a “Low” supervision assignment level.
  - 209 (57%) had a “Medium” supervision assignment level.
  - 21 (6%) had an “Elevated” supervision assignment level.
  - 11 (3%) had a “High” supervision assignment level.
  - 13 (4%) did not have a supervision assignment level reported.
- Drug Test Results (Any Drugs)
  - 170 (47%) were not tested for any drugs.
  - 138 (38%) tested negative for all drugs or had results pending.
  - 57 (16%) tested positive for at least one drug.
- COMPAS Recidivism Risk Level
  - 152 (42%) were at “Low” risk to recidivate.
  - 119 (33%) were at “Medium” risk to recidivate.
  - 69 (19%) were at “High” risk to recidivate.
  - 25 (7%) did not have a recidivism risk level reported.

## District 38 (Emporia P&P) – Recidivating Offenders

(includes the Counties of Brunswick, Greenville, Prince George, Surry, and Sussex, and the Cities of Emporia and Hopewell)

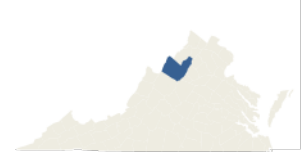


- 96 (26.3%) of the FY2015 community starters from Emporia P&P were sentenced to a term of state responsible incarceration within three years of their community start date.
- Gender
  - 84 (87%) Male
  - 12 (12%) Female
- Criminal History
  - 31 (32%) had no history of state responsible terms of incarceration.
  - 34 (35%) had exactly one term of state responsible incarceration.
  - 17 (18%) had exactly two terms of state responsible incarceration.
  - 14 (15%) had at least three terms of state responsible incarceration.
- DOC Crime Type
  - 19 (20%) had a “Violent” most serious offense.
  - 50 (52%) had a “Property/Public Order” most serious offense.
  - 19 (20%) had a “Drug” most serious offense.
  - 8 (8%) did not have their offense information reported.
- Age on FY2015 Community Start Date
  - 39 (41%) were younger than age 30.
  - 40 (42%) were between ages 30 and 44.
  - 14 (15%) were between ages 45 and 54.
  - 3 (3%) were age 55 or older.
- Supervision Assignment Level
  - 15 (16%) had a “Low” supervision assignment level.
  - 69 (72%) had a “Medium” supervision assignment level.
  - 3 (3%) had an “Elevated” supervision assignment level.
  - 7 (7%) had a “High” supervision assignment level.
  - 2 (2%) did not have a supervision assignment level reported.
- Drug Test Results (Any Drugs)
  - 34 (35%) were not tested for any drugs.
  - 34 (35%) tested negative for all drugs or had results pending.
  - 28 (29%) tested positive for at least one drug.
- COMPAS Recidivism Risk Level
  - 29 (30%) were at “Low” risk to recidivate.
  - 30 (31%) were at “Medium” risk to recidivate.
  - 29 (30%) were at “High” risk to recidivate.
  - 8 (8%) did not have a recidivism risk level reported.



## District 39 (Harrisonburg P&P) – All Community Starters

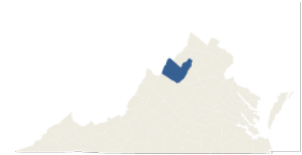
(includes the Counties of Page and Rockingham, and the City of Harrisonburg)



- 582 of the FY2015 community starters had Harrisonburg P&P as their primary supervision location.
- Gender
  - 448 (77%) Male
  - 134 (23%) Female
- Criminal History
  - 305 (52%) had no history of state responsible terms of incarceration.
  - 142 (24%) had exactly one term of state responsible incarceration.
  - 65 (11%) had exactly two terms of state responsible incarceration.
  - 70 (12%) had at least three terms of state responsible incarceration.
- DOC Crime Type
  - 97 (17%) had a “Violent” most serious offense.
  - 228 (39%) had a “Property/Public Order” most serious offense.
  - 111 (19%) had a “Drug” most serious offense.
  - 146 (25%) did not have their offense information reported.
- Age on FY2015 Community Start Date
  - 226 (39%) were younger than age 30.
  - 240 (41%) were between ages 30 and 44.
  - 88 (15%) were between ages 45 and 54.
  - 28 (5%) were age 55 or older.
- Supervision Assignment Level
  - 70 (12%) had a “Low” supervision assignment level.
  - 427 (73%) had a “Medium” supervision assignment level.
  - 52 (9%) had an “Elevated” supervision assignment level.
  - 12 (2%) had a “High” supervision assignment level.
  - 21 (4%) did not have a supervision assignment level reported.
- Drug Test Results (Any Drugs)
  - 263 (45%) were not tested for any drugs.
  - 158 (27%) tested negative for all drugs or had results pending.
  - 161 (28%) tested positive for at least one drug.
- COMPAS Recidivism Risk Level
  - 225 (39%) were at “Low” risk to recidivate.
  - 210 (36%) were at “Medium” risk to recidivate.
  - 123 (21%) were at “High” risk to recidivate.
  - 24 (4%) did not have a recidivism risk level reported.

## District 39 (Harrisonburg P&P) – Recidivating Offenders

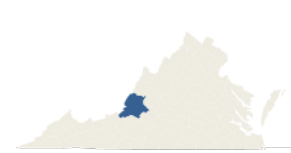
(includes the Counties of Page and Rockingham, and the City of Harrisonburg)



- 213 (36.6%) of the FY2015 community starters from Harrisonburg P&P were sentenced to a term of state responsible incarceration within three years of their community start date.
- Gender
  - 179 (84%) Male
  - 34 (16%) Female
- Criminal History
  - 74 (35%) had no history of state responsible terms of incarceration.
  - 69 (32%) had exactly one term of state responsible incarceration.
  - 36 (17%) had exactly two terms of state responsible incarceration.
  - 34 (16%) had at least three terms of state responsible incarceration.
- DOC Crime Type
  - 38 (18%) had a “Violent” most serious offense.
  - 116 (54%) had a “Property/Public Order” most serious offense.
  - 36 (17%) had a “Drug” most serious offense.
  - 23 (11%) did not have their offense information reported.
- Age on FY2015 Community Start Date
  - 89 (42%) were younger than age 30.
  - 95 (45%) were between ages 30 and 44.
  - 26 (12%) were between ages 45 and 54.
  - 3 (1%) were age 55 or older.
- Supervision Assignment Level
  - 3 (1%) had a “Low” supervision assignment level.
  - 163 (76%) had a “Medium” supervision assignment level.
  - 30 (14%) had an “Elevated” supervision assignment level.
  - 11 (5%) had a “High” supervision assignment level.
  - 6 (3%) did not have a supervision assignment level reported.
- Drug Test Results (Any Drugs)
  - 52 (24%) were not tested for any drugs.
  - 69 (32%) tested negative for all drugs or had results pending.
  - 92 (43%) tested positive for at least one drug.
- COMPAS Recidivism Risk Level
  - 49 (23%) were at “Low” risk to recidivate.
  - 86 (40%) were at “Medium” risk to recidivate.
  - 75 (35%) were at “High” risk to recidivate.
  - 3 (1%) did not have a recidivism risk level reported.

## District 40 (Fincastle P&P) – All Community Starters

(included the Counties of Alleghany, Botetourt, and Craig, and the City of Covington)<sup>15</sup>

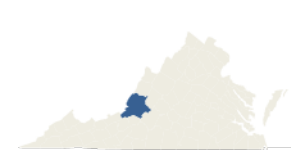


- 183 of the FY2015 community starters had Fincastle P&P as their primary supervision location.
- Gender
  - 131 (72%) Male
  - 52 (28%) Female
- Criminal History
  - 110 (60%) had no history of state responsible terms of incarceration.
  - 49 (27%) had exactly one term of state responsible incarceration.
  - 14 (8%) had exactly two terms of state responsible incarceration.
  - 10 (5%) had at least three terms of state responsible incarceration.
- DOC Crime Type
  - 26 (14%) had a “Violent” most serious offense.
  - 52 (28%) had a “Property/Public Order” most serious offense.
  - 43 (23%) had a “Drug” most serious offense.
  - 62 (34%) did not have their offense information reported.
- Age on FY2015 Community Start Date
  - 68 (37%) were younger than age 30.
  - 77 (42%) were between ages 30 and 44.
  - 32 (17%) were between ages 45 and 54.
  - 6 (3%) were age 55 or older.
- Supervision Assignment Level
  - 57 (31%) had a “Low” supervision assignment level.
  - 105 (57%) had a “Medium” supervision assignment level.
  - 14 (8%) had an “Elevated” supervision assignment level.
  - 2 (1%) had a “High” supervision assignment level.
  - 5 (3%) did not have a supervision assignment level reported.
- Drug Test Results (Any Drugs)
  - 95 (52%) were not tested for any drugs.
  - 52 (28%) tested negative for all drugs or had results pending.
  - 36 (20%) tested positive for at least one drug.
- COMPAS Recidivism Risk Level
  - 70 (38%) were at “Low” risk to recidivate.
  - 56 (31%) were at “Medium” risk to recidivate.
  - 46 (25%) were at “High” risk to recidivate.
  - 11 (6%) did not have a recidivism risk level reported.

<sup>15</sup> On March 1, 2018, district boundaries were moved so that Rockbridge County, Buena Vista, and Lexington transferred from District 12 (Staunton P&P) to District 40 (Fincastle P&P).

## District 40 (Fincastle P&P) – Recidivating Offenders

(included the Counties of Alleghany, Botetourt, and Craig, and the City of Covington)<sup>16</sup>

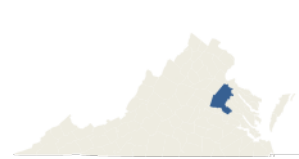


- 46 (25.1%) of the FY2015 community starters from Fincastle P&P were sentenced to a term of state responsible incarceration within three years of their community start date.
- Gender
  - 38 (83%) Male
  - 8 (17%) Female
- Criminal History
  - 23 (50%) had no history of state responsible terms of incarceration.
  - 14 (30%) had exactly one term of state responsible incarceration.
  - 4 (9%) had exactly two terms of state responsible incarceration.
  - 5 (11%) had at least three terms of state responsible incarceration.
- DOC Crime Type
  - 9 (20%) had a “Violent” most serious offense.
  - 20 (43%) had a “Property/Public Order” most serious offense.
  - 12 (26%) had a “Drug” most serious offense.
  - 5 (11%) did not have their offense information reported.
- Age on FY2015 Community Start Date
  - 21 (46%) were younger than age 30.
  - 18 (39%) were between ages 30 and 44.
  - 6 (13%) were between ages 45 and 54.
  - 1 (2%) was age 55 or older.
- Supervision Assignment Level
  - 4 (9%) had a “Low” supervision assignment level.
  - 35 (76%) had a “Medium” supervision assignment level.
  - 5 (11%) had an “Elevated” supervision assignment level.
  - 2 (4%) had a “High” supervision assignment level.
- Drug Test Results (Any Drugs)
  - 12 (26%) were not tested for any drugs.
  - 17 (37%) tested negative for all drugs or had results pending.
  - 17 (37%) tested positive for at least one drug.
- COMPAS Recidivism Risk Level
  - 9 (20%) were at “Low” risk to recidivate.
  - 12 (26%) were at “Medium” risk to recidivate.
  - 25 (54%) were at “High” risk to recidivate.

<sup>16</sup> On March 1, 2018, district boundaries were moved so that Rockbridge County, Buena Vista, and Lexington transferred from District 12 (Staunton P&P) to District 40 (Fincastle P&P).

## District 41 (Ashland P&P) – All Community Starters

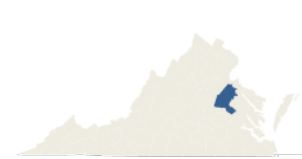
(includes the Counties of Caroline and Hanover)



- 342 of the FY2015 community starters had Ashland P&P as their primary supervision location.
- Gender
  - 256 (75%) Male
  - 86 (25%) Female
- Criminal History
  - 196 (57%) had no history of state responsible terms of incarceration.
  - 86 (25%) had exactly one term of state responsible incarceration.
  - 38 (11%) had exactly two terms of state responsible incarceration.
  - 22 (6%) had at least three terms of state responsible incarceration.
- DOC Crime Type
  - 51 (15%) had a “Violent” most serious offense.
  - 150 (44%) had a “Property/Public Order” most serious offense.
  - 80 (23%) had a “Drug” most serious offense.
  - 61 (18%) did not have their offense information reported.
- Age on FY2015 Community Start Date
  - 150 (44%) were younger than age 30.
  - 127 (37%) were between ages 30 and 44.
  - 42 (12%) were between ages 45 and 54.
  - 23 (7%) were age 55 or older.
- Supervision Assignment Level
  - 31 (9%) had a “Low” supervision assignment level.
  - 250 (73%) had a “Medium” supervision assignment level.
  - 28 (8%) had an “Elevated” supervision assignment level.
  - 11 (3%) had a “High” supervision assignment level.
  - 22 (6%) did not have a supervision assignment level reported.
- Drug Test Results (Any Drugs)
  - 226 (66%) were not tested for any drugs.
  - 73 (21%) tested negative for all drugs or had results pending.
  - 43 (13%) tested positive for at least one drug.
- COMPAS Recidivism Risk Level
  - 105 (31%) were at “Low” risk to recidivate.
  - 114 (33%) were at “Medium” risk to recidivate.
  - 91 (27%) were at “High” risk to recidivate.
  - 32 (9%) did not have a recidivism risk level reported.

## ***District 41 (Ashland P&P) – Recidivating Offenders***

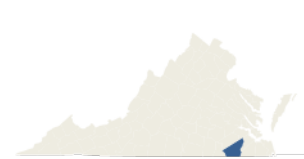
(includes the Counties of Caroline and Hanover)



- 70 (20.5%) of the FY2015 community starters from Ashland P&P were sentenced to a term of state responsible incarceration within three years of their community start date.
- Gender
  - 59 (84%) Male
  - 11 (16%) Female
- Criminal History
  - 25 (36%) had no history of state responsible terms of incarceration.
  - 22 (31%) had exactly one term of state responsible incarceration.
  - 15 (21%) had exactly two terms of state responsible incarceration.
  - 8 (11%) had at least three terms of state responsible incarceration.
- DOC Crime Type
  - 14 (20%) had a “Violent” most serious offense.
  - 43 (61%) had a “Property/Public Order” most serious offense.
  - 10 (14%) had a “Drug” most serious offense.
  - 3 (4%) did not have their offense information reported.
- Age on FY2015 Community Start Date
  - 34 (49%) were younger than age 30.
  - 30 (43%) were between ages 30 and 44.
  - 4 (6%) were between ages 45 and 54.
  - 2 (3%) was age 55 or older.
- Supervision Assignment Level
  - 3 (4%) had a “Low” supervision assignment level.
  - 54 (77%) had a “Medium” supervision assignment level.
  - 10 (14%) had an “Elevated” supervision assignment level.
  - 3 (4%) had a “High” supervision assignment level.
- Drug Test Results (Any Drugs)
  - 29 (41%) were not tested for any drugs.
  - 24 (34%) tested negative for all drugs or had results pending.
  - 17 (24%) tested positive for at least one drug.
- COMPAS Recidivism Risk Level
  - 11 (16%) were at “Low” risk to recidivate.
  - 25 (36%) were at “Medium” risk to recidivate.
  - 33 (47%) were at “High” risk to recidivate.
  - 1 (1%) did not have a recidivism risk level reported.

## District 42 (Franklin P&P) – All Community Starters

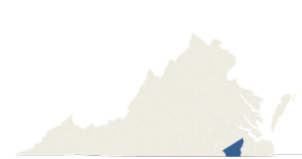
(includes the County of Southampton and the City of Franklin)



- 136 of the FY2015 community starters had Franklin P&P as their primary supervision location.
- Gender
  - 113 (83%) Male
  - 23 (17%) Female
- Criminal History
  - 39 (29%) had no history of state responsible terms of incarceration.
  - 56 (41%) had exactly one term of state responsible incarceration.
  - 23 (17%) had exactly two terms of state responsible incarceration.
  - 18 (13%) had at least three terms of state responsible incarceration.
- DOC Crime Type
  - 32 (23%) had a “Violent” most serious offense.
  - 55 (40%) had a “Property/Public Order” most serious offense.
  - 33 (24%) had a “Drug” most serious offense.
  - 16 (12%) did not have their offense information reported.
- Age on FY2015 Community Start Date
  - 42 (31%) were younger than age 30.
  - 56 (41%) were between ages 30 and 44.
  - 31 (23%) were between ages 45 and 54.
  - 7 (5%) were age 55 or older.
- Supervision Assignment Level
  - 24 (18%) had a “Low” supervision assignment level.
  - 93 (68%) had a “Medium” supervision assignment level.
  - 9 (7%) had an “Elevated” supervision assignment level.
  - 10 (7%) did not have a supervision assignment level reported.
- Drug Test Results (Any Drugs)
  - 48 (35%) were not tested for any drugs.
  - 56 (41%) tested negative for all drugs or had results pending.
  - 32 (23%) tested positive for at least one drug.
- COMPAS Recidivism Risk Level
  - 54 (40%) were at “Low” risk to recidivate.
  - 54 (40%) were at “Medium” risk to recidivate.
  - 18 (13%) were at “High” risk to recidivate.
  - 10 (7%) did not have a recidivism risk level reported.

## District 42 (Franklin P&P) – Recidivating Offenders

(includes the County of Southampton and the City of Franklin)

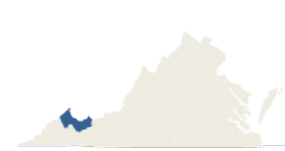


- 26 (19.1%) of the FY2015 community starters from Franklin P&P were sentenced to a term of state responsible incarceration within three years of their community start date.
- Gender
  - 23 (88%) Male
  - 3 (11%) Female
- Criminal History
  - 6 (23%) had no history of state responsible terms of incarceration.
  - 12 (46%) had exactly one term of state responsible incarceration.
  - 3 (11%) had exactly two terms of state responsible incarceration.
  - 5 (19%) had at least three terms of state responsible incarceration.
- DOC Crime Type
  - 6 (23%) had a “Violent” most serious offense.
  - 12 (46%) had a “Property/Public Order” most serious offense.
  - 6 (23%) had a “Drug” most serious offense.
  - 2 (8%) did not have their offense information reported.
- Age on FY2015 Community Start Date
  - 11 (42%) were younger than age 30.
  - 13 (50%) were between ages 30 and 44.
  - 2 (8%) were between ages 45 and 54.
- Supervision Assignment Level
  - 2 (8%) had a “Low” supervision assignment level.
  - 22 (85%) had a “Medium” supervision assignment level.
  - 2 (8%) had an “Elevated” supervision assignment level.
- Drug Test Results (Any Drugs)
  - 7 (27%) were not tested for any drugs.
  - 9 (35%) tested negative for all drugs or had results pending.
  - 10 (38%) tested positive for at least one drug.
- COMPAS Recidivism Risk Level
  - 7 (27%) were at “Low” risk to recidivate.
  - 15 (58%) were at “Medium” risk to recidivate.
  - 3 (11%) were at “High” risk to recidivate.
  - 1 (4%) did not have a recidivism risk level reported.



## District 43 (Tazewell P&P) – All Community Starters

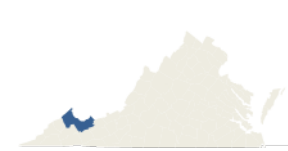
(includes the Counties of Buchanan and Tazewell)



- 700 of the FY2015 community starters had Tazewell P&P as their primary supervision location.
- Gender
  - 465 (66%) Male
  - 235 (34%) Female
- Criminal History
  - 397 (57%) had no history of state responsible terms of incarceration.
  - 194 (28%) had exactly one term of state responsible incarceration.
  - 73 (10%) had exactly two terms of state responsible incarceration.
  - 36 (5%) had at least three terms of state responsible incarceration.
- DOC Crime Type
  - 80 (11%) had a “Violent” most serious offense.
  - 324 (46%) had a “Property/Public Order” most serious offense.
  - 142 (20%) had a “Drug” most serious offense.
  - 154 (22%) did not have their offense information reported.
- Age on FY2015 Community Start Date
  - 222 (32%) were younger than age 30.
  - 329 (47%) were between ages 30 and 44.
  - 107 (15%) were between ages 45 and 54.
  - 42 (6%) were age 55 or older.
- Supervision Assignment Level
  - 89 (13%) had a “Low” supervision assignment level.
  - 504 (72%) had a “Medium” supervision assignment level.
  - 32 (5%) had an “Elevated” supervision assignment level.
  - 75 (11%) did not have a supervision assignment level reported.
- Drug Test Results (Any Drugs)
  - 347 (50%) were not tested for any drugs.
  - 223 (32%) tested negative for all drugs or had results pending.
  - 130 (19%) tested positive for at least one drug.
- COMPAS Recidivism Risk Level
  - 325 (46%) were at “Low” risk to recidivate.
  - 199 (28%) were at “Medium” risk to recidivate.
  - 83 (12%) were at “High” risk to recidivate.
  - 93 (13%) did not have a recidivism risk level reported.

## **District 43 (Tazewell P&P) – Recidivating Offenders**

(includes the Counties of Buchanan and Tazewell)



- 156 (22.3%) of the FY2015 community starters from Tazewell P&P were sentenced to a term of state responsible incarceration within three years of their community start date.
- Gender
  - 119 (76%) Male
  - 37 (24%) Female
- Criminal History
  - 59 (38%) had no history of state responsible terms of incarceration.
  - 50 (32%) had exactly one term of state responsible incarceration.
  - 29 (19%) had exactly two terms of state responsible incarceration.
  - 18 (11%) had at least three terms of state responsible incarceration.
- DOC Crime Type
  - 13 (8%) had a “Violent” most serious offense.
  - 103 (66%) had a “Property/Public Order” most serious offense.
  - 23 (15%) had a “Drug” most serious offense.
  - 17 (11%) did not have their offense information reported.
- Age on FY2015 Community Start Date
  - 59 (38%) were younger than age 30.
  - 74 (47%) were between ages 30 and 44.
  - 20 (13%) were between ages 45 and 54.
  - 3 (2%) were age 55 or older.
- Supervision Assignment Level
  - 2 (1%) had a “Low” supervision assignment level.
  - 132 (85%) had a “Medium” supervision assignment level.
  - 11 (7%) had an “Elevated” supervision assignment level.
  - 11 (7%) did not have a supervision assignment level reported.
- Drug Test Results (Any Drugs)
  - 63 (40%) were not tested for any drugs.
  - 52 (33%) tested negative for all drugs or had results pending.
  - 41 (26%) tested positive for at least one drug.
- COMPAS Recidivism Risk Level
  - 54 (35%) were at “Low” risk to recidivate.
  - 54 (35%) were at “Medium” risk to recidivate.
  - 31 (20%) were at “High” risk to recidivate.
  - 17 (11%) did not have a recidivism risk level reported.

## Administrative P&P – All Community Starters<sup>17</sup>

- 305 of the FY2015 community starters had Administrative P&P as their primary supervision location.
- Gender
  - 261 (86%) Male
  - 44 (14%) Female
- Criminal History
  - 117 (38%) had no history of state responsible terms of incarceration.
  - 134 (44%) had exactly one term of state responsible incarceration.
  - 30 (10%) had exactly two terms of state responsible incarceration.
  - 24 (8%) had at least three terms of state responsible incarceration.
- DOC Crime Type
  - 62 (20%) had a “Violent” most serious offense.
  - 155 (51%) had a “Property/Public Order” most serious offense.
  - 57 (19%) had a “Drug” most serious offense.
  - 31 (10%) did not have their offense information reported.
- Age on FY2015 Community Start Date
  - 97 (32%) were younger than age 30.
  - 143 (47%) were between ages 30 and 44.
  - 48 (16%) were between ages 45 and 54.
  - 17 (6%) were age 55 or older.
- Supervision Assignment Level
  - 30 (10%) had a “Low” supervision assignment level.
  - 218 (71%) had a “Medium” supervision assignment level.
  - 12 (4%) had an “Elevated” supervision assignment level.
  - 6 (2%) had a “High” supervision assignment level.
  - 39 (13%) did not have a supervision assignment level reported.
- Drug Test Results (Any Drugs)
  - 166 (54%) were not tested for any drugs.
  - 89 (29%) tested negative for all drugs or had results pending.
  - 50 (16%) tested positive for at least one drug.
- COMPAS Recidivism Risk Level
  - 42 (14%) were at “Low” risk to recidivate.
  - 47 (15%) were at “Medium” risk to recidivate.
  - 47 (15%) were at “High” risk to recidivate.
  - 169 (55%) did not have a recidivism risk level reported.

---

<sup>17</sup> DOC Operating Procedure 920.1 states that “when an offender is expected to be unavailable for active supervision (generally for a period to exceed 6 months), the offender may be placed on Administrative P&P.”

## *Administrative P&P – Recidivating Offenders<sup>18</sup>*

- 47 (15.4%) of the FY2015 community starters with Administrative P&P as their primary community supervision location were sentenced to a term of state responsible incarceration within three years of their community start date.
- Gender
  - 40 (85%) Male
  - 7 (15%) Female
- Criminal History
  - 19 (40%) had no history of state responsible terms of incarceration.
  - 16 (34%) had exactly one term of state responsible incarceration.
  - 8 (17%) had exactly two terms of state responsible incarceration.
  - 4 (8%) had at least three terms of state responsible incarceration.
- DOC Crime Type
  - 7 (15%) had a “Violent” most serious offense.
  - 27 (57%) had a “Property/Public Order” most serious offense.
  - 9 (19%) had a “Drug” most serious offense.
  - 4 (8%) did not have their offense information reported.
- Age on FY2015 Community Start Date
  - 25 (53%) were younger than age 30.
  - 18 (38%) were between ages 30 and 44.
  - 4 (8%) were between ages 45 and 54.
- Supervision Assignment Level
  - 3 (6%) had a “Low” supervision assignment level.
  - 32 (68%) had a “Medium” supervision assignment level.
  - 1 (2%) had an “Elevated” supervision assignment level.
  - 3 (6%) had a “High” supervision assignment level.
  - 8 (17%) did not have a supervision assignment level reported.
- Drug Test Results (Any Drugs)
  - 22 (47%) were not tested for any drugs.
  - 17 (36%) tested negative for all drugs or had results pending.
  - 8 (17%) tested positive for at least one drug.
- COMPAS Recidivism Risk Level
  - 8 (17%) were at “Low” risk to recidivate.
  - 15 (32%) were at “Medium” risk to recidivate.
  - 15 (32%) were at “High” risk to recidivate.
  - 9 (19%) did not have a recidivism risk level reported.

---

<sup>18</sup> DOC Operating Procedure 920.1 states that “when an offender is expected to be unavailable for active supervision (generally for a period to exceed 6 months), the offender may be placed on Administrative P&P.”

## Voice Verification Biometrics Unit (VVBU) – All Community Starters

- 1,202 of the FY2015 community starters were primarily supervised by VVBU.
- Gender
  - 873 (73%) Male
  - 329 (27%) Female
- Criminal History
  - 622 (52%) had no history of state responsible terms of incarceration.
  - 403 (33%) had exactly one term of state responsible incarceration.
  - 109 (9%) had exactly two terms of state responsible incarceration.
  - 68 (6%) had at least three terms of state responsible incarceration.
- DOC Crime Type
  - 218 (18%) had a “Violent” most serious offense.
  - 488 (41%) had a “Property/Public Order” most serious offense.
  - 264 (22%) had a “Drug” most serious offense.
  - 232 (19%) did not have their offense information reported.
- Age on FY2015 Community Start Date
  - 274 (23%) were younger than age 30.
  - 503 (42%) were between ages 30 and 44.
  - 283 (23%) were between ages 45 and 54.
  - 142 (12%) were age 55 or older.
- Supervision Assignment Level
  - 1,177 (98%) had a “Low” supervision assignment level.
  - 25 (2%) had a “Medium” supervision assignment level.
- Drug Test Results (Any Drugs)
  - 678 (56%) were not tested for any drugs.
  - 404 (34%) tested negative for all drugs or had results pending.
  - 120 (10%) tested positive for at least one drug.
- COMPAS Recidivism Risk Level
  - 907 (75%) were at “Low” risk to recidivate.
  - 185 (15%) were at “Medium” risk to recidivate.
  - 68 (6%) were at “High” risk to recidivate.
  - 42 (3%) did not have a recidivism risk level reported.

## *Voice Verification Biometrics Unit (VVBU) – Recidivating Offenders*

- 2 (0.2%) of the FY2015 community starters primarily supervised by VVBU were sentenced to a term of state responsible incarceration within three years of their community start date.
- Gender
  - 2 (100%) Male
- Criminal History
  - 2 (100%) had exactly one term of state responsible incarceration.
- DOC Crime Type
  - 1 (50%) had a “Violent” most serious offense.
  - 1 (50%) had a “Property/Public Order” most serious offense.
- Age on FY2015 Community Start Date
  - 1 (50%) were between ages 30 and 44.
  - 1 (50%) were between ages 45 and 54.
- Supervision Assignment Level
  - 2 (100%) had a “Low” supervision assignment level.
- Drug Test Results (Any Drugs)
  - 1 (50%) were not tested for any drugs.
  - 1 (50%) tested negative for all drugs or had results pending.
- COMPAS Recidivism Risk Level
  - 2 (100%) were at “Low” risk to recidivate.

## Time to Recidivate in Days by Characteristics

Just as recidivism rates vary among offenders with different offense types and risk characteristics; the time to recidivate also varies. This report shows recidivism rates and time to recidivism by offender demographics, substance abuse history, criminal history, supervision level, and COMPAS recidivism risk level. The tables below shows the number of days from the start of community supervision to the recidivated date among FY2015 community starters that recidivated and the percent of offenders who recidivated. For each category, four percentiles and the average time to recidivate are displayed. For example, of the 4,909 males who recidivated, 25% had an SR incarceration within 322 days, half had an SR incarceration within 551 days, 75% had an SR incarceration within 791 days and all were within 1,095 days. On average, male recidivist had an SR incarceration within 554 days. Of all males that started community supervision in FY2015, 23.6% had an SR incarceration within three years.

Demographic factors such as gender, race, and age have been found to be predictors of recidivism. Even though males are more likely to recidivate, they spent longer on average in the community prior to recidivating than female offenders (554 and 537 days, respectively). The same pattern is seen with age of the offender at community start; younger offenders are more likely to recidivate but spent more time in the community prior to recidivating than older offenders. Black offenders spent on average 19 more days in the community before starting an SR incarceration term than white offenders (562 and 543, respectively).

Drug use has also been found to be associated with recidivism. Offenders who had tested negative for all drugs or had results pending prior to starting supervision spent, on average, 57 more days in the community before having an SR incarceration than offenders who had previously tested positive for at least one drug (574 and 517, respectively). Offenders who have tested positive for opioids or cocaine, or both, prior to starting community supervision spent, on average, between 507 and 511 days on supervision before starting an SR incarceration term.

Offender criminal history is also a known factor in predicting recidivism. Offenders who had two or more prior SR terms of incarceration spent less time in the community before starting an SR incarceration term than offenders with one or no history of SR incarcerations. Offenders whose crime type of their most serious offense was drugs spent on average 31 more days in the community than offenders with violent (583 and 552, respectively) or property/public order crime types (583 and 536, respectively).

The COMPAS risk and needs assessment tool is used by the VADOC to determine risk of general recidivism. Offenders who were classified as high risk on the general risk of recidivism scale spent less time in the community before starting an SR incarceration term than offenders who were classified as medium or low risk. Of the offenders who had a supervision assignment level, offenders who were supervised at a low level spent the least amount of time in the community while offenders who were supervised at a high level spent the most time in the community before starting an SR incarceration.

Time to Recidivate in Days for FY2015 Community Starters								
Percentiles		N	25th	50th*	75th	100th	Average	Recidivism Rate
<b>All Recidivist</b>		<b>5,852</b>	316	546	789	1,095	551	<b>21.7%</b>
<b>Gender</b>								
	Male	4,909	322	551	791	1,095	554	23.6%
	Female	943	293	513	778	1,094	537	15.2%
<b>Race</b>								
	Black	2,697	333	554	803	1,095	562	22.8%
	White	3,138	305	537	777	1,095	543	20.9%
	American Indian or Alaskan Native	6	156	467	767	1,014	488	24.0%
	Asian or Pacific Islander	11	284	435	895	1,054	527	7.9%
<b>Age at Community Start Date</b>								
	Younger than Age 30	2,438	351	571	799	1,095	571	23.9%
	Between Ages 30 and 44	2,392	308	540	790	1,095	547	22.3%
	Between Ages 45 and 54	821	268	491	765	1,095	514	18.9%
	Age 55 or Older	201	277	472	781	1,095	518	11.4%
<b>Drug Test Results (Any Drug)</b>								
	Not Tested for Any Drugs	1,978	343	563	793	1,095	565	15.1%
	Tested Negative for All Drugs or Had Results Pending	1,857	339	575	816	1,095	574	22.9%
	Tested Positive for at Least One Drug	2,017	282	497	757	1,095	517	34.7%
<b>History of Positive Drug Tests (Opioids &amp; Cocaine)</b>								
	Negative both Opioids and Cocaine	4,503	331	562	803	1,095	564	19.3%
	Positive Only Cocaine	518	285	483	726	1,095	508	36.7%
	Positive Only Opioids	523	267	497	758	1,085	507	35.1%
	Positive both Opioids and Cocaine	308	300	478	725	1,091	511	40.3%
<b>Criminal History</b>								
	No History of State Responsible Terms of Incarceration	2,014	320	557	788	1,095	555	15.2%
	Exactly One Term of State Responsible Incarceration	1,741	316	551	810	1,095	555	22.9%
	Exactly Two Term of State Responsible Incarceration	1,028	305	540	777	1,095	544	30.9%
	At Least Three Terms of State Responsible Incarceration	1,069	324	529	783	1,095	547	37.9%
<b>Violent by §17.1-805</b>								
	No	3,407	308	539	788	1,095	547	19.0%
	Yes	2,445	328	552	792	1,095	558	26.9%
<b>Crime Type</b>								
	Violent	1,251	317	546	788	1,095	552	23.4%
	Property/Public Order	3,093	295	522	776	1,095	536	26.8%
	Drug	1,052	355	595	819	1,093	583	18.2%
	Not Yet Reported	456	364	600	805	1,093	586	10.5%

\*50th percentile=Median.



**Time to Recidivate in Days for FY2015 Community Starters**

Percentiles		N	25th	50th*	75th	100th	Average	Recidivism Rate
<b>All Recidivist</b>		<b>5,852</b>	316	546	789	1,095	551	<b>21.7%</b>
<b>Most Serious Offense</b>								
	Capital Murder	1	497	497	497	497	497	16.7%
	Homicide- 1st	8	315	559	897	1,041	593	11.1%
	Homicide-2nd	2	678	733	--	788	733	5.3%
	Manslaughter	13	365	716	795	992	616	11.9%
	Abduction	49	392	602	898	1,095	619	19.4%
	Rape/Sexual Assault	186	253	463	728	1,073	494	26.8%
	Robbery	284	362	616	865	1,095	596	24.8%
	Assault	564	308	513	742	1,095	528	23.0%
	Weapons	144	381	617	807	1,095	601	24.5%
	Arson	45	297	553	779	1,017	539	30.0%
	Burglary/B&E	613	339	570	802	1,095	571	31.8%
	Larceny/Fraud	1,922	294	519	775	1,095	535	27.3%
	Conspiracy	7	493	857	1,024	1,090	808	15.9%
	Sex Offense	92	237	441	713	1,072	493	26.7%
	DUI	104	342	533	745	1,078	542	13.2%
	Habitual Offender	113	248	519	766	1,073	519	17.3%
	Other Non-Violent	197	187	406	705	1,067	446	32.8%
	Drug Sales	495	355	595	822	1,093	586	16.9%
	Drug Possession	557	356	597	819	1,086	580	19.6%
	Not Reported	456	364	600	805	1,093	586	10.5%
<b>Supervision Assignment Level</b>								
	Low	265	252	536	803	1,093	534	5.3%
	Medium	4,211	322	557	796	1,095	557	24.1%
	Elevated	780	316	513	766	1,095	538	34.8%
	High	384	354	532	747	1,095	558	46.5%
	Do Not Have Supervision Assignment Level Reported	212	196	480	792	1,094	497	14.0%
<b>COMPAS Recidivism Risk Level</b>								
	Low	1,126	315	567	795	1,095	556	12.5%
	Medium	1,926	355	581	819	1,095	581	23.4%
	High	2,515	331	533	780	1,095	552	36.0%
	Did Not Have a Recidivism Risk Level	285	76	228	511	1,071	327	10.2%

\*50th percentile=Median.