

Recidivism of Supervisees Starting Community Supervision During FY2016



Research - Evaluation Unit

Virginia Department of Corrections

October 2021

Table of Contents

Introduction	5
Methodology.....	6
Definitions of Key Terms & Measures.....	7
Characteristics and Results	9
All FY2016 Community Starters	10
<i>Recidivating FY2016 Community Starters</i>	11
District 1 (Richmond P&P) – All Community Starters	13
<i>District 1 (Richmond P&P) – Recidivating Supervisees</i>	14
District 2 (Norfolk P&P) – All Community Starters	15
<i>District 2 (Norfolk P&P) – Recidivating Supervisees</i>	16
District 3 (Portsmouth P&P) – All Community Starters	17
<i>District 3 (Portsmouth P&P) – Recidivating Supervisees</i>	18
District 4 (Accomac P&P) – All Community Starters	19
<i>District 4 (Accomac P&P) – Recidivating Supervisees</i>	20
District 5 (Gloucester P&P) – All Community Starters.....	21
<i>District 5 (Gloucester P&P) – Recidivating Supervisees</i>	22
District 6 (Suffolk P&P) – All Community Starters	23
<i>District 6 (Suffolk P&P) – Recidivating Supervisees</i>	24
District 7 (Petersburg P&P) – All Community Starters.....	25
<i>District 7 (Petersburg P&P) – Recidivating Supervisees</i>	26
District 8 (South Boston P&P) – All Community Starters.....	27
<i>District 8 (South Boston P&P) – Recidivating Supervisees</i>	28
District 9 (Charlottesville P&P) – All Community Starters	29
<i>District 9 (Charlottesville P&P) – Recidivating Supervisees</i>	30
District 10 (Arlington P&P) – All Community Starters.....	31
<i>District 10 (Arlington P&P) – Recidivating Supervisees</i>	32
District 11 (Winchester P&P) – All Community Starters	33
<i>District 11 (Winchester P&P) – Recidivating Supervisees</i>	34
District 12 (Staunton P&P) – All Community Starters.....	35
<i>District 12 (Staunton P&P) – Recidivating Supervisees</i>	36
District 13 (Lynchburg P&P) – All Community Starters.....	37
<i>District 13 (Lynchburg P&P) – Recidivating Supervisees</i>	38

District 14 (Danville P&P) – All Community Starters.....	39
<i>District 14 (Danville P&P) – Recidivating Supervisees.....</i>	<i>40</i>
District 15 (Roanoke P&P) – All Community Starters	41
<i>District 15 (Roanoke P&P) – Recidivating Supervisees.....</i>	<i>42</i>
District 16 (Wytheville P&P) – All Community Starters	43
<i>District 16 (Wytheville P&P) – Recidivating Supervisees.....</i>	<i>44</i>
District 17 (Abingdon P&P) – All Community Starters	45
<i>District 17 (Abingdon P&P) – Recidivating Supervisees</i>	<i>46</i>
District 18 (Norton P&P) – All Community Starters	47
<i>District 18 (Norton P&P) – Recidivating Supervisees</i>	<i>48</i>
District 19 (Newport News P&P) – All Community Starters	49
<i>District 19 (Newport News P&P) – Recidivating Supervisees.....</i>	<i>50</i>
District 20 (Bedford P&P) – All Community Starters	51
<i>District 20 (Bedford P&P) – Recidivating Supervisees.....</i>	<i>52</i>
District 21 (Fredericksburg P&P) – All Community Starters	53
<i>District 21 (Fredericksburg P&P) – Recidivating Supervisees.....</i>	<i>54</i>
District 22 (Martinsville P&P) – All Community Starters	55
<i>District 22 (Martinsville P&P) – Recidivating Supervisees.....</i>	<i>56</i>
District 23 (Virginia Beach P&P) – All Community Starters.....	57
<i>District 23 (Virginia Beach P&P) – Recidivating Supervisees</i>	<i>58</i>
District 24 (Farmville P&P) – All Community Starters.....	59
<i>District 24 (Farmville P&P) – Recidivating Supervisees.....</i>	<i>60</i>
District 25 (Leesburg P&P) – All Community Starters.....	61
<i>District 25 (Leesburg P&P) – Recidivating Supervisees</i>	<i>62</i>
District 26 (Culpeper P&P) – All Community Starters.....	63
<i>District 26 (Culpeper P&P) – Recidivating Supervisees</i>	<i>64</i>
District 27 (Chesterfield P&P) – All Community Starters	65
<i>District 27 (Chesterfield P&P) – Recidivating Supervisees.....</i>	<i>66</i>
District 28 (Radford P&P) – All Community Starters.....	67
<i>District 28 (Radford P&P) – Recidivating Supervisees.....</i>	<i>68</i>
District 29 (Fairfax P&P) – All Community Starters.....	69
<i>District 29 (Fairfax P&P) – Recidivating Supervisees.....</i>	<i>70</i>
District 30 (Hampton P&P) – All Community Starters	71

<i>District 30 (Hampton P&P) – Recidivating Supervisees</i>	72
District 31 (Chesapeake P&P) – All Community Starters	73
<i>District 31 (Chesapeake P&P) – Recidivating Supervisees</i>	74
District 32 (Henrico P&P) – All Community Starters.....	75
<i>District 32 (Henrico P&P) – Recidivating Supervisees</i>	76
District 33 (Warsaw P&P) – All Community Starters	77
<i>District 33 (Warsaw P&P) – Recidivating Supervisees</i>	78
District 34 (Williamsburg P&P) – All Community Starters	79
<i>District 34 (Williamsburg P&P) – Recidivating Supervisees</i>	80
District 35 (Manassas P&P) – All Community Starters.....	81
<i>District 35 (Manassas P&P) – Recidivating Supervisees</i>	82
District 36 (Alexandria P&P) – All Community Starters	83
<i>District 36 (Alexandria P&P) – Recidivating Supervisees</i>	84
District 37 (Rocky Mount P&P) – All Community Starters	85
<i>District 37 (Rocky Mount P&P) – Recidivating Supervisees</i>	86
District 38 (Emporia P&P) – All Community Starters	87
<i>District 38 (Emporia P&P) – Recidivating Supervisees</i>	88
District 39 (Harrisonburg P&P) – All Community Starters	89
<i>District 39 (Harrisonburg P&P) – Recidivating Supervisees</i>	90
District 40 (Fincastle P&P) – All Community Starters	91
<i>District 40 (Fincastle P&P) – Recidivating Supervisees</i>	92
District 41 (Ashland P&P) – All Community Starters.....	93
<i>District 41 (Ashland P&P) – Recidivating Supervisees</i>	94
District 42 (Franklin P&P) – All Community Starters.....	95
<i>District 42 (Franklin P&P) – Recidivating Supervisees</i>	96
District 43 (Tazewell P&P) – All Community Starters	97
<i>District 43 (Tazewell P&P) – Recidivating Supervisees</i>	98
Administrative P&P – All Community Starters.....	99
<i>Administrative P&P – Recidivating Supervisees</i>	100
Voice Verification Biometrics Unit (VVB�) – All Community Starters	101
<i>Voice Verification Biometrics Unit (VVB�) – Recidivating Supervisees</i>	102
<i>Time to Recidivate in Days by Characteristics</i>	103
<i>Summary and Conclusions</i>	106

Introduction

One of the most revealing ways a correctional agency can assess its success is by measuring recidivism. The Virginia Department of Corrections (VADOC) has been doing this for years by calculating the three-year re-incarceration rate of its State Responsible (SR) inmates released from a term of incarceration. Virginia has the second lowest three-year re-incarceration rate among SR inmate releases with a rate of 23.9% among inmates released during FY2016.

Measuring re-incarceration of SR Releases only tells part of the story. Not all supervisees entrusted to VADOC's care experience incarceration. In fact, only 35.1% of the community starters analyzed in this study were released from SR incarceration in FY2016¹. This means that the success or failure of supervisees cannot be assessed through the re-incarceration rate of SR Releases alone.

Measuring the recidivism of supervisees on community supervision is crucial in following VADOC's mission. After all, VADOC's work doesn't end upon an inmate's release from prison. In order to "enhance the quality of life in the Commonwealth by improving public safety," the VADOC needs to understand the level of success its supervisees in the community experience after receiving re-entry programming and services.

This report aims to explore the outcomes of community supervision, detailing the characteristics of the supervisees as well as those who become incarcerated during the three years following their supervision start date.

For additional information, please contact:

Tama S. Celi, Ph.D.

Chief of Research

Virginia Department of Corrections

804-887-8474

Tama.Celi@vadoc.virginia.gov

Hanna Hatfield

Senior Research Analyst, Evaluation Unit

Virginia Department of Corrections

Hanna.Hatfield@vadoc.virginia.gov

¹ Includes FY2016 SR releases from jails.

Methodology

This project tracks the recidivism of supervisees who started community supervision with VADOC during FY2016. FY2016 was chosen as the year to analyze because it is the most recent year for which a three-year follow-up is available with mature data².

A “community start” occurs when a supervisee transfers³ to a P&P district from a location that is not a P&P district⁴. In order to be considered a valid community start for the purposes of this project, the supervisee must have stayed at his/her starting P&P district location for more than two weeks (14 days)⁵, must have spent more time being supervised in a P&P district than on interstate compact supervision during the study period, and must not have served a sentence from another state⁶. Because a supervisee may have had multiple community stays that exceeded two weeks during FY2016, this study analyzes the supervisee’s first community start with a stay of more than two weeks.

Because supervisees frequently move between P&P districts while on community supervision, supervisees in this study are classified by the P&P district where they were supervised for the **longest time** between their community start date and their three-year follow-up date (New Court Commitment Date [NCC Date] or parole revocation date if they recidivate).

Although Administrative P&P⁷ is not considered a P&P district in this study, supervisees are included in the Administrative P&P section of the report if that is a location where they spent the most time between their community start date and their three-year follow-up date (if they recidivated, their NCC date or parole revocation date). These supervisees are included in this report because they had a supervision obligation.

Supervisees are included in the Voice Verification Biometrics Unit (VVBU) section of the report because most of their time in the community was overseen by the VVBU, which primarily serves low-risk supervisees on community supervision. VVBU began its operations in September 2015.

A supervisee is considered a recidivist if he/she is sentenced to a term of state responsible incarceration⁸ within three years following his/her community start date, even if he/she is no longer on community supervision at the time of the recidivating offense. A supervisee is not considered a recidivist if he/she is not sentenced to a term of state responsible incarceration.

² The data used in this report is current as of May 28, 2021.

³ The supervisee must have transferred from a location other than a P&P district to a P&P district for a reason other than investigation.

⁴ Locations that are not P&P districts include: local jails, VADOC facilities, Community Corrections Alternative Programs (CCAPs), Administrative P&P, Community Sex Offender Programs, Interstate Compact Community Supervision, Fugitive Unit, Detainer Unit, and Pre-release Unit. For this project, CCAPs are not considered community supervision locations because supervisees confined in these facilities are unlikely to have the same opportunities to recidivate as supervisees reporting to a P&P district.

⁵ The two week community stay requirement was added in order to exclude supervisees who present for supervision, but upon investigation, do not have a supervision obligation with VADOC.

⁶ 252 supervisees were removed due to spending more time supervised on interstate compact supervision than in a P&P district during the study period. 651 supervisees were removed due to serving an out of state sentence in a P&P district. Removing these supervisees produces a recidivism rate of 20.6% compared to a rate of 20.1% if they were left in the analysis.

⁷ Administrative P&P supervisees are those who are unavailable to be actively supervised by a district, generally for at least a six-month period. These supervisees may include absconders, supervisees with long hospital stays, or other supervisees who may be unavailable for active supervision.

⁸ Thirty-two supervisees from the community starters studied had an SR parole violation within three years following their community start date. Twenty were new crime parole violators and twelve were technical parole violators.

Definitions of Key Terms & Measures

Age on FY2016 Community Start Date*† – The age of the supervisee on the date he/she began community supervision at a P&P district during FY2016.

COMPAS (Correctional Offender Management Profiling for Alternative Sanctions) – This represents the system of risk/needs assessments developed by Equivant in its Northpointe Suite. These assessments focus on dynamic risk factors that are known to affect recidivism, and are designed to aid in correctional intervention to decrease the likelihood of recidivism⁹.

COMPAS Recidivism Risk Level*† – This represents the predictor of a supervisee’s likelihood to recidivate based on his/her specific criminogenic needs.

Criminal History*† – The number of SR incarcerations that a supervisee had before his/her community start date.

DOC Crime Type* – Indicates the crime type of the supervisee’s most serious offense for which he/she is currently on supervision. Includes the categories Violent, Property/Public Order (PPO), Drug, and Not Reported.

History of Positive Drug Tests for Multiple Drugs (Both Opioids and Cocaine)*† – The existence of at least one positive drug test result for Opioids and/or Cocaine in the time before their community start, until their recidivating date, or within three years post community start. Drug tests for alcohol were not analyzed.

History of Positive Drug Tests for Methamphetamine† – The existence of a positive drug test result for Methamphetamine in the time before their community start, until their recidivating date, or within three years post community start. Drug tests for alcohol were not analyzed.

Gender*† – The gender of the supervisee as recorded in Virginia CORIS.

Major Metropolitan Area – For a district to be considered part of a “Major Metropolitan Area,” it must comprise one or more localities that are part of any of the following three metropolitan statistical areas, as defined by the U.S. Census Bureau:

- **Richmond, VA** (includes the cities of Colonial Heights, Hopewell, Petersburg, and Richmond and the counties of Amelia, Caroline, Charles City, Chesterfield, Dinwiddie, Goochland, Hanover, Henrico, King William, New Kent, Powhatan, Prince George, and Sussex)
- **Virginia Beach-Norfolk-Newport News, VA-NC** (includes the cities of Chesapeake, Hampton, Newport News, Norfolk, Poquoson, Portsmouth, Suffolk, Virginia Beach, and Williamsburg and the counties of Gloucester, Isle of Wight, James City, Mathews, and York)

⁹ Equivant. (2017). Practitioner’s guide to COMPAS Core.

*Indicates a measure included in the description of FY2016 community starters & recidivists (p. 10-102)

† Indicates a measure used in the statistical model developed to identify predictors of community recidivism (p. 9)

- **Washington-Arlington-Alexandria, DC-VA-MD-WV** (includes the cities of Alexandria, Fairfax, Falls Church, Fredericksburg, Manassas, and Manassas Park and the counties of Arlington, Clarke, Culpeper, Fairfax, Fauquier, Loudoun, Prince William, Rappahannock, Spotsylvania, Stafford, and Warren)

In this analysis, Major Metropolitan Area is measured as the P&P district location in which a supervisee spent the most time between his/her community start date and either 1) the three-years following the community start date if the supervisee did not recidivate or 2) the New Court Commitment Date (NCC Date) or parole revocation date if the supervisee did recidivate.

State Responsible (SR) – The SR definition has changed over time and is dependent on several factors: date of offense, offense type (felony or misdemeanor), sentence length and how the sentence is expressed (i.e., years, months, days, or some combination thereof). Any inmate who meets one of the SR criteria below is considered State Responsible.

Offense Date	Offense Type	Sentence Length	Expressed In	State Responsible
Before 1/1/1995	At Least 1 Felony	> 2 Years	Years	YES
Before 1/1/1995	At Least 1 Felony	> 24 Months	Months or Days	YES
Before 1/1/1995	No Felonies	ANY	ANY	NO
Between 1/1/1995 - 6/30/1997	At Least 1 Felony	> 6 Months	Years, Months or Days	YES
Between 1/1/1995 - 6/30/1997	No Felonies	ANY	ANY	NO
Between 7/1/1997 - 8/31/1998	At Least 1 Felony	>= 1 Year	Years	YES
Between 7/1/1997 - 8/31/1998	At Least 1 Felony	>= 12 Months	Months or Days	YES
Between 7/1/1997 - 8/31/1998	No Felonies	ANY	ANY	NO
9/1/1998 – Present	At Least 1 Felony	>= 1 Year	Years	YES
9/1/1998 – Present	At Least 1 Felony	> 12 Months	Months or Days	YES
9/1/1998 – Present	ANY	= 12 Months	Months or Days	NO
9/1/1998 – Present	No Felonies	ANY	ANY	NO

Supervision Assignment Level* – This indicates the level at which the supervisee is supervised, as assigned by the supervising officer. In this analysis, Supervision Assignment Level is measured as the longest approved level of supervision held by a supervisee for the period studied.

*Indicates a measure included in the description of FY2016 community starters & recidivists (p. 10-102)

Characteristics and Results

The following pages with green headings show the characteristics of the community starters during FY2016, arranged by the community location where they were supervised the longest during the study period.

Pages with italicized orange headings show the characteristics of the recidivating supervisees —those who have an NCC date or a parole revocation date within three years following their start on community supervision during FY2016.

Regression analysis shows that, when all other factors are kept constant, certain factors are statistically significant predictors of a recidivating supervisee on community supervision¹⁰. These factors include the following:

- Males were more likely to recidivate than females.
- Supervisees who started community supervision at a younger age were more likely to recidivate than those who started at an older age.
- Supervisees who had more SR terms of incarceration prior to their community start date were more likely to recidivate than those who had fewer SR terms of incarceration.
- Supervisees with a higher COMPAS recidivism risk level were more likely to recidivate than those with a lower COMPAS risk level.
- Supervisees who tested positive for both opioids and cocaine were more likely to recidivate than those who did not test positive for opioids and/or cocaine.
- Supervisees who tested positive for methamphetamines were more likely to recidivate than those who did not test positive for methamphetamines.

NOTE: Due to rounding, the sum of percentages in each category found on the following pages may range from 99% to 101%

¹⁰ Determined using a logistical regression model controlling for gender, age at community start, number of previous SR incarcerations, COMPAS recidivism risk level, and testing positive for opioids and cocaine, and methamphetamines prior to their 3-year follow up date. The factors identified as predictors were all significant at $p < .0001$.

All FY2016 Community Starters

- 29,457 supervisees were considered community starters in FY2016.
- Gender
 - 22,463 (76%) Male
 - 6,998 (24%) Female
 - 6 (<1%) Other
- Criminal History
 - 14,209 (48%) had no history of state responsible terms of incarceration.
 - 8,655 (29%) had exactly one term of state responsible incarceration.
 - 3,500 (12%) had exactly two terms of state responsible incarceration.
 - 3,093 (11%) had at least three terms of state responsible incarceration.
- DOC Crime Type
 - 6,397 (22%) had a “Violent” most serious offense.
 - 13,999 (48%) had a “Property/Public Order” most serious offense.
 - 7,914 (27%) had a “Drug” most serious offense.
 - 1,147 (4%) did not have their offense information reported.
- Age on FY2016 Community Start Date
 - 10,716 (36%) were younger than age 30.
 - 11,948 (41%) were between ages 30 and 44.
 - 4,683 (16%) were between ages 45 and 54.
 - 2,110 (7%) were age 55 or older.
- Supervision Assignment Level
 - 4,637 (16%) had a “Low” supervision assignment level.
 - 17,381 (59%) had a “Medium” supervision assignment level.
 - 2,474 (8%) had an “Elevated” supervision assignment level¹¹.
 - 983 (3%) had a “High” supervision assignment level.
 - 3,982 (14%) did not have a supervision assignment level reported.
- History of Positive Drug Tests for Multiple Drugs (Both Opioids and Cocaine)
 - 3,053 (10%) had no drug test history.
 - 20 (<1%) were not tested for Opioids or Cocaine.
 - 15,918 (54%) tested negative for Opioids or Cocaine.
 - 3,920 (13%) tested positive for Opioids only.
 - 3,548 (12%) tested positive for Cocaine only.
 - 2,998 (10%) tested positive for Opioids and Cocaine.
- History of Positive Drug Test Results for Meth¹²
 - 29,179 (99.1%) tested negative for Meth.
 - 278 (<1%) tested positive for Meth.
- COMPAS Recidivism Risk Level
 - 8,598 (29%) were at “Low” risk to recidivate.
 - 8,451 (29%) were at “Medium” risk to recidivate.
 - 7,395 (25%) were at “High” risk to recidivate.
 - 5,013 (17%) did not have a recidivism risk level reported.

¹¹ The “Elevated” supervision assignment level was used in FY2016 but has since been discontinued.

¹² Meth results will not be displayed for each district due to the small proportion (<1%) of FY2016 Community Starters that tested positive.

Recidivating FY2016 Community Starters

- 6,067 (20.6%) of the FY2016 community starters were sentenced to a term of state responsible incarceration or violated parole within three years of their community start date¹³.
- Gender
 - 5,077 (84%) Male
 - 990 (16%) Female
- Criminal History
 - 2,022 (33%) had no history of state responsible terms of incarceration.
 - 1,895 (31%) had exactly one term of state responsible incarceration.
 - 1,019 (17%) had exactly two terms of state responsible incarceration.
 - 1,131 (19%) had at least three terms of state responsible incarceration.
- DOC Crime Type
 - 1,397 (23%) had a “Violent” most serious offense.
 - 3,208 (53%) had a “Property/Public Order” most serious offense.
 - 1,352 (22%) had a “Drug” most serious offense.
 - 110 (2%) did not have their offense information reported.
- Age on FY2016 Community Start Date
 - 2,510 (41%) were younger than age 30.
 - 2,488 (41%) were between ages 30 and 44.
 - 849 (14%) were between ages 45 and 54.
 - 220 (4%) were age 55 or older.
- Supervision Assignment Level
 - 210 (4%) had a “Low” supervision assignment level.
 - 4,102 (68%) had a “Medium” supervision assignment level.
 - 906 (15%) had an “Elevated” supervision assignment level.
 - 450 (7%) had a “High” supervision assignment level.
 - 399 (7%) did not have a supervision assignment level reported.
- History of Positive Drug Tests for Multiple Drugs (Both Opioids and Cocaine)
 - 435 (7%) had no drug test history.
 - 2 (<1%) were not tested for Opioids or Cocaine.
 - 2,638 (44%) tested negative for Opioids or Cocaine.
 - 913 (15%) tested positive for Opioids only.
 - 1,058 (17%) tested positive for Cocaine only.
 - 1,021 (17%) tested positive for Opioids and Cocaine.
- History of Positive Drug Test Results for Meth
 - 5,961 (98.3%) tested negative for Meth.
 - 106 (1.7%) tested positive for Meth.
- COMPAS Recidivism Risk Level
 - 1,109 (18%) were at “Low” risk to recidivate.
 - 2,092 (35%) were at “Medium” risk to recidivate.
 - 2,557 (42%) were at “High” risk to recidivate.
 - 309 (5%) did not have a recidivism risk level reported.

¹³ 630 (2.1%) supervisees died within the three-year follow-up period. These supervisees are still included in the recidivism calculation as they still had the opportunity to recidivate prior to death.

Recidivism Rates By Community Supervision Location

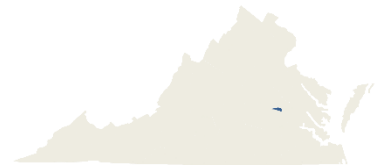
Community Supervision Location	Recidivism Rate*	Pages of Report
District 1 - Richmond P&P	25.1%	13-14
District 2 - Norfolk P&P	23.5%	15-16
District 3 - Portsmouth P&P	19.5%	17-18
District 4 - Accomac P&P	20.3%	19-20
District 5 - Gloucester P&P	30.4%	21-22
District 6 - Suffolk P&P	24.3%	23-24
District 7 - Petersburg P&P	21.1%	25-26
District 8 - South Boston P&P	17.9%	27-28
District 9 - Charlottesville P&P	24.4%	29-30
District 10 - Arlington P&P	16.8%	31-32
District 11 - Winchester P&P	25.6%	33-34
District 12 - Staunton P&P	29.0%	35-36
District 13 - Lynchburg P&P	18.6%	37-38
District 14 - Danville P&P	19.3%	39-40
District 15 - Roanoke P&P	23.2%	41-42
District 16 - Wytheville P&P	32.0%	43-44
District 17 - Abingdon P&P	24.2%	45-46
District 18 - Norton P&P	18.7%	47-48
District 19 - Newport News P&P	22.0%	49-50
District 20 - Bedford P&P	12.4%	51-52
District 21 - Fredericksburg P&P	22.7%	53-54
District 22 - Martinsville P&P	21.7%	55-56
District 23 - Virginia Beach P&P	21.4%	57-58
District 24 - Farmville P&P	24.1%	59-60
District 25 - Leesburg P&P	20.7%	61-62
District 26 - Culpeper P&P	25.4%	63-64
District 27 - Chesterfield P&P	18.4%	65-66
District 28 - Radford P&P	21.1%	67-68
District 29 - Fairfax P&P	9.2%	69-70
District 30 - Hampton P&P	21.9%	71-72
District 31 - Chesapeake P&P	38.3%	73-74
District 32 - Henrico P&P	26.6%	75-76
District 33 - Warsaw P&P	31.7%	77-78
District 34 - Williamsburg P&P	20.4%	79-80
District 35 - Manassas P&P	19.5%	81-82
District 36 - Alexandria P&P	14.8%	83-84
District 37 - Rocky Mount P&P	16.6%	85-86
District 38 - Emporia P&P	28.9%	87-88
District 39 - Harrisonburg P&P	37.6%	89-90
District 40 - Fincastle P&P	23.4%	91-92
District 41 - Ashland P&P	21.9%	93-94
District 42 - Franklin P&P	18.8%	95-96
District 43 - Tazewell P&P	21.3%	97-98
Administrative P&P	19.0%	99-100
Voice Verification Biometrics Unit (VVBV)	1.2%	101-102
Overall	20.6%	10-11

NOTE: Recidivists are categorized by the community location where they were supervised longest during the study period.

*Indicates a state responsible term of incarceration within three years of their FY2016 community start date

District 1 (Richmond P&P) – All Community Starters

(includes the City of Richmond)



- 1,300 of the FY2016 community starters had Richmond P&P as their primary supervision location.
- Gender
 - 1,083 (83%) Male
 - 217 (17%) Female
- Criminal History (prior to FY2016 community start date)
 - 392 (30%) had no history of state responsible terms of incarceration.
 - 438 (34%) had exactly one term of state responsible incarceration.
 - 235 (18%) had exactly two terms of state responsible incarceration.
 - 235 (18%) had at least three terms of state responsible incarceration.
- DOC Crime Type
 - 400 (31%) had a “Violent” most serious offense.
 - 481 (37%) had a “Property/Public Order” most serious offense.
 - 402 (31%) had a “Drug” most serious offense.
 - 17 (1%) did not have their offense information reported.
- Age on FY2016 Community Start Date
 - 477 (37%) were younger than age 30.
 - 469 (36%) were between ages 30 and 44.
 - 250 (19%) were between ages 45 and 54.
 - 104 (8%) were age 55 or older.
- Supervision Assignment Level
 - 18 (1%) had a “Low” supervision assignment level.
 - 1,028 (79%) had a “Medium” supervision assignment level.
 - 118 (9%) had an “Elevated” supervision assignment level.
 - 81 (6%) had a “High” supervision assignment level.
 - 55 (4%) did not have a supervision assignment level reported.
- History of Positive Drug Tests for Multiple Drugs (Both Opioids and Cocaine)
 - 44 (3%) had no drug test history.
 - 621 (48%) tested negative for Opioids or Cocaine.
 - 160 (12%) tested positive for Opioids only.
 - 171 (13%) tested positive for Cocaine only.
 - 304 (23%) tested positive for Opioids and Cocaine.
- COMPAS Recidivism Risk Level
 - 261 (20%) were at “Low” risk to recidivate.
 - 436 (34%) were at “Medium” risk to recidivate.
 - 494 (38%) were at “High” risk to recidivate.
 - 109 (8%) did not have a recidivism risk level reported.

District 1 (Richmond P&P) – Recidivating Supervisees

(includes the City of Richmond)



- 326 (25.1%) of the FY2016 community starters from Richmond P&P were sentenced to a term of state responsible incarceration within three years of their community start date.
- Gender
 - 288 (88%) Male
 - 38 (12%) Female
- Criminal History
 - 65 (20%) had no history of state responsible terms of incarceration.
 - 124 (38%) had exactly one term of state responsible incarceration.
 - 61 (19%) had exactly two terms of state responsible incarceration.
 - 76 (23%) had at least three terms of state responsible incarceration.
- DOC Crime Type
 - 112 (34%) had a “Violent” most serious offense.
 - 123 (38%) had a “Property/Public Order” most serious offense.
 - 89 (27%) had a “Drug” most serious offense.
 - 2 (1%) did not have their offense information reported.
- Age on FY2016 Community Start Date
 - 164 (50%) were younger than age 30.
 - 102 (31%) were between ages 30 and 44.
 - 51 (16%) were between ages 45 and 54.
 - 9 (3%) were age 55 or older.
- Supervision Assignment Level
 - 1 (<1%) had a “Low” supervision assignment level.
 - 226 (69%) had a “Medium” supervision assignment level.
 - 51 (16%) had an “Elevated” supervision assignment level.
 - 41 (13%) had a “High” supervision assignment level.
 - 7 (2%) did not have a supervision assignment level reported.
- History of Positive Drug Tests for Multiple Drugs (Both Opioids and Cocaine)
 - 12 (4%) had no drug test history.
 - 139 (43%) tested negative for Opioids or Cocaine.
 - 31 (10%) tested positive for Opioids only.
 - 39 (12%) tested positive for Cocaine only.
 - 105 (32%) tested positive for Opioids and Cocaine.
- COMPAS Recidivism Risk Level
 - 42 (13%) were at “Low” risk to recidivate.
 - 105 (32%) were at “Medium” risk to recidivate.
 - 170 (52%) were at “High” risk to recidivate.
 - 9 (3%) did not have a recidivism risk level reported.

District 2 (Norfolk P&P) – All Community Starters

(includes the City of Norfolk)



- 1,684 of the FY2016 community starters had Norfolk P&P as their primary supervision location.
- Gender
 - 1,399 (83%) Male
 - 285 (17%) Female
- Criminal History
 - 522 (31%) had no history of state responsible terms of incarceration.
 - 581 (35%) had exactly one term of state responsible incarceration.
 - 268 (16%) had exactly two terms of state responsible incarceration.
 - 313 (19%) had at least three terms of state responsible incarceration.
- DOC Crime Type
 - 523 (31%) had a “Violent” most serious offense.
 - 744 (44%) had a “Property/Public Order” most serious offense.
 - 396 (24%) had a “Drug” most serious offense.
 - 21 (1%) did not have their offense information reported.
- Age on FY2016 Community Start Date
 - 623 (37%) were younger than age 30.
 - 648 (39%) were between ages 30 and 44.
 - 275 (16%) were between ages 45 and 54.
 - 138 (8%) were age 55 or older.
- Supervision Assignment Level
 - 30 (2%) had a “Low” supervision assignment level.
 - 1,081 (64%) had a “Medium” supervision assignment level.
 - 285 (17%) had an “Elevated” supervision assignment level.
 - 25 (2%) had a “High” supervision assignment level.
 - 263 (16%) did not have a supervision assignment level reported.
- History of Positive Drug Tests for Multiple Drugs (Both Opioids and Cocaine)
 - 127 (8%) had no drug test history.
 - 2 (<1%) were not tested for Opioids or Cocaine.
 - 912 (54%) tested negative for Opioids or Cocaine.
 - 111 (7%) tested positive for Opioids only.
 - 313 (19%) tested positive for Cocaine only.
 - 219 (13%) tested positive for Opioids and Cocaine.
- COMPAS Recidivism Risk Level
 - 280 (17%) were at “Low” risk to recidivate.
 - 473 (28%) were at “Medium” risk to recidivate.
 - 594 (35%) were at “High” risk to recidivate.
 - 337 (20%) did not have a recidivism risk level reported.

District 2 (Norfolk P&P) – Recidivating Supervisees

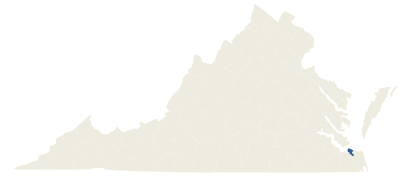
(includes the City of Norfolk)



- 395 (23.5%) of the FY2016 community starters from Norfolk P&P were sentenced to a term of state responsible incarceration within three years of their community start date.
- Gender
 - 351 (89%) Male
 - 44 (11%) Female
- Criminal History
 - 79 (20%) had no history of state responsible terms of incarceration.
 - 117 (30%) had exactly one term of state responsible incarceration.
 - 77 (20%) had exactly two terms of state responsible incarceration.
 - 122 (31%) had at least three terms of state responsible incarceration.
- DOC Crime Type
 - 108 (27%) had a “Violent” most serious offense.
 - 209 (53%) had a “Property/Public Order” most serious offense.
 - 77 (20%) had a “Drug” most serious offense.
 - 1 (<1%) did not have their offense information reported.
- Age on FY2016 Community Start Date
 - 137 (35%) were younger than age 30.
 - 162 (41%) were between ages 30 and 44.
 - 76 (19%) were between ages 45 and 54.
 - 20 (5%) were age 55 or older.
- Supervision Assignment Level
 - 3 (1%) had a “Low” supervision assignment level.
 - 249 (63%) had a “Medium” supervision assignment level.
 - 113 (29%) had an “Elevated” supervision assignment level.
 - 13 (3%) had a “High” supervision assignment level.
 - 17 (4%) did not have a supervision assignment level reported.
- History of Positive Drug Tests for Multiple Drugs (Both Opioids and Cocaine)
 - 16 (4%) had no drug test history.
 - 1 (<1%) was not tested for Opioids or Cocaine.
 - 163 (41%) tested negative for Opioids or Cocaine.
 - 26 (7%) tested positive for Opioids only.
 - 96 (24%) tested positive for Cocaine only.
 - 93 (24%) tested positive for Opioids and Cocaine.
- COMPAS Recidivism Risk Level
 - 48 (12%) were at “Low” risk to recidivate.
 - 119 (30%) were at “Medium” risk to recidivate.
 - 209 (53%) were at “High” risk to recidivate.
 - 19 (5%) did not have a recidivism risk level reported.

District 3 (Portsmouth P&P) – All Community Starters

(includes the City of Portsmouth)



- 708 of the FY2016 community starters had Portsmouth P&P as their primary supervision location.
- Gender
 - 568 (80%) Male
 - 140 (20%) Female
- Criminal History
 - 234 (33%) had no history of state responsible terms of incarceration.
 - 190 (27%) had exactly one term of state responsible incarceration.
 - 127 (18%) had exactly two terms of state responsible incarceration.
 - 157 (22%) had at least three terms of state responsible incarceration.
- DOC Crime Type
 - 156 (22%) had a “Violent” most serious offense.
 - 364 (51%) had a “Property/Public Order” most serious offense.
 - 178 (25%) had a “Drug” most serious offense.
 - 10 (1%) did not have their offense information reported.
- Age on FY2016 Community Start Date
 - 224 (32%) were younger than age 30.
 - 275 (39%) were between ages 30 and 44.
 - 131 (19%) were between ages 45 and 54.
 - 78 (11%) were age 55 or older.
- Supervision Assignment Level
 - 16 (2%) had a “Low” supervision assignment level.
 - 518 (73%) had a “Medium” supervision assignment level.
 - 93 (13%) had an “Elevated” supervision assignment level.
 - 52 (7%) had a “High” supervision assignment level.
 - 29 (4%) did not have a supervision assignment level reported.
- History of Positive Drug Tests for Multiple Drugs (Both Opioids and Cocaine)
 - 46 (7%) had no drug test history.
 - 408 (58%) tested negative for Opioids or Cocaine.
 - 60 (9%) tested positive for Opioids only.
 - 86 (12%) tested positive for Cocaine only.
 - 108 (15%) tested positive for Opioids and Cocaine.
- COMPAS Recidivism Risk Level
 - 120 (17%) were at “Low” risk to recidivate.
 - 253 (36%) were at “Medium” risk to recidivate.
 - 276 (39%) were at “High” risk to recidivate.
 - 59 (8%) did not have a recidivism risk level reported.

District 3 (Portsmouth P&P) – Recidivating Supervisees

(includes the City of Portsmouth)



- 138 (19.5%) of the FY2016 community starters from Portsmouth P&P were sentenced to a term of state responsible incarceration within three years of their community start date.
- Gender
 - 126 (91%) Male
 - 12 (9%) Female
- Criminal History
 - 32 (23%) had no history of state responsible terms of incarceration.
 - 32 (23%) had exactly one term of state responsible incarceration.
 - 28 (20%) had exactly two terms of state responsible incarceration.
 - 46 (33%) had at least three terms of state responsible incarceration.
- DOC Crime Type
 - 26 (19%) had a “Violent” most serious offense.
 - 81 (59%) had a “Property/Public Order” most serious offense.
 - 29 (21%) had a “Drug” most serious offense.
 - 2 (1%) did not have their offense information reported.
- Age on FY2016 Community Start Date
 - 47 (34%) were younger than age 30.
 - 50 (36%) were between ages 30 and 44.
 - 34 (25%) were between ages 45 and 54.
 - 7 (5%) were age 55 or older.
- Supervision Assignment Level
 - 96 (70%) had a “Medium” supervision assignment level.
 - 23 (17%) had an “Elevated” supervision assignment level.
 - 17 (12%) had a “High” supervision assignment level.
 - 2 (1%) did not have a supervision assignment level reported.
- History of Positive Drug Tests for Multiple Drugs (Both Opioids and Cocaine)
 - 9 (7%) had no drug test history.
 - 71 (51%) tested negative for Opioids or Cocaine.
 - 11 (8%) tested positive for Opioids only.
 - 20 (15%) tested positive for Cocaine only.
 - 27 (20%) tested positive for Opioids and Cocaine.
- COMPAS Recidivism Risk Level
 - 7 (5%) were at “Low” risk to recidivate.
 - 55 (40%) were at “Medium” risk to recidivate.
 - 72 (52%) were at “High” risk to recidivate.
 - 4 (3%) did not have a recidivism risk level reported.

District 4 (Accomac P&P) – All Community Starters

(includes the Counties of Accomack and Northampton)



- 148 of the FY2016 community starters had Accomac P&P as their primary supervision location.
- Gender
 - 127 (86%) Male
 - 21 (14%) Female
- Criminal History
 - 66 (45%) had no history of state responsible terms of incarceration.
 - 49 (33%) had exactly one term of state responsible incarceration.
 - 21 (14%) had exactly two terms of state responsible incarceration.
 - 12 (8%) had at least three terms of state responsible incarceration.
- DOC Crime Type
 - 40 (27%) had a “Violent” most serious offense.
 - 63 (43%) had a “Property/Public Order” most serious offense.
 - 31 (21%) had a “Drug” most serious offense.
 - 14 (10%) did not have their offense information reported.
- Age on FY2016 Community Start Date
 - 48 (32%) were younger than age 30.
 - 59 (40%) were between ages 30 and 44.
 - 24 (16%) were between ages 45 and 54.
 - 17 (12%) were age 55 or older.
- Supervision Assignment Level
 - 13 (9%) had a “Low” supervision assignment level.
 - 69 (47%) had a “Medium” supervision assignment level.
 - 33 (22%) had an “Elevated” supervision assignment level.
 - 33 (22%) did not have a supervision assignment level reported.
- History of Positive Drug Tests for Multiple Drugs (Both Opioids and Cocaine)
 - 15 (10%) had no drug test history.
 - 59 (40%) tested negative for Opioids or Cocaine.
 - 10 (7%) tested positive for Opioids only.
 - 49 (33%) tested positive for Cocaine only.
 - 15 (10%) tested positive for Opioids and Cocaine.
- COMPAS Recidivism Risk Level
 - 38 (26%) were at “Low” risk to recidivate.
 - 45 (30%) were at “Medium” risk to recidivate.
 - 27 (18%) were at “High” risk to recidivate.
 - 38 (26%) did not have a recidivism risk level reported.

District 4 (Accomac P&P) – Recidivating Supervisees

(includes the Counties of Accomack and Northampton)



- 30 (20.3%) of the FY2016 community starters from Accomac P&P were sentenced to a term of state responsible incarceration within three years of their community start date.
- Gender
 - 25 (83%) Male
 - 5 (17%) Female
- Criminal History
 - 10 (33%) had no history of state responsible terms of incarceration.
 - 9 (30%) had exactly one term of state responsible incarceration.
 - 8 (27%) had exactly two terms of state responsible incarceration.
 - 3 (10%) had at least three terms of state responsible incarceration.
- DOC Crime Type
 - 10 (33%) had a “Violent” most serious offense.
 - 10 (33%) had a “Property/Public Order” most serious offense.
 - 10 (33%) had a “Drug” most serious offense.
- Age on FY2016 Community Start Date
 - 12 (40%) were younger than age 30.
 - 9 (30%) were between ages 30 and 44.
 - 4 (13%) were between ages 45 and 54.
 - 5 (17%) were age 55 or older.
- Supervision Assignment Level
 - 17 (57%) had a “Medium” supervision assignment level.
 - 11 (37%) had an “Elevated” supervision assignment level.
 - 2 (7%) did not have a supervision assignment level reported.
- History of Positive Drug Tests for Multiple Drugs (Both Opioids and Cocaine)
 - 1 (3%) had no drug test history.
 - 6 (20%) tested negative for Opioids or Cocaine.
 - 1 (3%) tested positive for Opioids only.
 - 15 (50%) tested positive for Cocaine only.
 - 7 (23%) tested positive for Opioids and Cocaine.
- COMPAS Recidivism Risk Level
 - 6 (20%) were at “Low” risk to recidivate.
 - 14 (47%) were at “Medium” risk to recidivate.
 - 6 (20%) were at “High” risk to recidivate.
 - 4 (13%) did not have a recidivism risk level reported.

District 5 (Gloucester P&P) – All Community Starters

(includes the Counties of Gloucester, King and Queen, King William, Mathews, and Middlesex)



- 280 of the FY2016 community starters had Gloucester P&P as their primary supervision location.
- Gender
 - 217 (78%) Male
 - 63 (23%) Female
- Criminal History
 - 138 (49%) had no history of state responsible terms of incarceration.
 - 77 (28%) had exactly one term of state responsible incarceration.
 - 41 (15%) had exactly two terms of state responsible incarceration.
 - 24 (9%) had at least three terms of state responsible incarceration.
- DOC Crime Type
 - 63 (23%) had a “Violent” most serious offense.
 - 144 (51%) had a “Property/Public Order” most serious offense.
 - 69 (25%) had a “Drug” most serious offense.
 - 4 (1%) did not have their offense information reported.
- Age on FY2016 Community Start Date
 - 104 (37%) were younger than age 30.
 - 113 (40%) were between ages 30 and 44.
 - 44 (16%) were between ages 45 and 54.
 - 19 (7%) were age 55 or older.
- Supervision Assignment Level
 - 36 (13%) had a “Low” supervision assignment level.
 - 158 (56%) had a “Medium” supervision assignment level.
 - 29 (10%) had an “Elevated” supervision assignment level.
 - 4 (1%) had a “High” supervision assignment level.
 - 53 (19%) did not have a supervision assignment level reported.
- History of Positive Drug Tests for Multiple Drugs (Both Opioids and Cocaine)
 - 14 (5%) had no drug test history.
 - 136 (49%) tested negative for Opioids or Cocaine.
 - 32 (11%) tested positive for Opioids only.
 - 42 (15%) tested positive for Cocaine only.
 - 56 (20%) tested positive for Opioids and Cocaine.
- COMPAS Recidivism Risk Level
 - 72 (26%) were at “Low” risk to recidivate.
 - 104 (37%) were at “Medium” risk to recidivate.
 - 65 (23%) were at “High” risk to recidivate.
 - 39 (14%) did not have a recidivism risk level reported.

District 5 (Gloucester P&P) – Recidivating Supervisees

(includes the Counties of Gloucester, King and Queen, King William, Mathews, and Middlesex)



- 85 (30.4%) of the FY2016 community starters from Gloucester P&P were sentenced to a term of state responsible incarceration within three years of their community start date.
- Gender
 - 72 (85%) Male
 - 13 (15%) Female
- Criminal History
 - 37 (44%) had no history of state responsible terms of incarceration.
 - 21 (25%) had exactly one term of state responsible incarceration.
 - 16 (19%) had exactly two terms of state responsible incarceration.
 - 11 (13%) had at least three terms of state responsible incarceration.
- DOC Crime Type
 - 16 (19%) had a “Violent” most serious offense.
 - 46 (54%) had a “Property/Public Order” most serious offense.
 - 22 (26%) had a “Drug” most serious offense.
 - 1 (1%) did not have their offense information reported.
- Age on FY2016 Community Start Date
 - 32 (38%) were younger than age 30.
 - 35 (41%) were between ages 30 and 44.
 - 15 (18%) were between ages 45 and 54.
 - 3 (4%) were age 55 or older.
- Supervision Assignment Level
 - 11 (13%) had a “Low” supervision assignment level.
 - 46 (54%) had a “Medium” supervision assignment level.
 - 14 (17%) had an “Elevated” supervision assignment level.
 - 2 (2%) had a “High” supervision assignment level.
 - 12 (14%) did not have a supervision assignment level reported.
- History of Positive Drug Tests for Multiple Drugs (Both Opioids and Cocaine)
 - 1 (1%) had no drug test history.
 - 35 (41%) tested negative for Opioids or Cocaine.
 - 11 (13%) tested positive for Opioids only.
 - 13 (15%) tested positive for Cocaine only.
 - 25 (29%) tested positive for Opioids and Cocaine.
- COMPAS Recidivism Risk Level
 - 17 (20%) were at “Low” risk to recidivate.
 - 30 (35%) were at “Medium” risk to recidivate.
 - 34 (40%) were at “High” risk to recidivate.
 - 4 (5%) did not have a recidivism risk level reported.

District 6 (Suffolk P&P) – All Community Starters

(includes the County of Isle of Wight and the City of Suffolk)



- 432 of the FY2016 community starters had Suffolk P&P as their primary supervision location.
- Gender
 - 366 (85%) Male
 - 66 (15%) Female
- Criminal History
 - 183 (42%) had no history of state responsible terms of incarceration.
 - 129 (30%) had exactly one term of state responsible incarceration.
 - 66 (15%) had exactly two terms of state responsible incarceration.
 - 54 (13%) had at least three terms of state responsible incarceration.
- DOC Crime Type
 - 121 (28%) had a “Violent” most serious offense.
 - 210 (49%) had a “Property/Public Order” most serious offense.
 - 94 (22%) had a “Drug” most serious offense.
 - 7 (2%) did not have their offense information reported.
- Age on FY2016 Community Start Date
 - 151 (35%) were younger than age 30.
 - 186 (43%) were between ages 30 and 44.
 - 58 (13%) were between ages 45 and 54.
 - 37 (9%) were age 55 or older.
- Supervision Assignment Level
 - 28 (7%) had a “Low” supervision assignment level.
 - 322 (75%) had a “Medium” supervision assignment level.
 - 43 (10%) had an “Elevated” supervision assignment level.
 - 2 (1%) had a “High” supervision assignment level.
 - 37 (9%) did not have a supervision assignment level reported.
- History of Positive Drug Tests for Multiple Drugs (Both Opioids and Cocaine)
 - 29 (7%) had no drug test history.
 - 231 (54%) tested negative for Opioids or Cocaine.
 - 34 (8%) tested positive for Opioids only.
 - 73 (17%) tested positive for Cocaine only.
 - 65 (15%) tested positive for Opioids and Cocaine.
- COMPAS Recidivism Risk Level
 - 144 (33%) were at “Low” risk to recidivate.
 - 140 (32%) were at “Medium” risk to recidivate.
 - 104 (24%) were at “High” risk to recidivate.
 - 44 (10%) did not have a recidivism risk level reported.
 -

District 6 (Suffolk P&P) – Recidivating Supervisees

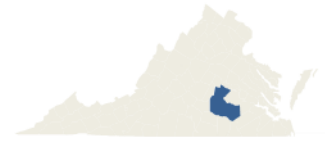
(includes the County of Isle of Wight and the City of Suffolk)



- 105 (24.3%) of the FY2016 community starters from Suffolk P&P were sentenced to a term of state responsible incarceration within three years of their community start date.
- Gender
 - 91 (87%) Male
 - 14 (13%) Female
- Criminal History
 - 40 (38%) had no history of state responsible terms of incarceration.
 - 31 (30%) had exactly one term of state responsible incarceration.
 - 16 (15%) had exactly two terms of state responsible incarceration.
 - 18 (17%) had at least three terms of state responsible incarceration.
- DOC Crime Type
 - 26 (25%) had a “Violent” most serious offense.
 - 55 (52%) had a “Property/Public Order” most serious offense.
 - 24 (23%) had a “Drug” most serious offense.
- Age on FY2016 Community Start Date
 - 39 (37%) were younger than age 30.
 - 45 (43%) were between ages 30 and 44.
 - 16 (15%) were between ages 45 and 54.
 - 5 (5%) were age 55 or older.
- Supervision Assignment Level
 - 5 (5%) had a “Low” supervision assignment level.
 - 80 (76%) had a “Medium” supervision assignment level.
 - 16 (15%) had an “Elevated” supervision assignment level.
 - 4 (4%) did not have a supervision assignment level reported.
- History of Positive Drug Tests for Multiple Drugs (Both Opioids and Cocaine)
 - 5 (5%) had no drug test history.
 - 44 (42%) tested negative for Opioids or Cocaine.
 - 6 (6%) tested positive for Opioids only.
 - 22 (21%) tested positive for Cocaine only.
 - 28 (27%) tested positive for Opioids and Cocaine.
- COMPAS Recidivism Risk Level
 - 28 (27%) were at “Low” risk to recidivate.
 - 43 (41%) were at “Medium” risk to recidivate.
 - 29 (28%) were at “High” risk to recidivate.
 - 5 (5%) did not have a recidivism risk level reported.

District 7 (Petersburg P&P) – All Community Starters

(includes the Counties of Amelia, Dinwiddie, Nottoway, and Powhatan, and the City of Petersburg)



- 493 of the FY2016 community starters had Petersburg P&P as their primary supervision location.
- Gender
 - 385 (78%) Male
 - 108 (22%) Female
- Criminal History
 - 233 (47%) had no history of state responsible terms of incarceration.
 - 132 (27%) had exactly one term of state responsible incarceration.
 - 65 (13%) had exactly two terms of state responsible incarceration.
 - 63 (13%) had at least three terms of state responsible incarceration.
- DOC Crime Type
 - 135 (27%) had a “Violent” most serious offense.
 - 224 (45%) had a “Property/Public Order” most serious offense.
 - 122 (25%) had a “Drug” most serious offense.
 - 12 (2%) did not have their offense information reported.
- Age on FY2016 Community Start Date
 - 228 (46%) were younger than age 30.
 - 165 (34%) were between ages 30 and 44.
 - 77 (16%) were between ages 45 and 54.
 - 23 (5%) were age 55 or older.
- Supervision Assignment Level
 - 18 (4%) had a “Low” supervision assignment level.
 - 412 (84%) had a “Medium” supervision assignment level.
 - 30 (6%) had an “Elevated” supervision assignment level.
 - 1 (<1%) had a “High” supervision assignment level.
 - 32 (7%) did not have a supervision assignment level reported.
- History of Positive Drug Tests for Multiple Drugs (Both Opioids and Cocaine)
 - 11 (2%) no drug test history.
 - 264 (54%) tested negative for Opioids or Cocaine.
 - 48 (10%) tested positive for Opioids only.
 - 121 (25%) tested positive for Cocaine only.
 - 49 (10%) tested positive for Opioids and Cocaine.
- COMPAS Recidivism Risk Level
 - 122 (25%) were at “Low” risk to recidivate.
 - 176 (36%) were at “Medium” risk to recidivate.
 - 157 (32%) were at “High” risk to recidivate.
 - 38 (8%) did not have a recidivism risk level reported.

District 7 (Petersburg P&P) – Recidivating Supervisees

(includes the Counties of Amelia, Dinwiddie, Nottoway, and Powhatan, and the City of Petersburg)



- 104 (21.1%) of the FY2016 community starters from Petersburg P&P were sentenced to a term of state responsible incarceration within three years of their community start date.
- Gender
 - 92 (89%) Male
 - 12 (12%) Female
- Criminal History
 - 31 (30%) had no history of state responsible terms of incarceration.
 - 25 (24%) had exactly one term of state responsible incarceration.
 - 23 (22%) had exactly two terms of state responsible incarceration.
 - 25 (24%) had at least three terms of state responsible incarceration.
- DOC Crime Type
 - 34 (33%) had a “Violent” most serious offense.
 - 48 (46%) had a “Property/Public Order” most serious offense.
 - 21 (20%) had a “Drug” most serious offense.
 - 1 (1%) did not have their offense information reported.
- Age on FY2016 Community Start Date
 - 47 (45%) were younger than age 30.
 - 35 (34%) were between ages 30 and 44.
 - 18 (17%) were between ages 45 and 54.
 - 4 (4%) were age 55 or older.
- Supervision Assignment Level
 - 2 (2%) had a “Low” supervision assignment level.
 - 83 (80%) had a “Medium” supervision assignment level.
 - 10 (10%) had an “Elevated” supervision assignment level.
 - 9 (9%) did not have a supervision assignment level reported.
- History of Positive Drug Tests for Multiple Drugs (Both Opioids and Cocaine)
 - 3 (3%) had no drug test history.
 - 51 (49%) tested negative for Opioids or Cocaine.
 - 8 (8%) tested positive for Opioids only.
 - 34 (33%) tested positive for Cocaine only.
 - 8 (8%) tested positive for Opioids and Cocaine.
- COMPAS Recidivism Risk Level
 - 19 (18%) were at “Low” risk to recidivate.
 - 38 (37%) were at “Medium” risk to recidivate.
 - 43 (41%) were at “High” risk to recidivate.
 - 4 (4%) did not have a recidivism risk level reported.

District 8 (South Boston P&P) – All Community Starters

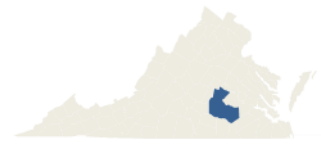
(includes the Counties of Halifax, Lunenburg, and Mecklenburg)



- 385 of the FY2016 community starters had South Boston P&P as their primary supervision location.
- Gender
 - 316 (82%) Male
 - 69 (18%) Female
- Criminal History
 - 180 (47%) had no history of state responsible terms of incarceration.
 - 126 (33%) had exactly one term of state responsible incarceration.
 - 49 (13%) had exactly two terms of state responsible incarceration.
 - 30 (8%) had at least three terms of state responsible incarceration.
- DOC Crime Type
 - 98 (26%) had a “Violent” most serious offense.
 - 177 (46%) had a “Property/Public Order” most serious offense.
 - 101 (26%) had a “Drug” most serious offense.
 - 9 (2%) did not have their offense information reported.
- Age on FY2016 Community Start Date
 - 150 (39%) were younger than age 30.
 - 141 (37%) were between ages 30 and 44.
 - 60 (16%) were between ages 45 and 54.
 - 34 (9%) were age 55 or older.
- Supervision Assignment Level
 - 97 (25%) had a “Low” supervision assignment level.
 - 238 (62%) had a “Medium” supervision assignment level.
 - 25 (7%) had an “Elevated” supervision assignment level.
 - 2 (1%) had a “High” supervision assignment level.
 - 23 (6%) did not have a supervision assignment level reported.
- History of Positive Drug Tests for Multiple Drugs (Both Opioids and Cocaine)
 - 29 (8%) had no drug test history.
 - 236 (61%) tested negative for Opioids or Cocaine.
 - 29 (8%) tested positive for Opioids only.
 - 75 (20%) tested positive for Cocaine only.
 - 16 (4%) tested positive for Opioids and Cocaine.
- COMPAS Recidivism Risk Level
 - 138 (36%) were at “Low” risk to recidivate.
 - 114 (30%) were at “Medium” risk to recidivate.
 - 83 (22%) were at “High” risk to recidivate.
 - 50 (13%) did not have a recidivism risk level reported.

District 8 (South Boston P&P) – Recidivating Supervisees

(includes the Counties of Halifax, Lunenburg, and Mecklenburg)



- 69 (17.9%) of the FY2016 community starters from South Boston P&P were sentenced to a term of state responsible incarceration within three years of their community start date.
- Gender
 - 64 (93%) Male
 - 5 (7%) Female
- Criminal History
 - 18 (26%) had no history of state responsible terms of incarceration.
 - 25 (36%) had exactly one term of state responsible incarceration.
 - 14 (20%) had exactly two terms of state responsible incarceration.
 - 12 (17%) had at least three terms of state responsible incarceration.
- DOC Crime Type
 - 19 (28%) had a “Violent” most serious offense.
 - 34 (49%) had a “Property/Public Order” most serious offense.
 - 15 (22%) had a “Drug” most serious offense.
 - 1 (1%) did not have their offense information reported.
- Age on FY2016 Community Start Date
 - 35 (51%) were younger than age 30.
 - 18 (26%) were between ages 30 and 44.
 - 12 (17%) were between ages 45 and 54.
 - 4 (6%) were age 55 or older.
- Supervision Assignment Level
 - 7 (10%) had a “Low” supervision assignment level.
 - 51 (74%) had a “Medium” supervision assignment level.
 - 8 (12%) had an “Elevated” supervision assignment level.
 - 1 (1%) had a “High” supervision assignment level.
 - 2 (3%) did not have a supervision assignment level reported.
- History of Positive Drug Tests for Multiple Drugs (Both Opioids and Cocaine)
 - 4 (6%) had no drug test history.
 - 39 (57%) tested negative for Opioids or Cocaine.
 - 4 (6%) tested positive for Opioids only.
 - 18 (26%) tested positive for Cocaine only.
 - 4 (6%) tested positive for Opioids and Cocaine.
- COMPAS Recidivism Risk Level
 - 17 (25%) were at “Low” risk to recidivate.
 - 20 (29%) were at “Medium” risk to recidivate.
 - 30 (44%) were at “High” risk to recidivate.
 - 2 (3%) did not have a recidivism risk level reported.

District 9 (Charlottesville P&P) – All Community Starters

(includes the Counties of Albemarle, Fluvanna, Goochland, and Louisa, and the City of Charlottesville)



- 610 of the FY2016 community starters had Charlottesville P&P as their primary supervision location.
- Gender
 - 494 (81%) Male
 - 116 (19%) Female
- Criminal History
 - 242 (40%) had no history of state responsible terms of incarceration.
 - 200 (33%) had exactly one term of state responsible incarceration.
 - 84 (14%) had exactly two terms of state responsible incarceration.
 - 84 (14%) had at least three terms of state responsible incarceration.
- DOC Crime Type
 - 161 (26%) had a “Violent” most serious offense.
 - 286 (47%) had a “Property/Public Order” most serious offense.
 - 146 (24%) had a “Drug” most serious offense.
 - 17 (3%) did not have their offense information reported.
- Age on FY2016 Community Start Date
 - 217 (36%) were younger than age 30.
 - 260 (43%) were between ages 30 and 44.
 - 79 (13%) were between ages 45 and 54.
 - 54 (9%) were age 55 or older.
- Supervision Assignment Level
 - 34 (6%) had a “Low” supervision assignment level.
 - 428 (70%) had a “Medium” supervision assignment level.
 - 53 (9%) had an “Elevated” supervision assignment level.
 - 43 (7%) had a “High” supervision assignment level.
 - 52 (9%) did not have a supervision assignment level reported.
- History of Positive Drug Tests for Multiple Drugs (Both Opioids and Cocaine)
 - 36 (6%) had no drug test history.
 - 320 (53%) tested negative for Opioids or Cocaine.
 - 51 (8%) tested positive for Opioids only.
 - 147 (24%) tested positive for Cocaine only.
 - 56 (9%) tested positive for Opioids and Cocaine.
- COMPAS Recidivism Risk Level
 - 156 (26%) were at “Low” risk to recidivate.
 - 189 (31%) were at “Medium” risk to recidivate.
 - 180 (30%) were at “High” risk to recidivate.
 - 85 (14%) did not have a recidivism risk level reported.

District 9 (Charlottesville P&P) – Recidivating Supervisees

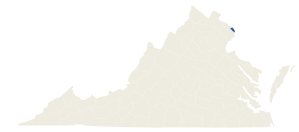
(includes the Counties of Albemarle, Fluvanna, Goochland, and Louisa, and the City of Charlottesville)



- 149 (24.4%) of the FY2016 community starters from Charlottesville P&P were sentenced to a term of state responsible incarceration within three years of their community start date.
- Gender
 - 133 (89%) Male
 - 16 (11%) Female
- Criminal History
 - 43 (29%) had no history of state responsible terms of incarceration.
 - 48 (32%) had exactly one term of state responsible incarceration.
 - 28 (19%) had exactly two terms of state responsible incarceration.
 - 30 (20%) had at least three terms of state responsible incarceration.
- DOC Crime Type
 - 36 (24%) had a “Violent” most serious offense.
 - 80 (54%) had a “Property/Public Order” most serious offense.
 - 32 (22%) had a “Drug” most serious offense.
 - 1 (1%) did not have their offense information reported.
- Age on FY2016 Community Start Date
 - 60 (40%) were younger than age 30.
 - 68 (46%) were between ages 30 and 44.
 - 16 (11%) were between ages 45 and 54.
 - 5 (3%) were age 55 or older.
- Supervision Assignment Level
 - 2 (1%) had a “Low” supervision assignment level.
 - 99 (66%) had a “Medium” supervision assignment level.
 - 27 (18%) had an “Elevated” supervision assignment level.
 - 18 (12%) had a “High” supervision assignment level.
 - 3 (2%) did not have a supervision assignment level reported.
- History of Positive Drug Tests for Multiple Drugs (Both Opioids and Cocaine)
 - 3 (2%) had no drug test history.
 - 59 (40%) tested negative for Opioids or Cocaine.
 - 12 (8%) tested positive for Opioids only.
 - 52 (35%) tested positive for Cocaine only.
 - 23 (15%) tested positive for Opioids and Cocaine.
- COMPAS Recidivism Risk Level
 - 29 (20%) were at “Low” risk to recidivate.
 - 53 (36%) were at “Medium” risk to recidivate.
 - 67 (45%) were at “High” risk to recidivate.

District 10 (Arlington P&P) – All Community Starters

(includes the County of Arlington and the City of Falls Church)



- 695 of the FY2016 community starters had Arlington P&P as their primary supervision location.
- Gender
 - 531 (76%) Male
 - 164 (24%) Female
- Criminal History
 - 461 (66%) had no history of state responsible terms of incarceration.
 - 169 (24%) had exactly one term of state responsible incarceration.
 - 31 (5%) had exactly two terms of state responsible incarceration.
 - 34 (5%) had at least three terms of state responsible incarceration.
- DOC Crime Type
 - 81 (12%) had a “Violent” most serious offense.
 - 417 (60%) had a “Property/Public Order” most serious offense.
 - 138 (20%) had a “Drug” most serious offense.
 - 59 (9%) did not have their offense information reported.
- Age on FY2016 Community Start Date
 - 290 (42%) were younger than age 30.
 - 243 (35%) were between ages 30 and 44.
 - 103 (15%) were between ages 45 and 54.
 - 59 (9%) were age 55 or older.
- Supervision Assignment Level
 - 83 (12%) had a “Low” supervision assignment level.
 - 342 (49%) had a “Medium” supervision assignment level.
 - 14 (2%) had an “Elevated” supervision assignment level.
 - 11 (2%) had a “High” supervision assignment level.
 - 245 (35%) did not have a supervision assignment level reported.
- History of Positive Drug Tests for Multiple Drugs (Both Opioids and Cocaine)
 - 281 (40%) had no drug test history.
 - 1 (<1%) was not tested for Opioids or Cocaine.
 - 311 (45%) tested negative for Opioids or Cocaine.
 - 35 (5%) tested positive for Opioids only.
 - 43 (6%) tested positive for Cocaine only.
 - 24 (4%) tested positive for Opioids and Cocaine.
- COMPAS Recidivism Risk Level
 - 111 (16%) were at “Low” risk to recidivate.
 - 87 (13%) were at “Medium” risk to recidivate.
 - 101 (15%) were at “High” risk to recidivate.
 - 396 (57%) did not have a recidivism risk level reported.

District 10 (Arlington P&P) – Recidivating Supervisees

(includes the County of Arlington and the City of Falls Church)



- 117 (16.8%) of the FY2016 community starters from Arlington P&P were sentenced to a term of state responsible incarceration within three years of their community start date.
- Gender
 - 96 (82%) Male
 - 21 (18%) Female
- Criminal History
 - 63 (54%) had no history of state responsible terms of incarceration.
 - 30 (26%) had exactly one term of state responsible incarceration.
 - 10 (9%) had exactly two terms of state responsible incarceration.
 - 14 (12%) had at least three terms of state responsible incarceration.
- DOC Crime Type
 - 13 (11%) had a “Violent” most serious offense.
 - 83 (71%) had a “Property/Public Order” most serious offense.
 - 18 (15%) had a “Drug” most serious offense.
 - 3 (3%) did not have their offense information reported.
- Age on FY2016 Community Start Date
 - 46 (39%) were younger than age 30.
 - 44 (38%) were between ages 30 and 44.
 - 21 (18%) were between ages 45 and 54.
 - 6 (5%) were age 55 or older.
- Supervision Assignment Level
 - 1 (1%) had a “Low” supervision assignment level.
 - 81 (69%) had a “Medium” supervision assignment level.
 - 6 (5%) had an “Elevated” supervision assignment level.
 - 6 (5%) had a “Medium” supervision assignment level.
 - 23 (20%) did not have a supervision assignment level reported.
- History of Positive Drug Tests for Multiple Drugs (Both Opioids and Cocaine)
 - 42 (36%) had no drug test history.
 - 47 (40%) tested negative for Opioids or Cocaine.
 - 8 (7%) tested positive for Opioids only.
 - 9 (8%) tested positive for Cocaine only.
 - 11 (9%) tested positive for Opioids and Cocaine.
- COMPAS Recidivism Risk Level
 - 17 (15%) were at “Low” risk to recidivate.
 - 27 (23%) were at “Medium” risk to recidivate.
 - 43 (37%) were at “High” risk to recidivate.
 - 30 (26%) did not have a recidivism risk level reported.

District 11 (Winchester P&P) – All Community Starters

(includes the Counties of Clarke, Frederick, Shenandoah, and Warren, and the City of Winchester)



- 841 of the FY2016 community starters had Winchester P&P as their primary supervision location.
- Gender
 - 607 (72%) Male
 - 234 (28%) Female
- Criminal History
 - 485 (58%) had no history of state responsible terms of incarceration.
 - 202 (24%) had exactly one term of state responsible incarceration.
 - 67 (8%) had exactly two terms of state responsible incarceration.
 - 87 (10%) had at least three terms of state responsible incarceration.
- DOC Crime Type
 - 147 (18%) had a “Violent” most serious offense.
 - 403 (48%) had a “Property/Public Order” most serious offense.
 - 277 (33%) had a “Drug” most serious offense.
 - 14 (2%) did not have their offense information reported.
- Age on FY2016 Community Start Date
 - 381 (45%) were younger than age 30.
 - 318 (38%) were between ages 30 and 44.
 - 107 (13%) were between ages 45 and 54.
 - 35 (4%) were age 55 or older.
- Supervision Assignment Level
 - 71 (8%) had a “Low” supervision assignment level.
 - 557 (66%) had a “Medium” supervision assignment level.
 - 74 (9%) had an “Elevated” supervision assignment level.
 - 46 (6%) had a “High” supervision assignment level.
 - 93 (11%) did not have a supervision assignment level reported.
- History of Positive Drug Tests for Multiple Drugs (Both Opioids and Cocaine)
 - 36 (4%) had no drug test history.
 - 1 (<1%) was not tested for Opioids or Cocaine.
 - 392 (47%) tested negative for Opioids or Cocaine.
 - 219 (26%) tested positive for Opioids only.
 - 75 (9%) tested positive for Cocaine only.
 - 118 (14%) tested positive for Opioids and Cocaine.
- COMPAS Recidivism Risk Level
 - 158 (19%) were at “Low” risk to recidivate.
 - 273 (33%) were at “Medium” risk to recidivate.
 - 305 (36%) were at “High” risk to recidivate.
 - 105 (13%) did not have a recidivism risk level reported.

District 11 (Winchester P&P) – Recidivating Supervisees

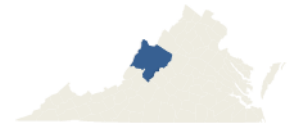
(includes the Counties of Clarke, Frederick, Shenandoah, and Warren, and the City of Winchester)



- 215 (25.6%) of the FY2016 community starters from Winchester P&P were sentenced to a term of state responsible incarceration within three years of their community start date.
- Gender
 - 182 (85%) Male
 - 33 (15%) Female
- Criminal History
 - 88 (41%) had no history of state responsible terms of incarceration.
 - 68 (32%) had exactly one term of state responsible incarceration.
 - 26 (12%) had exactly two terms of state responsible incarceration.
 - 33 (15%) had at least three terms of state responsible incarceration.
- DOC Crime Type
 - 45 (21%) had a “Violent” most serious offense.
 - 110 (51%) had a “Property/Public Order” most serious offense.
 - 56 (26%) had a “Drug” most serious offense.
 - 4 (2%) did not have their offense information reported.
- Age on FY2016 Community Start Date
 - 99 (46%) were younger than age 30.
 - 88 (41%) were between ages 30 and 44.
 - 20 (9%) were between ages 45 and 54.
 - 8 (4%) were age 55 or older.
- Supervision Assignment Level
 - 7 (3%) had a “Low” supervision assignment level.
 - 150 (70%) had a “Medium” supervision assignment level.
 - 23 (11%) had an “Elevated” supervision assignment level.
 - 24 (11%) had a “High” supervision assignment level.
 - 11 (5%) did not have a supervision assignment level reported.
- History of Positive Drug Tests for Multiple Drugs (Both Opioids and Cocaine)
 - 8 (4%) had no drug test history.
 - 78 (36%) tested negative for Opioids or Cocaine.
 - 54 (25%) tested positive for Opioids only.
 - 27 (13%) tested positive for Cocaine only.
 - 48 (22%) tested positive for Opioids and Cocaine.
- COMPAS Recidivism Risk Level
 - 28 (13%) were at “Low” risk to recidivate.
 - 72 (34%) were at “Medium” risk to recidivate.
 - 103 (48%) were at “High” risk to recidivate.
 - 12 (6%) did not have a recidivism risk level reported.

District 12 (Staunton P&P) – All Community Starters

(included the Counties of Augusta, Bath, Highland, and Rockbridge, and the Cities of Buena Vista, Lexington, Staunton, and Waynesboro)¹⁴

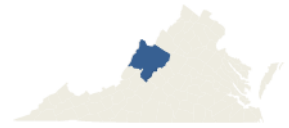


- 610 of the FY2016 community starters had Staunton P&P as their primary supervision location.
- Gender
 - 434 (71%) Male
 - 176 (29%) Female
- Criminal History
 - 318 (52%) had no history of state responsible terms of incarceration.
 - 176 (29%) had exactly one term of state responsible incarceration.
 - 58 (10%) had exactly two terms of state responsible incarceration.
 - 58 (10%) had at least three terms of state responsible incarceration.
- DOC Crime Type
 - 126 (21%) had a “Violent” most serious offense.
 - 291 (48%) had a “Property/Public Order” most serious offense.
 - 176 (29%) had a “Drug” most serious offense.
 - 17 (3%) did not have their offense information reported.
- Age on FY2016 Community Start Date
 - 231 (38%) were younger than age 30.
 - 263 (43%) were between ages 30 and 44.
 - 80 (13%) were between ages 45 and 54.
 - 36 (6%) were age 55 or older.
- Supervision Assignment Level
 - 32 (5%) had a “Low” supervision assignment level.
 - 465 (76%) had a “Medium” supervision assignment level.
 - 49 (8%) had an “Elevated” supervision assignment level.
 - 21 (3%) had a “High” supervision assignment level.
 - 43 (7%) did not have a supervision assignment level reported.
- History of Positive Drug Tests for Multiple Drugs (Both Opioids and Cocaine)
 - 37 (6%) had no drug test history.
 - 3 (1%) were not tested for Opioids or Cocaine.
 - 424 (70%) tested negative for Opioids or Cocaine.
 - 81 (13%) tested positive for Opioids only.
 - 49 (8%) tested positive for Cocaine only.
 - 16 (3%) tested positive for Opioids and Cocaine.
- COMPAS Recidivism Risk Level
 - 217 (36%) were at “Low” risk to recidivate.
 - 213 (35%) were at “Medium” risk to recidivate.
 - 131 (22%) were at “High” risk to recidivate.
 - 49 (8%) did not have a recidivism risk level reported.

¹⁴ On March 1, 2018, district boundaries were moved so that Rockbridge County, Buena Vista, and Lexington transferred from District 12 (Staunton P&P) to District 40 (Fincastle P&P).

District 12 (Staunton P&P) – Recidivating Supervisees

(includes the Counties of Augusta, Bath, Highland, and Rockbridge, and the Cities of Buena Vista, Lexington, Staunton, and Waynesboro)¹⁵

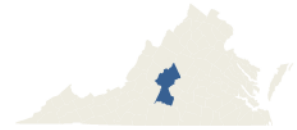


- 177 (29.0%) of the FY2016 community starters from Staunton P&P were sentenced to a term of state responsible incarceration within three years of their community start date.
- Gender
 - 150 (85%) Male
 - 27 (15%) Female
- Criminal History
 - 60 (34%) had no history of state responsible terms of incarceration.
 - 66 (37%) had exactly one term of state responsible incarceration.
 - 23 (13%) had exactly two terms of state responsible incarceration.
 - 28 (16%) had at least three terms of state responsible incarceration.
- DOC Crime Type
 - 44 (25%) had a “Violent” most serious offense.
 - 83 (47%) had a “Property/Public Order” most serious offense.
 - 46 (26%) had a “Drug” most serious offense.
 - 4 (2%) did not have their offense information reported.
- Age on FY2016 Community Start Date
 - 72 (41%) were younger than age 30.
 - 84 (48%) were between ages 30 and 44.
 - 16 (9%) were between ages 45 and 54.
 - 5 (3%) were age 55 or older.
- Supervision Assignment Level
 - 3 (2%) had a “Low” supervision assignment level.
 - 131 (74%) had a “Medium” supervision assignment level.
 - 28 (16%) had an “Elevated” supervision assignment level.
 - 11 (6%) had a “High” supervision assignment level.
 - 4 (2%) did not have a supervision assignment level reported.
- History of Positive Drug Tests for Multiple Drugs (Both Opioids and Cocaine)
 - 8 (5%) had no drug test history.
 - 119 (67%) tested negative for Opioids or Cocaine.
 - 29 (16%) tested positive for Opioids only.
 - 17 (10%) tested positive for Cocaine only.
 - 4 (2%) tested positive for Opioids and Cocaine.
- COMPAS Recidivism Risk Level
 - 34 (19%) were at “Low” risk to recidivate.
 - 80 (45%) were at “Medium” risk to recidivate.
 - 60 (34%) were at “High” risk to recidivate.
 - 3 (2%) did not have a recidivism risk level reported.

¹⁵ On March 1, 2018, district boundaries were moved so that Rockbridge County, Buena Vista, and Lexington transferred from District 12 (Staunton P&P) to District 40 (Fincastle P&P).

District 13 (Lynchburg P&P) – All Community Starters

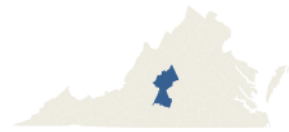
(includes the Counties of Amherst, Campbell, and Nelson, and the City of Lynchburg)



- 644 of the FY2016 community starters had Lynchburg P&P as their primary supervision location.
- Gender
 - 493 (77%) Male
 - 151 (23%) Female
- Criminal History
 - 315 (49%) had no history of state responsible terms of incarceration.
 - 179 (28%) had exactly one term of state responsible incarceration.
 - 76 (12%) had exactly two terms of state responsible incarceration.
 - 74 (12%) had at least three terms of state responsible incarceration.
- DOC Crime Type
 - 140 (22%) had a “Violent” most serious offense.
 - 276 (43%) had a “Property/Public Order” most serious offense.
 - 160 (25%) had a “Drug” most serious offense.
 - 68 (11%) did not have their offense information reported.
- Age on FY2016 Community Start Date
 - 246 (38%) were younger than age 30.
 - 264 (41%) were between ages 30 and 44.
 - 92 (14%) were between ages 45 and 54.
 - 42 (7%) were age 55 or older.
- Supervision Assignment Level
 - 67 (10%) had a “Low” supervision assignment level.
 - 478 (74%) had a “Medium” supervision assignment level.
 - 50 (8%) had an “Elevated” supervision assignment level.
 - 29 (5%) had a “High” supervision assignment level.
 - 20 (3%) did not have a supervision assignment level reported.
- History of Positive Drug Tests for Multiple Drugs (Both Opioids and Cocaine)
 - 39 (6%) had no drug test history.
 - 404 (63%) tested negative for Opioids or Cocaine.
 - 43 (7%) tested positive for Opioids only.
 - 129 (20%) tested positive for Cocaine only.
 - 29 (5%) tested positive for Opioids and Cocaine.
- COMPAS Recidivism Risk Level
 - 155 (24%) were at “Low” risk to recidivate.
 - 208 (32%) were at “Medium” risk to recidivate.
 - 253 (39%) were at “High” risk to recidivate.
 - 28 (4%) did not have a recidivism risk level reported.

District 13 (Lynchburg P&P) – Recidivating Supervisees

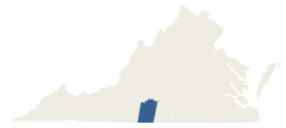
(includes the Counties of Amherst, Campbell, and Nelson, and the City of Lynchburg)



- 120 (18.6%) of the FY2016 community starters from Lynchburg P&P were sentenced to a term of state responsible incarceration within three years of their community start date.
- Gender
 - 100 (83%) Male
 - 20 (17%) Female
- Criminal History
 - 41 (34%) had no history of state responsible terms of incarceration.
 - 31 (26%) had exactly one term of state responsible incarceration.
 - 25 (21%) had exactly two terms of state responsible incarceration.
 - 23 (19%) had at least three terms of state responsible incarceration.
- DOC Crime Type
 - 34 (28%) had a “Violent” most serious offense.
 - 56 (47%) had a “Property/Public Order” most serious offense.
 - 24 (20%) had a “Drug” most serious offense.
 - 6 (5%) did not have their offense information reported.
- Age on FY2016 Community Start Date
 - 49 (41%) were younger than age 30.
 - 52 (43%) were between ages 30 and 44.
 - 16 (13%) were between ages 45 and 54.
 - 3 (3%) were age 55 or older.
- Supervision Assignment Level
 - 91 (76%) had a “Medium” supervision assignment level.
 - 16 (13%) had an “Elevated” supervision assignment level.
 - 11 (9%) had a “High” supervision assignment level.
 - 2 (2%) did not have a supervision assignment level reported.
- History of Positive Drug Tests for Multiple Drugs (Both Opioids and Cocaine)
 - 10 (8%) had no drug test history.
 - 52 (43%) tested negative for Opioids or Cocaine.
 - 9 (8%) tested positive for Opioids only.
 - 43 (36%) tested positive for Cocaine only.
 - 6 (5%) tested positive for Opioids and Cocaine.
- COMPAS Recidivism Risk Level
 - 16 (13%) were at “Low” risk to recidivate.
 - 34 (28%) were at “Medium” risk to recidivate.
 - 67 (56%) were at “High” risk to recidivate.
 - 3 (3%) did not have a recidivism risk level reported.

District 14 (Danville P&P) – All Community Starters

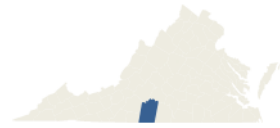
(includes the County of Pittsylvania and the City of Danville)



- 524 of the FY2016 community starters had Danville P&P as their primary supervision location.
- Gender
 - 388 (74%) Male
 - 136 (26%) Female
- Criminal History
 - 217 (41%) had no history of state responsible terms of incarceration.
 - 150 (29%) had exactly one term of state responsible incarceration.
 - 85 (16%) had exactly two terms of state responsible incarceration.
 - 72 (14%) had at least three terms of state responsible incarceration.
- DOC Crime Type
 - 105 (20%) had a “Violent” most serious offense.
 - 294 (56%) had a “Property/Public Order” most serious offense.
 - 107 (20%) had a “Drug” most serious offense.
 - 18 (3%) did not have their offense information reported.
- Age on FY2016 Community Start Date
 - 171 (33%) were younger than age 30.
 - 199 (38%) were between ages 30 and 44.
 - 111 (21%) were between ages 45 and 54.
 - 43 (8%) were age 55 or older.
- Supervision Assignment Level
 - 58 (11%) had a “Low” supervision assignment level.
 - 361 (69%) had a “Medium” supervision assignment level.
 - 44 (8%) had an “Elevated” supervision assignment level.
 - 6 (1%) had a “High” supervision assignment level.
 - 55 (11%) did not have a supervision assignment level reported.
- History of Positive Drug Tests for Multiple Drugs (Both Opioids and Cocaine)
 - 63 (12%) had no drug test history.
 - 213 (41%) tested negative for Opioids or Cocaine.
 - 41 (8%) tested positive for Opioids only.
 - 160 (31%) tested positive for Cocaine only.
 - 47 (9%) tested positive for Opioids and Cocaine.
- COMPAS Recidivism Risk Level
 - 155 (30%) were at “Low” risk to recidivate.
 - 185 (35%) were at “Medium” risk to recidivate.
 - 131 (25%) were at “High” risk to recidivate.
 - 53 (10%) did not have a recidivism risk level reported.

District 14 (Danville P&P) – Recidivating Supervisees

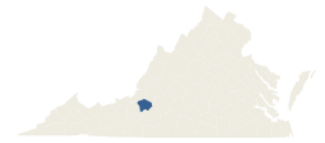
(includes the County of Pittsylvania and the City of Danville)



- 101 (19.3%) of the FY2016 community starters from Danville P&P were sentenced to a term of state responsible incarceration within three years of their community start date.
- Gender
 - 75 (74%) Male
 - 26 (26%) Female
- Criminal History
 - 24 (24%) had no history of state responsible terms of incarceration.
 - 29 (29%) had exactly one term of state responsible incarceration.
 - 26 (26%) had exactly two terms of state responsible incarceration.
 - 22 (22%) had at least three terms of state responsible incarceration.
- DOC Crime Type
 - 16 (16%) had a “Violent” most serious offense.
 - 64 (63%) had a “Property/Public Order” most serious offense.
 - 21 (21%) had a “Drug” most serious offense.
- Age on FY2016 Community Start Date
 - 27 (27%) were younger than age 30.
 - 43 (43%) were between ages 30 and 44.
 - 25 (25%) were between ages 45 and 54.
 - 6 (6%) were age 55 or older.
- Supervision Assignment Level
 - 6 (6%) had a “Low” supervision assignment level.
 - 76 (75%) had a “Medium” supervision assignment level.
 - 12 (12%) had an “Elevated” supervision assignment level.
 - 3 (3%) had a “High” supervision assignment level.
 - 4 (4%) did not have a supervision assignment level reported.
- History of Positive Drug Tests for Multiple Drugs (Both Opioids and Cocaine)
 - 6 (6%) had no drug test history.
 - 25 (25%) tested negative for Opioids or Cocaine.
 - 8 (8%) tested positive for Opioids only.
 - 49 (49%) tested positive for Cocaine only.
 - 13 (13%) tested positive for Opioids and Cocaine.
- COMPAS Recidivism Risk Level
 - 21 (21%) were at “Low” risk to recidivate.
 - 40 (40%) were at “Medium” risk to recidivate.
 - 39 (39%) were at “High” risk to recidivate.
 - 1 (1%) did not have a recidivism risk level reported.

District 15 (Roanoke P&P) – All Community Starters

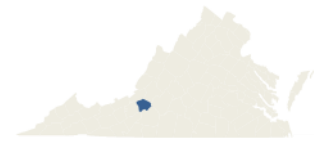
(includes the County of Roanoke and the Cities of Roanoke and Salem)



- 945 of the FY2016 community starters had Roanoke P&P as their primary supervision location.
- Gender
 - 666 (71%) Male
 - 279 (30%) Female
- Criminal History
 - 442 (47%) had no history of state responsible terms of incarceration.
 - 260 (28%) had exactly one term of state responsible incarceration.
 - 133 (14%) had exactly two terms of state responsible incarceration.
 - 110 (12%) had at least three terms of state responsible incarceration.
- DOC Crime Type
 - 202 (21%) had a “Violent” most serious offense.
 - 470 (50%) had a “Property/Public Order” most serious offense.
 - 246 (26%) had a “Drug” most serious offense.
 - 27 (3%) did not have their offense information reported.
- Age on FY2016 Community Start Date
 - 357 (38%) were younger than age 30.
 - 382 (40%) were between ages 30 and 44.
 - 146 (15%) were between ages 45 and 54.
 - 60 (6%) were age 55 or older.
- Supervision Assignment Level
 - 72 (8%) had a “Low” supervision assignment level.
 - 624 (66%) had a “Medium” supervision assignment level.
 - 149 (16%) had an “Elevated” supervision assignment level.
 - 62 (7%) had a “High” supervision assignment level.
 - 38 (4%) did not have a supervision assignment level reported.
- History of Positive Drug Tests for Multiple Drugs (Both Opioids and Cocaine)
 - 34 (4%) had no drug test history.
 - 441 (47%) tested negative for Opioids or Cocaine.
 - 129 (14%) tested positive for Opioids only.
 - 158 (17%) tested positive for Cocaine only.
 - 183 (19%) tested positive for Opioids and Cocaine.
- COMPAS Recidivism Risk Level
 - 205 (22%) were at “Low” risk to recidivate.
 - 299 (32%) were at “Medium” risk to recidivate.
 - 362 (38%) were at “High” risk to recidivate.
 - 79 (8%) did not have a recidivism risk level reported.

District 15 (Roanoke P&P) – Recidivating Supervisees

(includes the County of Roanoke and the Cities of Roanoke and Salem)



- 219 (23.2%) of the FY2016 community starters from Roanoke P&P were sentenced to a term of state responsible incarceration within three years of their community start date.
- Gender
 - 179 (82%) Male
 - 40 (18%) Female
- Criminal History
 - 72 (33%) had no history of state responsible terms of incarceration.
 - 66 (30%) had exactly one term of state responsible incarceration.
 - 44 (20%) had exactly two terms of state responsible incarceration.
 - 37 (17%) had at least three terms of state responsible incarceration.
- DOC Crime Type
 - 57 (26%) had a “Violent” most serious offense.
 - 113 (52%) had a “Property/Public Order” most serious offense.
 - 43 (20%) had a “Drug” most serious offense.
 - 6 (3%) did not have their offense information reported.
- Age on FY2016 Community Start Date
 - 94 (43%) were younger than age 30.
 - 93 (43%) were between ages 30 and 44.
 - 22 (10%) were between ages 45 and 54.
 - 10 (5%) were age 55 or older.
- Supervision Assignment Level
 - 2 (1%) had a “Low” supervision assignment level.
 - 144 (66%) had a “Medium” supervision assignment level.
 - 39 (18%) had an “Elevated” supervision assignment level.
 - 31 (14%) had a “High” supervision assignment level.
 - 3 (1%) did not have a supervision assignment level reported.
- History of Positive Drug Tests for Multiple Drugs (Both Opioids and Cocaine)
 - 6 (3%) had no drug test history.
 - 88 (40%) tested negative for Opioids or Cocaine.
 - 26 (12%) tested positive for Opioids only.
 - 43 (20%) tested positive for Cocaine only.
 - 56 (26%) tested positive for Opioids and Cocaine.
- COMPAS Recidivism Risk Level
 - 27 (12%) were at “Low” risk to recidivate.
 - 63 (29%) were at “Medium” risk to recidivate.
 - 122 (56%) were at “High” risk to recidivate.
 - 7 (3%) did not have a recidivism risk level reported.

District 16 (Wytheville P&P) – All Community Starters

(includes the Counties of Bland, Carroll, Giles, Grayson, and Wythe, and the City of Galax)



- 541 of the FY2016 community starters had Wytheville P&P as their primary supervision location.
- Gender
 - 413 (76%) Male
 - 128 (24%) Female
- Criminal History
 - 284 (53%) had no history of state responsible terms of incarceration.
 - 157 (29%) had exactly one term of state responsible incarceration.
 - 51 (9%) had exactly two terms of state responsible incarceration.
 - 49 (9%) had at least three terms of state responsible incarceration.
- DOC Crime Type
 - 106 (20%) had a “Violent” most serious offense.
 - 239 (44%) had a “Property/Public Order” most serious offense.
 - 186 (34%) had a “Drug” most serious offense.
 - 10 (2%) did not have their offense information reported.
- Age on FY2016 Community Start Date
 - 182 (34%) were younger than age 30.
 - 249 (46%) were between ages 30 and 44.
 - 65 (12%) were between ages 45 and 54.
 - 45 (8%) were age 55 or older.
- Supervision Assignment Level
 - 18 (3%) had a “Low” supervision assignment level.
 - 431 (80%) had a “Medium” supervision assignment level.
 - 31 (6%) had an “Elevated” supervision assignment level.
 - 1 (<1%) had a “High” supervision assignment level.
 - 60 (11%) did not have a supervision assignment level reported.
- History of Positive Drug Tests for Multiple Drugs (Both Opioids and Cocaine)
 - 68 (13%) had no drug test history.
 - 4 (1%) were not tested for Opioids or Cocaine.
 - 317 (59%) tested negative for Opioids or Cocaine.
 - 121 (22%) tested positive for Opioids only.
 - 13 (2%) tested positive for Cocaine only.
 - 18 (3%) tested positive for Opioids and Cocaine.
- COMPAS Recidivism Risk Level
 - 175 (32%) were at “Low” risk to recidivate.
 - 164 (30%) were at “Medium” risk to recidivate.
 - 115 (21%) were at “High” risk to recidivate.
 - 87 (16%) did not have a recidivism risk level reported.

District 16 (Wytheville P&P) – Recidivating Supervisees

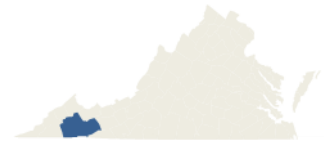
(includes the Counties of Bland, Carroll, Giles, Grayson, and Wythe, and the City of Galax)



- 173 (32.0%) of the FY2016 community starters from Wytheville P&P were sentenced to a term of state responsible incarceration within three years of their community start date.
- Gender
 - 141 (82%) Male
 - 32 (19%) Female
- Criminal History
 - 57 (33%) had no history of state responsible terms of incarceration.
 - 58 (34%) had exactly one term of state responsible incarceration.
 - 29 (17%) had exactly two terms of state responsible incarceration.
 - 29 (17%) had at least three terms of state responsible incarceration.
- DOC Crime Type
 - 44 (25%) had a “Violent” most serious offense.
 - 80 (46%) had a “Property/Public Order” most serious offense.
 - 47 (27%) had a “Drug” most serious offense.
 - 2 (1%) did not have their offense information reported.
- Age on FY2016 Community Start Date
 - 74 (43%) were younger than age 30.
 - 81 (47%) were between ages 30 and 44.
 - 16 (9%) were between ages 45 and 54.
 - 2 (1%) were age 55 or older.
- Supervision Assignment Level
 - 1 (1%) had a “Low” supervision assignment level.
 - 149 (86%) had a “Medium” supervision assignment level.
 - 15 (9%) had an “Elevated” supervision assignment level.
 - 8 (5%) did not have a supervision assignment level reported.
- History of Positive Drug Tests for Multiple Drugs (Both Opioids and Cocaine)
 - 14 (8%) had no drug test history.
 - 104 (60%) tested negative for Opioids or Cocaine.
 - 41 (24%) tested positive for Opioids only.
 - 5 (3%) tested positive for Cocaine only.
 - 9 (5%) tested positive for Opioids and Cocaine.
- COMPAS Recidivism Risk Level
 - 41 (24%) were at “Low” risk to recidivate.
 - 67 (39%) were at “Medium” risk to recidivate.
 - 56 (32%) were at “High” risk to recidivate.
 - 9 (5%) did not have a recidivism risk level reported.

District 17 (Abingdon P&P) – All Community Starters

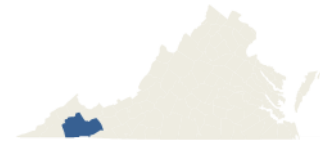
(includes the Counties of Russell, Smyth, and Washington, and the City of Bristol)



- 952 of the FY2016 community starters had Abingdon P&P as their primary supervision location.
- Gender
 - 619 (65%) Male
 - 333 (35%) Female
- Criminal History
 - 500 (53%) had no history of state responsible terms of incarceration.
 - 298 (31%) had exactly one term of state responsible incarceration.
 - 105 (11%) had exactly two terms of state responsible incarceration.
 - 49 (5%) had at least three terms of state responsible incarceration.
- DOC Crime Type
 - 149 (16%) had a “Violent” most serious offense.
 - 425 (45%) had a “Property/Public Order” most serious offense.
 - 338 (36%) had a “Drug” most serious offense.
 - 40 (4%) did not have their offense information reported.
- Age on FY2016 Community Start Date
 - 287 (30%) were younger than age 30.
 - 471 (50%) were between ages 30 and 44.
 - 141 (15%) were between ages 45 and 54.
 - 53 (6%) were age 55 or older.
- Supervision Assignment Level
 - 56 (6%) had a “Low” supervision assignment level.
 - 717 (75%) had a “Medium” supervision assignment level.
 - 47 (5%) had an “Elevated” supervision assignment level.
 - 2 (<1%) had a “High” supervision assignment level.
 - 130 (14%) did not have a supervision assignment level reported.
- History of Positive Drug Tests for Multiple Drugs (Both Opioids and Cocaine)
 - 148 (16%) had no drug test history.
 - 1 (<1%) was not tested for Opioids or Cocaine.
 - 449 (47%) tested negative for Opioids or Cocaine.
 - 323 (34%) tested positive for Opioids only.
 - 10 (1%) tested positive for Cocaine only.
 - 21 (2%) tested positive for Opioids and Cocaine.
- COMPAS Recidivism Risk Level
 - 305 (32%) were at “Low” risk to recidivate.
 - 296 (31%) were at “Medium” risk to recidivate.
 - 195 (21%) were at “High” risk to recidivate.
 - 156 (16%) did not have a recidivism risk level reported.

District 17 (Abingdon P&P) – Recidivating Supervisees

(includes the Counties of Russell, Smyth, and Washington, and the City of Bristol)



- 230 (24.2%) of the FY2016 community starters from Abingdon P&P were sentenced to a term of state responsible incarceration within three years of their community start date.
- Gender
 - 165 (72%) Male
 - 65 (28%) Female
- Criminal History
 - 83 (36%) had no history of state responsible terms of incarceration.
 - 81 (35%) had exactly one term of state responsible incarceration.
 - 38 (17%) had exactly two terms of state responsible incarceration.
 - 28 (12%) had at least three terms of state responsible incarceration.
- DOC Crime Type
 - 46 (20%) had a “Violent” most serious offense.
 - 122 (53%) had a “Property/Public Order” most serious offense.
 - 58 (25%) had a “Drug” most serious offense.
 - 4 (2%) did not have their offense information reported.
- Age on FY2016 Community Start Date
 - 76 (33%) were younger than age 30.
 - 129 (56%) were between ages 30 and 44.
 - 23 (10%) were between ages 45 and 54.
 - 2 (1%) were age 55 or older.
- Supervision Assignment Level
 - 3 (1%) had a “Low” supervision assignment level.
 - 193 (84%) had a “Medium” supervision assignment level.
 - 19 (8%) had an “Elevated” supervision assignment level.
 - 2 (1%) had a “High” supervision assignment level.
 - 13 (6%) did not have a supervision assignment level reported.
- History of Positive Drug Tests for Multiple Drugs (Both Opioids and Cocaine)
 - 33 (14%) had no drug test history.
 - 102 (44%) tested negative for Opioids or Cocaine.
 - 84 (37%) tested positive for Opioids only.
 - 3 (1%) tested positive for Cocaine only.
 - 8 (4%) tested positive for Opioids and Cocaine.
- COMPAS Recidivism Risk Level
 - 45 (20%) were at “Low” risk to recidivate.
 - 88 (38%) were at “Medium” risk to recidivate.
 - 83 (36%) were at “High” risk to recidivate.
 - 14 (6%) did not have a recidivism risk level reported.

District 18 (Norton P&P) – All Community Starters

(includes the Counties of Dickenson, Lee, Scott, and Wise, and the City of Norton)



- 892 of the FY2016 community starters had Norton P&P as their primary supervision location.
- Gender
 - 590 (66%) Male
 - 302 (34%) Female
- Criminal History
 - 467 (52%) had no history of state responsible terms of incarceration.
 - 289 (32%) had exactly one term of state responsible incarceration.
 - 95 (11%) had exactly two terms of state responsible incarceration.
 - 41 (5%) had at least three terms of state responsible incarceration.
- DOC Crime Type
 - 141 (16%) had a “Violent” most serious offense.
 - 471 (53%) had a “Property/Public Order” most serious offense.
 - 264 (30%) had a “Drug” most serious offense.
 - 16 (2%) did not have their offense information reported.
- Age on FY2016 Community Start Date
 - 241 (27%) were younger than age 30.
 - 457 (51%) were between ages 30 and 44.
 - 142 (16%) were between ages 45 and 54.
 - 52 (6%) were age 55 or older.
- Supervision Assignment Level
 - 137 (15%) had a “Low” supervision assignment level.
 - 384 (43%) had a “Medium” supervision assignment level.
 - 45 (5%) had an “Elevated” supervision assignment level.
 - 326 (37%) did not have a supervision assignment level reported.
- History of Positive Drug Tests for Multiple Drugs (Both Opioids and Cocaine)
 - 193 (22%) had no drug test history.
 - 373 (42%) tested negative for Opioids or Cocaine.
 - 295 (33%) tested positive for Opioids only.
 - 5 (1%) tested positive for Cocaine only.
 - 26 (3%) tested positive for Opioids and Cocaine.
- COMPAS Recidivism Risk Level
 - 217 (24%) were at “Low” risk to recidivate.
 - 175 (20%) were at “Medium” risk to recidivate.
 - 149 (17%) were at “High” risk to recidivate.
 - 351 (39%) did not have a recidivism risk level reported.

District 18 (Norton P&P) – Recidivating Supervisees

(includes the Counties of Dickenson, Lee, Scott, and Wise, and the City of Norton)



- 167 (18.7%) of the FY2016 community starters from Norton P&P were sentenced to a term of state responsible incarceration within three years of their community start date.
- Gender
 - 120 (72%) Male
 - 47 (28%) Female
- Criminal History
 - 73 (44%) had no history of state responsible terms of incarceration.
 - 51 (31%) had exactly one term of state responsible incarceration.
 - 31 (19%) had exactly two terms of state responsible incarceration.
 - 12 (7%) had at least three terms of state responsible incarceration.
- DOC Crime Type
 - 30 (18%) had a “Violent” most serious offense.
 - 97 (58%) had a “Property/Public Order” most serious offense.
 - 37 (22%) had a “Drug” most serious offense.
 - 3 (2%) did not have their offense information reported.
- Age on FY2016 Community Start Date
 - 64 (38%) were younger than age 30.
 - 79 (47%) were between ages 30 and 44.
 - 20 (12%) were between ages 45 and 54.
 - 4 (2%) were age 55 or older.
- Supervision Assignment Level
 - 18 (11%) had a “Low” supervision assignment level.
 - 115 (69%) had a “Medium” supervision assignment level.
 - 17 (10%) had an “Elevated” supervision assignment level.
 - 17 (10%) did not have a supervision assignment level reported.
- History of Positive Drug Tests for Multiple Drugs (Both Opioids and Cocaine)
 - 12 (7%) had no drug test history.
 - 74 (44%) tested negative for Opioids or Cocaine.
 - 70 (42%) tested positive for Opioids only.
 - 11 (7%) tested positive for Opioids and Cocaine.
- COMPAS Recidivism Risk Level
 - 49 (29%) were at “Low” risk to recidivate.
 - 44 (26%) were at “Medium” risk to recidivate.
 - 58 (35%) were at “High” risk to recidivate.
 - 16 (10%) did not have a recidivism risk level reported.

District 19 (Newport News P&P) – All Community Starters

(includes the City of Newport News)



- 656 of the FY2016 community starters had Newport News P&P as their primary supervision location.
- Gender
 - 558 (85%) Male
 - 98 (15%) Female
- Criminal History
 - 257 (39%) had no history of state responsible terms of incarceration.
 - 192 (29%) had exactly one term of state responsible incarceration.
 - 92 (14%) had exactly two terms of state responsible incarceration.
 - 115 (18%) had at least three terms of state responsible incarceration.
- DOC Crime Type
 - 205 (31%) had a “Violent” most serious offense.
 - 284 (43%) had a “Property/Public Order” most serious offense.
 - 140 (21%) had a “Drug” most serious offense.
 - 27 (4%) did not have their offense information reported.
- Age on FY2016 Community Start Date
 - 261 (40%) were younger than age 30.
 - 232 (35%) were between ages 30 and 44.
 - 116 (18%) were between ages 45 and 54.
 - 47 (7%) were age 55 or older.
- Supervision Assignment Level
 - 56 (9%) had a “Low” supervision assignment level.
 - 373 (57%) had a “Medium” supervision assignment level.
 - 121 (18%) had an “Elevated” supervision assignment level.
 - 64 (10%) had a “High” supervision assignment level.
 - 42 (6%) did not have a supervision assignment level reported.
- History of Positive Drug Tests for Multiple Drugs (Both Opioids and Cocaine)
 - 18 (3%) had no drug test history.
 - 346 (53%) tested negative for Opioids or Cocaine.
 - 41 (6%) tested positive for Opioids only.
 - 162 (25%) tested positive for Cocaine only.
 - 89 (14%) tested positive for Opioids and Cocaine.
- COMPAS Recidivism Risk Level
 - 181 (28%) were at “Low” risk to recidivate.
 - 221 (34%) were at “Medium” risk to recidivate.
 - 218 (33%) were at “High” risk to recidivate.
 - 36 (6%) did not have a recidivism risk level reported.

District 19 (Newport News P&P) – Recidivating Supervisees

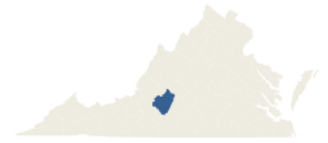
(includes the City of Newport News)



- 144 (22.0%) of the FY2016 community starters from Newport News P&P were sentenced to a term of state responsible incarceration within three years of their community start date.
- Gender
 - 135 (94%) Male
 - 9 (6%) Female
- Criminal History
 - 46 (32%) had no history of state responsible terms of incarceration.
 - 34 (24%) had exactly one term of state responsible incarceration.
 - 26 (18%) had exactly two terms of state responsible incarceration.
 - 38 (26%) had at least three terms of state responsible incarceration.
- DOC Crime Type
 - 51 (35%) had a “Violent” most serious offense.
 - 60 (42%) had a “Property/Public Order” most serious offense.
 - 29 (20%) had a “Drug” most serious offense.
 - 4 (3%) did not have their offense information reported.
- Age on FY2016 Community Start Date
 - 60 (42%) were younger than age 30.
 - 47 (33%) were between ages 30 and 44.
 - 27 (19%) were between ages 45 and 54.
 - 10 (7%) were age 55 or older.
- Supervision Assignment Level
 - 1 (1%) had a “Low” supervision assignment level.
 - 72 (50%) had a “Medium” supervision assignment level.
 - 35 (24%) had an “Elevated” supervision assignment level.
 - 25 (17%) had a “High” supervision assignment level.
 - 11 (8%) did not have a supervision assignment level reported.
- History of Positive Drug Tests for Multiple Drugs (Both Opioids and Cocaine)
 - 8 (6%) had no drug test history.
 - 58 (40%) tested negative for Opioids or Cocaine.
 - 8 (6%) tested positive for Opioids only.
 - 47 (33%) tested positive for Cocaine only.
 - 23 (16%) tested positive for Opioids and Cocaine.
- COMPAS Recidivism Risk Level
 - 27 (19%) were at “Low” risk to recidivate.
 - 50 (35%) were at “Medium” risk to recidivate.
 - 63 (44%) were at “High” risk to recidivate.
 - 4 (3%) did not have a recidivism risk level reported.

District 20 (Bedford P&P) – All Community Starters

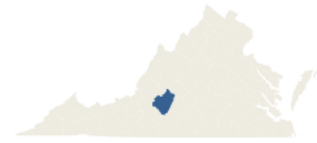
(includes the County of Bedford)



- 178 of the FY2016 community starters had Bedford P&P as their primary supervision location.
- Gender
 - 126 (71%) Male
 - 52 (29%) Female
- Criminal History
 - 111 (62%) had no history of state responsible terms of incarceration.
 - 46 (26%) had exactly one term of state responsible incarceration.
 - 12 (7%) had exactly two terms of state responsible incarceration.
 - 9 (5%) had at least three terms of state responsible incarceration.
- DOC Crime Type
 - 38 (21%) had a “Violent” most serious offense.
 - 75 (42%) had a “Property/Public Order” most serious offense.
 - 54 (30%) had a “Drug” most serious offense.
 - 11 (6%) did not have their offense information reported.
- Age on FY2016 Community Start Date
 - 68 (38%) were younger than age 30.
 - 81 (46%) were between ages 30 and 44.
 - 23 (13%) were between ages 45 and 54.
 - 6 (3%) were age 55 or older.
- Supervision Assignment Level
 - 13 (7%) had a “Low” supervision assignment level.
 - 116 (65%) had a “Medium” supervision assignment level.
 - 30 (17%) had an “Elevated” supervision assignment level.
 - 8 (5%) had a “High” supervision assignment level.
 - 11 (6%) did not have a supervision assignment level reported.
- History of Positive Drug Tests for Multiple Drugs (Both Opioids and Cocaine)
 - 12 (7%) had no drug test history
 - 1 (1%) was not tested for Opioids or Cocaine
 - 84 (47%) tested negative for Opioids or Cocaine.
 - 29 (16%) tested positive for Opioids only.
 - 25 (14%) tested positive for Cocaine only.
 - 27 (15%) tested positive for Opioids and Cocaine.
- COMPAS Recidivism Risk Level
 - 58 (33%) were at “Low” risk to recidivate.
 - 57 (32%) were at “Medium” risk to recidivate.
 - 42 (24%) were at “High” risk to recidivate.
 - 21 (12%) did not have a recidivism risk level reported.

District 20 (Bedford P&P) – Recidivating Supervisees

(includes the County of Bedford)



- 22 (12.4%) of the FY2016 community starters from Bedford P&P were sentenced to a term of state responsible incarceration within three years of their community start date.
- Gender
 - 16 (73%) Male
 - 6 (27%) Female
- Criminal History
 - 14 (64%) had no history of state responsible terms of incarceration.
 - 4 (18%) had exactly one term of state responsible incarceration.
 - 1 (5%) had exactly two terms of state responsible incarceration.
 - 3 (14%) had at least three terms of state responsible incarceration.
- DOC Crime Type
 - 5 (23%) had a “Violent” most serious offense.
 - 12 (55%) had a “Property/Public Order” most serious offense.
 - 5 (23%) had a “Drug” most serious offense.
- Age on FY2016 Community Start Date
 - 12 (55%) were younger than age 30.
 - 9 (41%) were between ages 30 and 44.
 - 1 (5%) was between ages 45 and 54.
- Supervision Assignment Level
 - 16 (73%) had a “Medium” supervision assignment level.
 - 4 (18%) had an “Elevated” supervision assignment level.
 - 2 (9%) had a “High” supervision assignment level.
- History of Positive Drug Tests for Multiple Drugs (Both Opioids and Cocaine)
 - 9 (41%) tested negative for Opioids or Cocaine.
 - 3 (14%) tested positive for Opioids only.
 - 5 (23%) tested positive for Cocaine only.
 - 5 (23%) tested positive for Opioids and Cocaine.
- COMPAS Recidivism Risk Level
 - 6 (27%) were at “Low” risk to recidivate.
 - 9 (41%) were at “Medium” risk to recidivate.
 - 7 (32%) were at “High” risk to recidivate.

District 21 (Fredericksburg P&P) – All Community Starters

(includes the Counties of King George, Spotsylvania, and Stafford, and the City of Fredericksburg)



- 1,424 of the FY2016 community starters had Fredericksburg P&P as their primary supervision location.
- Gender
 - 1,078 (76%) Male
 - 346 (24%) Female
- Criminal History
 - 751 (53%) had no history of state responsible terms of incarceration.
 - 424 (30%) had exactly one term of state responsible incarceration.
 - 145 (10%) had exactly two terms of state responsible incarceration.
 - 104 (7%) had at least three terms of state responsible incarceration.
- DOC Crime Type
 - 236 (17%) had a “Violent” most serious offense.
 - 796 (56%) had a “Property/Public Order” most serious offense.
 - 334 (24%) had a “Drug” most serious offense.
 - 58 (4%) did not have their offense information reported.
- Age on FY2016 Community Start Date
 - 531 (37%) were younger than age 30.
 - 604 (42%) were between ages 30 and 44.
 - 204 (14%) were between ages 45 and 54.
 - 85 (6%) were age 55 or older.
- Supervision Assignment Level
 - 113 (8%) had a “Low” supervision assignment level.
 - 631 (44%) had a “Medium” supervision assignment level.
 - 117 (8%) had an “Elevated” supervision assignment level.
 - 14 (1%) had a “High” supervision assignment level.
 - 549 (39%) did not have a supervision assignment level reported.
- History of Positive Drug Tests for Multiple Drugs (Both Opioids and Cocaine)
 - 422 (30%) had no drug test history.
 - 568 (40%) tested negative for Opioids or Cocaine.
 - 179 (13%) tested positive for Opioids only.
 - 107 (8%) tested positive for Cocaine only.
 - 148 (10%) tested positive for Opioids and Cocaine.
- COMPAS Recidivism Risk Level
 - 272 (19%) were at “Low” risk to recidivate.
 - 350 (25%) were at “Medium” risk to recidivate.
 - 261 (18%) were at “High” risk to recidivate.
 - 541 (38%) did not have a recidivism risk level reported.

District 21 (Fredericksburg P&P) – Recidivating Supervisees

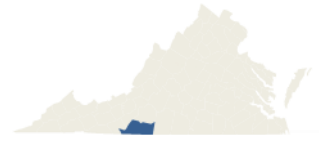
(includes the Counties of King George, Spotsylvania, and Stafford, and the City of Fredericksburg)



- 323 (22.7%) of the FY2016 community starters from Fredericksburg P&P were sentenced to a term of state responsible incarceration within three years of their community start date.
- Gender
 - 259 (80%) Male
 - 64 (20%) Female
- Criminal History
 - 141 (44%) had no history of state responsible terms of incarceration.
 - 97 (30%) had exactly one term of state responsible incarceration.
 - 46 (14%) had exactly two terms of state responsible incarceration.
 - 39 (12%) had at least three terms of state responsible incarceration.
- DOC Crime Type
 - 52 (16%) had a “Violent” most serious offense.
 - 195 (60%) had a “Property/Public Order” most serious offense.
 - 66 (20%) had a “Drug” most serious offense.
 - 10 (3%) did not have their offense information reported.
- Age on FY2016 Community Start Date
 - 144 (45%) were younger than age 30.
 - 138 (43%) were between ages 30 and 44.
 - 34 (11%) were between ages 45 and 54.
 - 7 (2%) were age 55 or older.
- Supervision Assignment Level
 - 22 (7%) had a “Low” supervision assignment level.
 - 215 (67%) had a “Medium” supervision assignment level.
 - 37 (12%) had an “Elevated” supervision assignment level.
 - 9 (3%) had a “High” supervision assignment level.
 - 40 (12%) did not have a supervision assignment level reported.
- History of Positive Drug Tests for Multiple Drugs (Both Opioids and Cocaine)
 - 41 (13%) had no drug test history.
 - 119 (37%) tested negative for Opioids or Cocaine.
 - 60 (19%) tested positive for Opioids only.
 - 40 (12%) tested positive for Cocaine only.
 - 63 (20%) tested positive for Opioids and Cocaine.
- COMPAS Recidivism Risk Level
 - 60 (19%) were at “Low” risk to recidivate.
 - 135 (42%) were at “Medium” risk to recidivate.
 - 108 (33%) were at “High” risk to recidivate.
 - 20 (6%) did not have a recidivism risk level reported.

District 22 (Martinsville P&P) – All Community Starters

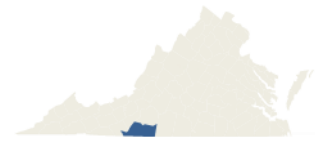
(includes the Counties of Henry and Patrick, and the City of Martinsville)



- 406 of the FY2016 community starters had Martinsville P&P as their primary supervision location.
- Gender
 - 288 (71%) Male
 - 118 (29%) Female
- Criminal History
 - 198 (49%) had no history of state responsible terms of incarceration.
 - 103 (25%) had exactly one term of state responsible incarceration.
 - 50 (12%) had exactly two terms of state responsible incarceration.
 - 55 (14%) had at least three terms of state responsible incarceration.
- DOC Crime Type
 - 71 (18%) had a “Violent” most serious offense.
 - 215 (53%) had a “Property/Public Order” most serious offense.
 - 84 (21%) had a “Drug” most serious offense.
 - 36 (9%) did not have their offense information reported.
- Age on FY2016 Community Start Date
 - 150 (37%) were younger than age 30.
 - 162 (40%) were between ages 30 and 44.
 - 69 (17%) were between ages 45 and 54.
 - 25 (6%) were age 55 or older.
- Supervision Assignment Level
 - 34 (8%) had a “Low” supervision assignment level.
 - 297 (73%) had a “Medium” supervision assignment level.
 - 40 (10%) had an “Elevated” supervision assignment level.
 - 13 (3%) had a “High” supervision assignment level.
 - 22 (5%) did not have a supervision assignment level reported.
- History of Positive Drug Tests for Multiple Drugs (Both Opioids and Cocaine)
 - 23 (6%) had no drug test history.
 - 196 (48%) tested negative for Opioids or Cocaine.
 - 60 (15%) tested positive for Opioids only.
 - 76 (19%) tested positive for Cocaine only.
 - 51 (13%) tested positive for Opioids and Cocaine.
- COMPAS Recidivism Risk Level
 - 110 (27%) were at “Low” risk to recidivate.
 - 139 (34%) were at “Medium” risk to recidivate.
 - 128 (32%) were at “High” risk to recidivate.
 - 29 (7%) did not have a recidivism risk level reported.

District 22 (Martinsville P&P) – Recidivating Supervisees

(includes the Counties of Henry and Patrick, and the City of Martinsville)



- 88 (21.7%) of the FY2016 community starters from Martinsville P&P were sentenced to a term of state responsible incarceration within three years of their community start date.
- Gender
 - 71 (81%) Male
 - 17 (19%) Female
- Criminal History
 - 36 (41%) had no history of state responsible terms of incarceration.
 - 23 (26%) had exactly one term of state responsible incarceration.
 - 14 (16%) had exactly two terms of state responsible incarceration.
 - 15 (17%) had at least three terms of state responsible incarceration.
- DOC Crime Type
 - 16 (18%) had a “Violent” most serious offense.
 - 52 (59%) had a “Property/Public Order” most serious offense.
 - 15 (17%) had a “Drug” most serious offense.
 - 5 (6%) did not have their offense information reported.
- Age on FY2016 Community Start Date
 - 38 (43%) were younger than age 30.
 - 35 (40%) were between ages 30 and 44.
 - 13 (15%) were between ages 45 and 54.
 - 2 (2%) were age 55 or older.
- Supervision Assignment Level
 - 7 (8%) had a “Low” supervision assignment level.
 - 53 (60%) had a “Medium” supervision assignment level.
 - 17 (19%) had an “Elevated” supervision assignment level.
 - 5 (6%) had a “High” supervision assignment level.
 - 6 (7%) did not have a supervision assignment level reported.
- History of Positive Drug Tests for Multiple Drugs (Both Opioids and Cocaine)
 - 3 (3%) had no drug test history.
 - 31 (35%) tested negative for Opioids or Cocaine.
 - 14 (16%) tested positive for Opioids only.
 - 23 (26%) tested positive for Cocaine only.
 - 17 (19%) tested positive for Opioids and Cocaine.
- COMPAS Recidivism Risk Level
 - 11 (13%) were at “Low” risk to recidivate.
 - 32 (36%) were at “Medium” risk to recidivate.
 - 41 (47%) were at “High” risk to recidivate.
 - 4 (5%) did not have a recidivism risk level reported.

District 23 (Virginia Beach P&P) – All Community Starters

(includes the City of Virginia Beach)



- 1,272 of the FY2016 community starters had Virginia Beach P&P as their primary supervision location.
- Gender
 - 1,051 (83%) Male
 - 221 (17%) Female
- Criminal History
 - 529 (42%) had no history of state responsible terms of incarceration.
 - 456 (36%) had exactly one term of state responsible incarceration.
 - 173 (14%) had exactly two terms of state responsible incarceration.
 - 114 (9%) had at least three terms of state responsible incarceration.
- DOC Crime Type
 - 356 (28%) had a “Violent” most serious offense.
 - 598 (47%) had a “Property/Public Order” most serious offense.
 - 261 (21%) had a “Drug” most serious offense.
 - 57 (5%) did not have their offense information reported.
- Age on FY2016 Community Start Date
 - 467 (37%) were younger than age 30.
 - 526 (41%) were between ages 30 and 44.
 - 194 (15%) were between ages 45 and 54.
 - 85 (7%) were age 55 or older.
- Supervision Assignment Level
 - 74 (6%) had a “Low” supervision assignment level.
 - 628 (49%) had a “Medium” supervision assignment level.
 - 154 (12%) had an “Elevated” supervision assignment level.
 - 48 (4%) had a “High” supervision assignment level.
 - 368 (29%) did not have a supervision assignment level reported.
- History of Positive Drug Tests for Multiple Drugs (Both Opioids and Cocaine)
 - 214 (17%) had no drug test history.
 - 662 (52%) tested negative for Opioids or Cocaine.
 - 95 (8%) tested positive for Opioids only.
 - 187 (15%) tested positive for Cocaine only.
 - 114 (9%) tested positive for Opioids and Cocaine.
- COMPAS Recidivism Risk Level
 - 238 (19%) were at “Low” risk to recidivate.
 - 320 (25%) were at “Medium” risk to recidivate.
 - 309 (24%) were at “High” risk to recidivate.
 - 405 (32%) did not have a recidivism risk level reported.

District 23 (Virginia Beach P&P) – Recidivating Supervisees

(includes the City of Virginia Beach)



- 272 (21.4%) of the FY2016 community starters from Virginia Beach P&P were sentenced to a term of state responsible incarceration within three years of their community start date.
- Gender
 - 228 (84%) Male
 - 44 (16%) Female
- Criminal History
 - 85 (31%) had no history of state responsible terms of incarceration.
 - 80 (29%) had exactly one term of state responsible incarceration.
 - 48 (18%) had exactly two terms of state responsible incarceration.
 - 59 (22%) had at least three terms of state responsible incarceration.
- DOC Crime Type
 - 62 (23%) had a “Violent” most serious offense.
 - 149 (55%) had a “Property/Public Order” most serious offense.
 - 58 (21%) had a “Drug” most serious offense.
 - 3 (1%) did not have their offense information reported.
- Age on FY2016 Community Start Date
 - 104 (38%) were younger than age 30.
 - 111 (41%) were between ages 30 and 44.
 - 45 (17%) were between ages 45 and 54.
 - 12 (4%) were age 55 or older.
- Supervision Assignment Level
 - 12 (4%) had a “Low” supervision assignment level.
 - 148 (54%) had a “Medium” supervision assignment level.
 - 67 (25%) had an “Elevated” supervision assignment level.
 - 24 (9%) had a “High” supervision assignment level.
 - 21 (8%) did not have a supervision assignment level reported.
- History of Positive Drug Tests for Multiple Drugs (Both Opioids and Cocaine)
 - 27 (10%) had no drug test history.
 - 106 (39%) tested negative for Opioids or Cocaine.
 - 28 (10%) tested positive for Opioids only.
 - 65 (24%) tested positive for Cocaine only.
 - 46 (17%) tested positive for Opioids and Cocaine.
- COMPAS Recidivism Risk Level
 - 38 (14%) were at “Low” risk to recidivate.
 - 91 (34%) were at “Medium” risk to recidivate.
 - 128 (47%) were at “High” risk to recidivate.
 - 15 (6%) did not have a recidivism risk level reported.

District 24 (Farmville P&P) – All Community Starters

(includes the Counties of Appomattox, Buckingham, Charlotte, Cumberland, and Prince Edward)



- 307 of the FY2016 community starters had Farmville P&P as their primary supervision location.
- Gender
 - 237 (77%) Male
 - 70 (23%) Female
- Criminal History
 - 148 (48%) had no history of state responsible terms of incarceration.
 - 80 (26%) had exactly one term of state responsible incarceration.
 - 44 (14%) had exactly two terms of state responsible incarceration.
 - 35 (11%) had at least three terms of state responsible incarceration.
- DOC Crime Type
 - 69 (23%) had a “Violent” most serious offense.
 - 123 (40%) had a “Property/Public Order” most serious offense.
 - 109 (36%) had a “Drug” most serious offense.
 - 6 (2%) did not have their offense information reported.
- Age on FY2016 Community Start Date
 - 110 (36%) were younger than age 30.
 - 126 (41%) were between ages 30 and 44.
 - 55 (18%) were between ages 45 and 54.
 - 16 (5%) were age 55 or older.
- Supervision Assignment Level
 - 16 (5%) had a “Low” supervision assignment level.
 - 234 (76%) had a “Medium” supervision assignment level.
 - 27 (9%) had an “Elevated” supervision assignment level.
 - 14 (5%) had a “High” supervision assignment level.
 - 16 (5%) did not have a supervision assignment level reported.
- History of Positive Drug Tests for Multiple Drugs (Both Opioids and Cocaine)
 - 10 (3%) had no drug test history.
 - 156 (51%) tested negative for Opioids or Cocaine.
 - 34 (11%) tested positive for Opioids only.
 - 73 (24%) tested positive for Cocaine only.
 - 34 (11%) tested positive for Opioids and Cocaine.
- COMPAS Recidivism Risk Level
 - 103 (34%) were at “Low” risk to recidivate.
 - 111 (36%) were at “Medium” risk to recidivate.
 - 75 (24%) were at “High” risk to recidivate.
 - 18 (6%) did not have a recidivism risk level reported.

District 24 (Farmville P&P) – Recidivating Supervisees

(includes the Counties of Appomattox, Buckingham, Charlotte, Cumberland, and Prince Edward)



- 74 (24.1%) of the FY2016 community starters from Farmville P&P were sentenced to a term of state responsible incarceration within three years of their community start date.
- Gender
 - 61 (82%) Male
 - 13 (18%) Female
- Criminal History
 - 26 (35%) had no history of state responsible terms of incarceration.
 - 22 (30%) had exactly one term of state responsible incarceration.
 - 14 (19%) had exactly two terms of state responsible incarceration.
 - 12 (16%) had at least three terms of state responsible incarceration.
- DOC Crime Type
 - 19 (26%) had a “Violent” most serious offense.
 - 34 (46%) had a “Property/Public Order” most serious offense.
 - 21 (28%) had a “Drug” most serious offense.
- Age on FY2016 Community Start Date
 - 30 (41%) were younger than age 30.
 - 32 (43%) were between ages 30 and 44.
 - 10 (14%) were between ages 45 and 54.
 - 2 (3%) were age 55 or older.
- Supervision Assignment Level
 - 1 (1%) had a “Low” supervision assignment level.
 - 49 (66%) had a “Medium” supervision assignment level.
 - 14 (19%) had an “Elevated” supervision assignment level.
 - 7 (10%) had a “High” supervision assignment level.
 - 3 (4%) did not have a supervision assignment level reported.
- History of Positive Drug Tests for Multiple Drugs (Both Opioids and Cocaine)
 - 3 (4%) had no drug test history.
 - 31 (42%) tested negative for Opioids or Cocaine.
 - 7 (10%) tested positive for Opioids only.
 - 23 (31%) tested positive for Cocaine only.
 - 10 (14%) tested positive for Opioids and Cocaine.
- COMPAS Recidivism Risk Level
 - 23 (31%) were at “Low” risk to recidivate.
 - 24 (32%) were at “Medium” risk to recidivate.
 - 25 (34%) were at “High” risk to recidivate.
 - 2 (3%) did not have a recidivism risk level reported.

District 25 (Leesburg P&P) – All Community Starters

(includes the Counties of Fauquier, Loudoun, and Rappahannock)



- 551 of the FY2016 community starters had Leesburg P&P as their primary supervision location.
- Gender
 - 418 (76%) Male
 - 133 (24%) Female
- Criminal History
 - 328 (60%) had no history of state responsible terms of incarceration.
 - 155 (28%) had exactly one term of state responsible incarceration.
 - 28 (5%) had exactly two terms of state responsible incarceration.
 - 40 (7%) had at least three terms of state responsible incarceration.
- DOC Crime Type
 - 77 (14%) had a “Violent” most serious offense.
 - 272 (49%) had a “Property/Public Order” most serious offense.
 - 171 (31%) had a “Drug” most serious offense.
 - 31 (6%) did not have their offense information reported.
- Age on FY2016 Community Start Date
 - 273 (50%) were younger than age 30.
 - 181 (33%) were between ages 30 and 44.
 - 72 (13%) were between ages 45 and 54.
 - 25 (5%) were age 55 or older.
- Supervision Assignment Level
 - 69 (13%) had a “Low” supervision assignment level.
 - 309 (56%) had a “Medium” supervision assignment level.
 - 53 (10%) had an “Elevated” supervision assignment level.
 - 13 (2%) had a “High” supervision assignment level.
 - 107 (19%) did not have a supervision assignment level reported.
- History of Positive Drug Tests for Multiple Drugs (Both Opioids and Cocaine)
 - 94 (17%) had no drug test history.
 - 264 (48%) tested negative for Opioids or Cocaine.
 - 98 (18%) tested positive for Opioids only.
 - 44 (8%) tested positive for Cocaine only.
 - 51 (9%) tested positive for Opioids and Cocaine.
- COMPAS Recidivism Risk Level
 - 142 (26%) were at “Low” risk to recidivate.
 - 131 (24%) were at “Medium” risk to recidivate.
 - 143 (26%) were at “High” risk to recidivate.
 - 135 (25%) did not have a recidivism risk level reported.

District 25 (Leesburg P&P) – Recidivating Supervisees

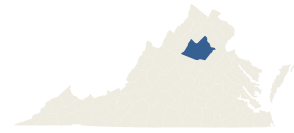
(includes the Counties of Fauquier, Loudoun, and Rappahannock)



- 114 (20.7%) of the FY2016 community starters from Leesburg P&P were sentenced to a term of state responsible incarceration within three years of their community start date.
- Gender
 - 97 (85%) Male
 - 17 (15%) Female
- Criminal History
 - 46 (40%) had no history of state responsible terms of incarceration.
 - 40 (35%) had exactly one term of state responsible incarceration.
 - 8 (7%) had exactly two terms of state responsible incarceration.
 - 20 (18%) had at least three terms of state responsible incarceration.
- DOC Crime Type
 - 14 (12%) had a “Violent” most serious offense.
 - 66 (58%) had a “Property/Public Order” most serious offense.
 - 32 (28%) had a “Drug” most serious offense.
 - 2 (2%) did not have their offense information reported.
- Age on FY2016 Community Start Date
 - 56 (49%) were younger than age 30.
 - 41 (36%) were between ages 30 and 44.
 - 15 (13%) were between ages 45 and 54.
 - 2 (2%) were age 55 or older.
- Supervision Assignment Level
 - 13 (11%) had a “Low” supervision assignment level.
 - 70 (61%) had a “Medium” supervision assignment level.
 - 17 (15%) had an “Elevated” supervision assignment level.
 - 5 (4%) had a “High” supervision assignment level.
 - 9 (8%) did not have a supervision assignment level reported.
- History of Positive Drug Tests for Multiple Drugs (Both Opioids and Cocaine)
 - 7 (6%) had no drug test history.
 - 44 (39%) tested negative for Opioids or Cocaine.
 - 28 (25%) tested positive for Opioids only.
 - 15 (13%) tested positive for Cocaine only.
 - 20 (18%) tested positive for Opioids and Cocaine.
- COMPAS Recidivism Risk Level
 - 18 (16%) were at “Low” risk to recidivate.
 - 38 (33%) were at “Medium” risk to recidivate.
 - 50 (44%) were at “High” risk to recidivate.
 - 8 (7%) did not have a recidivism risk level reported.

District 26 (Culpeper P&P) – All Community Starters

(includes the Counties of Culpeper, Greene, Madison, and Orange)



- 362 of the FY2016 community starters had Culpeper P&P as their primary supervision location.
- Gender
 - 277 (77%) Male
 - 85 (24%) Female
- Criminal History
 - 193 (53%) had no history of state responsible terms of incarceration.
 - 92 (25%) had exactly one term of state responsible incarceration.
 - 47 (13%) had exactly two terms of state responsible incarceration.
 - 30 (8%) had at least three terms of state responsible incarceration.
- DOC Crime Type
 - 71 (20%) had a “Violent” most serious offense.
 - 166 (46%) had a “Property/Public Order” most serious offense.
 - 109 (30%) had a “Drug” most serious offense.
 - 16 (4%) did not have their offense information reported.
- Age on FY2016 Community Start Date
 - 151 (42%) were younger than age 30.
 - 149 (41%) were between ages 30 and 44.
 - 46 (13%) were between ages 45 and 54.
 - 16 (4%) were age 55 or older.
- Supervision Assignment Level
 - 40 (11%) had a “Low” supervision assignment level.
 - 235 (65%) had a “Medium” supervision assignment level.
 - 33 (9%) had an “Elevated” supervision assignment level.
 - 41 (11%) had a “High” supervision assignment level.
 - 13 (4%) did not have a supervision assignment level reported.
- History of Positive Drug Tests for Multiple Drugs (Both Opioids and Cocaine)
 - 12 (3%) had no drug test history.
 - 165 (46%) tested negative for Opioids or Cocaine.
 - 66 (18%) tested positive for Opioids only.
 - 51 (14%) tested positive for Cocaine only.
 - 68 (19%) tested positive for Opioids and Cocaine.
- COMPAS Recidivism Risk Level
 - 101 (28%) were at “Low” risk to recidivate.
 - 130 (36%) were at “Medium” risk to recidivate.
 - 116 (32%) were at “High” risk to recidivate.
 - 15 (4%) did not have a recidivism risk level reported.

District 26 (Culpeper P&P) – Recidivating Supervisees

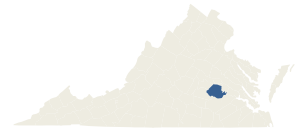
(includes the Counties of Culpeper, Greene, Madison, and Orange)



- 92 (25.4%) of the FY2016 community starters from Culpeper P&P were sentenced to a term of state responsible incarceration within three years of their community start date.
- Gender
 - 76 (83%) Male
 - 16 (17%) Female
- Criminal History
 - 34 (37%) had no history of state responsible terms of incarceration.
 - 27 (29%) had exactly one term of state responsible incarceration.
 - 17 (19%) had exactly two terms of state responsible incarceration.
 - 14 (15%) had at least three terms of state responsible incarceration.
- DOC Crime Type
 - 20 (22%) had a “Violent” most serious offense.
 - 44 (48%) had a “Property/Public Order” most serious offense.
 - 26 (28%) had a “Drug” most serious offense.
 - 2 (2%) did not have their offense information reported.
- Age on FY2016 Community Start Date
 - 43 (47%) were younger than age 30.
 - 40 (44%) were between ages 30 and 44.
 - 6 (7%) were between ages 45 and 54.
 - 3 (3%) were age 55 or older.
- Supervision Assignment Level
 - 2 (2%) had a “Low” supervision assignment level.
 - 47 (51%) had a “Medium” supervision assignment level.
 - 10 (11%) had an “Elevated” supervision assignment level.
 - 27 (29%) had a “High” supervision assignment level.
 - 6 (7%) did not have a supervision assignment level reported.
- History of Positive Drug Tests for Multiple Drugs (Both Opioids and Cocaine)
 - 3 (3%) had no drug test history.
 - 31 (34%) tested negative for Opioids or Cocaine.
 - 17 (19%) tested positive for Opioids only.
 - 16 (17%) tested positive for Cocaine only.
 - 25 (27%) tested positive for Opioids and Cocaine.
- COMPAS Recidivism Risk Level
 - 17 (19%) were at “Low” risk to recidivate.
 - 28 (30%) were at “Medium” risk to recidivate.
 - 44 (48%) were at “High” risk to recidivate.
 - 3 (3%) did not have a recidivism risk level reported.

District 27 (Chesterfield P&P) – All Community Starters

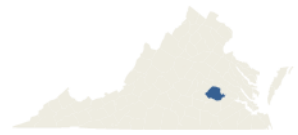
(includes the County of Chesterfield and the City of Colonial Heights)



- 803 of the FY2016 community starters had Chesterfield P&P as their primary supervision location.
- Gender
 - 595 (74%) Male
 - 208 (26%) Female
- Criminal History
 - 459 (57%) had no history of state responsible terms of incarceration.
 - 196 (24%) had exactly one term of state responsible incarceration.
 - 74 (9%) had exactly two terms of state responsible incarceration.
 - 74 (9%) had at least three terms of state responsible incarceration.
- DOC Crime Type
 - 147 (18%) had a “Violent” most serious offense.
 - 380 (47%) had a “Property/Public Order” most serious offense.
 - 260 (32%) had a “Drug” most serious offense.
 - 16 (2%) did not have their offense information reported.
- Age on FY2016 Community Start Date
 - 335 (42%) were younger than age 30.
 - 327 (41%) were between ages 30 and 44.
 - 108 (13%) were between ages 45 and 54.
 - 33 (4%) were age 55 or older.
- Supervision Assignment Level
 - 45 (6%) had a “Low” supervision assignment level.
 - 635 (79%) had a “Medium” supervision assignment level.
 - 50 (6%) had an “Elevated” supervision assignment level.
 - 7 (1%) had a “High” supervision assignment level.
 - 66 (8%) did not have a supervision assignment level reported.
- History of Positive Drug Tests for Multiple Drugs (Both Opioids and Cocaine)
 - 61 (8%) had no drug test history.
 - 433 (54%) tested negative for Opioids or Cocaine.
 - 113 (14%) tested positive for Opioids only.
 - 87 (11%) tested positive for Cocaine only.
 - 109 (14%) tested positive for Opioids and Cocaine.
- COMPAS Recidivism Risk Level
 - 208 (26%) were at “Low” risk to recidivate.
 - 261 (33%) were at “Medium” risk to recidivate.
 - 214 (27%) were at “High” risk to recidivate.
 - 120 (15%) did not have a recidivism risk level reported.

District 27 (Chesterfield P&P) – Recidivating Supervisees

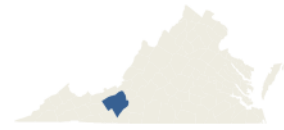
(includes the County of Chesterfield and the City of Colonial Heights)



- 148 (18.4%) of the FY2016 community starters from Chesterfield P&P were sentenced to a term of state responsible incarceration within three years of their community start date.
- Gender
 - 130 (88%) Male
 - 18 (12%) Female
- Criminal History
 - 48 (32%) had no history of state responsible terms of incarceration.
 - 54 (37%) had exactly one term of state responsible incarceration.
 - 23 (16%) had exactly two terms of state responsible incarceration.
 - 23 (16%) had at least three terms of state responsible incarceration.
- DOC Crime Type
 - 42 (28%) had a “Violent” most serious offense.
 - 78 (53%) had a “Property/Public Order” most serious offense.
 - 28 (19%) had a “Drug” most serious offense.
- Age on FY2016 Community Start Date
 - 70 (47%) were younger than age 30.
 - 55 (37%) were between ages 30 and 44.
 - 20 (14%) were between ages 45 and 54.
 - 3 (2%) were age 55 or older.
- Supervision Assignment Level
 - 4 (3%) had a “Low” supervision assignment level.
 - 118 (80%) had a “Medium” supervision assignment level.
 - 17 (12%) had an “Elevated” supervision assignment level.
 - 1 (1%) had a “High” supervision assignment level.
 - 8 (5%) did not have a supervision assignment level reported.
- History of Positive Drug Tests for Multiple Drugs (Both Opioids and Cocaine)
 - 11 (7%) had no drug test history.
 - 71 (48%) tested negative for Opioids or Cocaine.
 - 18 (12%) tested positive for Opioids only.
 - 26 (18%) tested positive for Cocaine only.
 - 22 (15%) tested positive for Opioids and Cocaine.
- COMPAS Recidivism Risk Level
 - 27 (18%) were at “Low” risk to recidivate.
 - 58 (39%) were at “Medium” risk to recidivate.
 - 55 (37%) were at “High” risk to recidivate.
 - 8 (5%) did not have a recidivism risk level reported.

District 28 (Radford P&P) – All Community Starters

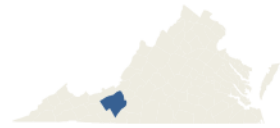
(includes the Counties of Montgomery, Floyd, and Pulaski, and the City of Radford)



- 559 of the FY2016 community starters had Radford P&P as their primary supervision location.
- Gender
 - 376 (67%) Male
 - 183 (33%) Female
- Criminal History
 - 275 (49%) had no history of state responsible terms of incarceration.
 - 157 (28%) had exactly one term of state responsible incarceration.
 - 69 (12%) had exactly two terms of state responsible incarceration.
 - 58 (10%) had at least three terms of state responsible incarceration.
- DOC Crime Type
 - 112 (20%) had a “Violent” most serious offense.
 - 261 (47%) had a “Property/Public Order” most serious offense.
 - 176 (32%) had a “Drug” most serious offense.
 - 10 (2%) did not have their offense information reported.
- Age on FY2016 Community Start Date
 - 197 (35%) were younger than age 30.
 - 245 (44%) were between ages 30 and 44.
 - 84 (15%) were between ages 45 and 54.
 - 33 (6%) were age 55 or older.
- Supervision Assignment Level
 - 33 (6%) had a “Low” supervision assignment level.
 - 433 (78%) had a “Medium” supervision assignment level.
 - 35 (6%) had an “Elevated” supervision assignment level.
 - 18 (3%) had a “High” supervision assignment level.
 - 40 (7%) did not have a supervision assignment level reported.
- History of Positive Drug Tests for Multiple Drugs (Both Opioids and Cocaine)
 - 31 (6%) had no drug test history.
 - 292 (52%) tested negative for Opioids or Cocaine.
 - 135 (24%) tested positive for Opioids only.
 - 47 (8%) tested positive for Cocaine only.
 - 54 (10%) tested positive for Opioids and Cocaine.
- COMPAS Recidivism Risk Level
 - 206 (37%) were at “Low” risk to recidivate.
 - 168 (30%) were at “Medium” risk to recidivate.
 - 140 (25%) were at “High” risk to recidivate.
 - 45 (8%) did not have a recidivism risk level reported.

District 28 (Radford P&P) – Recidivating Supervisees

(includes the Counties of Montgomery, Floyd, and Pulaski, and the City of Radford)



- 118 (21.1%) of the FY2016 community starters from Radford P&P were sentenced to a term of state responsible incarceration within three years of their community start date.
- Gender
 - 93 (79%) Male
 - 25 (21%) Female
- Criminal History
 - 37 (31%) had no history of state responsible terms of incarceration.
 - 33 (28%) had exactly one term of state responsible incarceration.
 - 26 (22%) had exactly two terms of state responsible incarceration.
 - 22 (19%) had at least three terms of state responsible incarceration.
- DOC Crime Type
 - 25 (21%) had a “Violent” most serious offense.
 - 63 (53%) had a “Property/Public Order” most serious offense.
 - 29 (25%) had a “Drug” most serious offense.
 - 1 (1%) did not have their offense information reported.
- Age on FY2016 Community Start Date
 - 50 (42%) were younger than age 30.
 - 51 (43%) were between ages 30 and 44.
 - 15 (13%) were between ages 45 and 54.
 - 2 (2%) were age 55 or older.
- Supervision Assignment Level
 - 4 (3%) had a “Low” supervision assignment level.
 - 84 (71%) had a “Medium” supervision assignment level.
 - 15 (13%) had an “Elevated” supervision assignment level.
 - 8 (7%) had a “High” supervision assignment level.
 - 7 (6%) did not have a supervision assignment level reported.
- History of Positive Drug Tests for Multiple Drugs (Both Opioids and Cocaine)
 - 3 (3%) had no drug test history.
 - 51 (43%) tested negative for Opioids or Cocaine.
 - 33 (28%) tested positive for Opioids only.
 - 14 (12%) tested positive for Cocaine only.
 - 17 (14%) tested positive for Opioids and Cocaine.
- COMPAS Recidivism Risk Level
 - 30 (25%) were at “Low” risk to recidivate.
 - 30 (25%) were at “Medium” risk to recidivate.
 - 54 (46%) were at “High” risk to recidivate.
 - 4 (3%) did not have a recidivism risk level reported.

District 29 (Fairfax P&P) – All Community Starters

(includes the County of Fairfax and the City of Fairfax)



- 1,007 of the FY2016 community starters had Fairfax P&P as their primary supervision location.
- Gender
 - 830 (82%) Male
 - 177 (18%) Female
- Criminal History
 - 635 (63%) had no history of state responsible terms of incarceration.
 - 240 (24%) had exactly one term of state responsible incarceration.
 - 75 (7%) had exactly two terms of state responsible incarceration.
 - 57 (6%) had at least three terms of state responsible incarceration.
- DOC Crime Type
 - 179 (18%) had a “Violent” most serious offense.
 - 489 (49%) had a “Property/Public Order” most serious offense.
 - 247 (25%) had a “Drug” most serious offense.
 - 92 (9%) did not have their offense information reported.
- Age on FY2016 Community Start Date
 - 434 (43%) were younger than age 30.
 - 354 (35%) were between ages 30 and 44.
 - 150 (15%) were between ages 45 and 54.
 - 69 (7%) were age 55 or older.
- Supervision Assignment Level
 - 89 (9%) had a “Low” supervision assignment level.
 - 534 (53%) had a “Medium” supervision assignment level.
 - 77 (8%) had an “Elevated” supervision assignment level.
 - 53 (5%) had a “High” supervision assignment level.
 - 254 (25%) did not have a supervision assignment level reported.
- History of Positive Drug Tests for Multiple Drugs (Both Opioids and Cocaine)
 - 235 (23%) had no drug test history.
 - 3 (<1%) were not tested for Opioids or Cocaine.
 - 548 (54%) tested negative for Opioids or Cocaine.
 - 92 (9%) tested positive for Opioids only.
 - 87 (9%) tested positive for Cocaine only.
 - 42 (4%) tested positive for Opioids and Cocaine.
- COMPAS Recidivism Risk Level
 - 271 (27%) were at “Low” risk to recidivate.
 - 186 (19%) were at “Medium” risk to recidivate.
 - 199 (20%) were at “High” risk to recidivate.
 - 351 (35%) did not have a recidivism risk level reported.

District 29 (Fairfax P&P) – Recidivating Supervisees

(includes the County of Fairfax and the City of Fairfax)



- 93 (9.2%) of the FY2016 community starters from Fairfax P&P were sentenced to a term of state responsible incarceration within three years of their community start date.
- Gender
 - 80 (86%) Male
 - 13 (14%) Female
- Criminal History
 - 32 (34%) had no history of state responsible terms of incarceration.
 - 33 (36%) had exactly one term of state responsible incarceration.
 - 14 (15%) had exactly two terms of state responsible incarceration.
 - 14 (15%) had at least three terms of state responsible incarceration.
- DOC Crime Type
 - 18 (19%) had a “Violent” most serious offense.
 - 53 (57%) had a “Property/Public Order” most serious offense.
 - 19 (20%) had a “Drug” most serious offense.
 - 3 (3%) did not have their offense information reported.
- Age on FY2016 Community Start Date
 - 43 (46%) were younger than age 30.
 - 35 (38%) were between ages 30 and 44.
 - 9 (10%) were between ages 45 and 54.
 - 6 (7%) were age 55 or older.
- Supervision Assignment Level
 - 2 (2%) had a “Low” supervision assignment level.
 - 52 (56%) had a “Medium” supervision assignment level.
 - 12 (13%) had an “Elevated” supervision assignment level.
 - 14 (15%) had a “High” supervision assignment level.
 - 13 (14%) did not have a supervision assignment level reported.
- History of Positive Drug Tests for Multiple Drugs (Both Opioids and Cocaine)
 - 19 (20%) had no drug test history.
 - 43 (46%) tested negative for Opioids or Cocaine.
 - 13 (14%) tested positive for Opioids only.
 - 8 (9%) tested positive for Cocaine only.
 - 10 (11%) tested positive for Opioids and Cocaine.
- COMPAS Recidivism Risk Level
 - 19 (20%) were at “Low” risk to recidivate.
 - 18 (19%) were at “Medium” risk to recidivate.
 - 41 (44%) were at “High” risk to recidivate.
 - 15 (16%) did not have a recidivism risk level reported.

District 30 (Hampton P&P) – All Community Starters

(includes the City of Hampton)



- 474 of the FY2016 community starters had Hampton P&P as their primary supervision location.
- Gender
 - 381 (80%) Male
 - 93 (20%) Female
- Criminal History
 - 176 (37%) had no history of state responsible terms of incarceration.
 - 145 (31%) had exactly one term of state responsible incarceration.
 - 67 (14%) had exactly two terms of state responsible incarceration.
 - 86 (18%) had at least three terms of state responsible incarceration.
- DOC Crime Type
 - 137 (29%) had a “Violent” most serious offense.
 - 229 (48%) had a “Property/Public Order” most serious offense.
 - 86 (18%) had a “Drug” most serious offense.
 - 22 (5%) did not have their offense information reported.
- Age on FY2016 Community Start Date
 - 177 (37%) were younger than age 30.
 - 174 (37%) were between ages 30 and 44.
 - 78 (17%) were between ages 45 and 54.
 - 45 (10%) were age 55 or older.
- Supervision Assignment Level
 - 38 (8%) had a “Low” supervision assignment level.
 - 307 (65%) had a “Medium” supervision assignment level.
 - 49 (10%) had an “Elevated” supervision assignment level.
 - 40 (8%) had a “High” supervision assignment level.
 - 40 (8%) did not have a supervision assignment level reported.
- History of Positive Drug Tests for Multiple Drugs (Both Opioids and Cocaine)
 - 15 (3%) had no drug test history.
 - 263 (56%) tested negative for Opioids or Cocaine.
 - 37 (8%) tested positive for Opioids only.
 - 103 (22%) tested positive for Cocaine only.
 - 56 (12%) tested positive for Opioids and Cocaine.
- COMPAS Recidivism Risk Level
 - 107 (23%) were at “Low” risk to recidivate.
 - 170 (36%) were at “Medium” risk to recidivate.
 - 150 (32%) were at “High” risk to recidivate.
 - 47 (10%) did not have a recidivism risk level reported.

District 30 (Hampton P&P) – Recidivating Supervisees

(includes the City of Hampton)



- 104 (21.9%) of the FY2016 community starters from Hampton P&P were sentenced to a term of state responsible incarceration within three years of their community start date.
- Gender
 - 87 (84%) Male
 - 17 (16%) Female
- Criminal History
 - 25 (24%) had no history of state responsible terms of incarceration.
 - 32 (31%) had exactly one term of state responsible incarceration.
 - 18 (17%) had exactly two terms of state responsible incarceration.
 - 29 (28%) had at least three terms of state responsible incarceration.
- DOC Crime Type
 - 30 (29%) had a “Violent” most serious offense.
 - 55 (53%) had a “Property/Public Order” most serious offense.
 - 16 (15%) had a “Drug” most serious offense.
 - 3 (3%) did not have their offense information reported.
- Age on FY2016 Community Start Date
 - 42 (40%) were younger than age 30.
 - 37 (36%) were between ages 30 and 44.
 - 20 (19%) were between ages 45 and 54.
 - 5 (5%) were age 55 or older.
- Supervision Assignment Level
 - 3 (3%) had a “Low” supervision assignment level.
 - 60 (58%) had a “Medium” supervision assignment level.
 - 14 (14%) had an “Elevated” supervision assignment level.
 - 17 (16%) had a “High” supervision assignment level.
 - 10 (10%) did not have a supervision assignment level reported.
- History of Positive Drug Tests for Multiple Drugs (Both Opioids and Cocaine)
 - 3 (3%) had no drug test history.
 - 50 (48%) tested negative for Opioids or Cocaine.
 - 13 (13%) tested positive for Opioids only.
 - 27 (26%) tested positive for Cocaine only.
 - 11 (11%) tested positive for Opioids and Cocaine.
- COMPAS Recidivism Risk Level
 - 17 (16%) were at “Low” risk to recidivate.
 - 32 (31%) were at “Medium” risk to recidivate.
 - 50 (48%) were at “High” risk to recidivate.
 - 5 (5%) did not have a recidivism risk level reported.

District 31 (Chesapeake P&P) – All Community Starters

(includes the City of Chesapeake)



- 711 of the FY2016 community starters had Chesapeake P&P as their primary supervision location.
- Gender
 - 581 (82%) Male
 - 130 (18%) Female
- Criminal History
 - 264 (37%) had no history of state responsible terms of incarceration.
 - 219 (31%) had exactly one term of state responsible incarceration.
 - 105 (15%) had exactly two terms of state responsible incarceration.
 - 123 (17%) had at least three terms of state responsible incarceration.
- DOC Crime Type
 - 153 (22%) had a “Violent” most serious offense.
 - 374 (53%) had a “Property/Public Order” most serious offense.
 - 177 (25%) had a “Drug” most serious offense.
 - 7 (1%) did not have their offense information reported.
- Age on FY2016 Community Start Date
 - 254 (36%) were younger than age 30.
 - 291 (41%) were between ages 30 and 44.
 - 119 (17%) were between ages 45 and 54.
 - 47 (7%) were age 55 or older.
- Supervision Assignment Level
 - 20 (3%) had a “Low” supervision assignment level.
 - 452 (64%) had a “Medium” supervision assignment level.
 - 79 (11%) had an “Elevated” supervision assignment level.
 - 66 (9%) had a “High” supervision assignment level.
 - 94 (13%) did not have a supervision assignment level reported.
- History of Positive Drug Tests for Multiple Drugs (Both Opioids and Cocaine)
 - 56 (8%) had no drug test history.
 - 1 (<1%) was not tested for Opioids or Cocaine.
 - 343 (48%) tested negative for Opioids or Cocaine.
 - 66 (9%) tested positive for Opioids only.
 - 128 (18%) tested positive for Cocaine only.
 - 117 (17%) tested positive for Opioids and Cocaine.
- COMPAS Recidivism Risk Level
 - 165 (23%) were at “Low” risk to recidivate.
 - 255 (36%) were at “Medium” risk to recidivate.
 - 225 (32%) were at “High” risk to recidivate.
 - 66 (9%) did not have a recidivism risk level reported.

District 31 (Chesapeake P&P) – Recidivating Supervisees

(includes the City of Chesapeake)



- 272 (38.3%) of the FY2016 community starters from Chesapeake P&P were sentenced to a term of state responsible incarceration within three years of their community start date.
- Gender
 - 232 (85%) Male
 - 40 (15%) Female
- Criminal History
 - 73 (27%) had no history of state responsible terms of incarceration.
 - 84 (31%) had exactly one term of state responsible incarceration.
 - 44 (16%) had exactly two terms of state responsible incarceration.
 - 71 (26%) had at least three terms of state responsible incarceration.
- DOC Crime Type
 - 50 (18%) had a “Violent” most serious offense.
 - 162 (60%) had a “Property/Public Order” most serious offense.
 - 58 (21%) had a “Drug” most serious offense.
 - 2 (1%) did not have their offense information reported.
- Age on FY2016 Community Start Date
 - 98 (36%) were younger than age 30.
 - 110 (40%) were between ages 30 and 44.
 - 51 (19%) were between ages 45 and 54.
 - 13 (5%) were age 55 or older.
- Supervision Assignment Level
 - 159 (59%) had a “Medium” supervision assignment level.
 - 46 (17%) had an “Elevated” supervision assignment level.
 - 40 (15%) had a “High” supervision assignment level.
 - 27 (10%) did not have a supervision assignment level reported.
- History of Positive Drug Tests for Multiple Drugs (Both Opioids and Cocaine)
 - 25 (9%) had no drug test history.
 - 1 (<1%) was not tested for Opioids or Cocaine.
 - 114 (42%) tested negative for Opioids or Cocaine.
 - 25 (9%) tested positive for Opioids only.
 - 57 (21%) tested positive for Cocaine only.
 - 50 (18%) tested positive for Opioids and Cocaine.
- COMPAS Recidivism Risk Level
 - 52 (19%) were at “Low” risk to recidivate.
 - 98 (36%) were at “Medium” risk to recidivate.
 - 112 (41%) were at “High” risk to recidivate.
 - 10 (4%) did not have a recidivism risk level reported.

District 32 (Henrico P&P) – All Community Starters

(includes the County of Henrico)



- 753 of the FY2016 community starters had Henrico P&P as their primary supervision location.
- Gender
 - 610 (81%) Male
 - 143 (19%) Female
- Criminal History
 - 310 (41%) had no history of state responsible terms of incarceration.
 - 225 (30%) had exactly one term of state responsible incarceration.
 - 109 (15%) had exactly two terms of state responsible incarceration.
 - 109 (15%) had at least three terms of state responsible incarceration.
- DOC Crime Type
 - 194 (26%) had a “Violent” most serious offense.
 - 334 (44%) had a “Property/Public Order” most serious offense.
 - 216 (29%) had a “Drug” most serious offense.
 - 9 (1%) did not have their offense information reported.
- Age on FY2016 Community Start Date
 - 288 (38%) were younger than age 30.
 - 299 (40%) were between ages 30 and 44.
 - 123 (16%) were between ages 45 and 54.
 - 43 (6%) were age 55 or older.
- Supervision Assignment Level
 - 10 (1%) had a “Low” supervision assignment level.
 - 641 (85%) had a “Medium” supervision assignment level.
 - 54 (7%) had an “Elevated” supervision assignment level.
 - 25 (3%) had a “High” supervision assignment level.
 - 23 (3%) did not have a supervision assignment level reported.
- History of Positive Drug Tests for Multiple Drugs (Both Opioids and Cocaine)
 - 40 (5%) had no drug test history.
 - 372 (49%) tested negative for Opioids or Cocaine.
 - 93 (12%) tested positive for Opioids only.
 - 77 (10%) tested positive for Cocaine only.
 - 171 (23%) tested positive for Opioids and Cocaine.
- COMPAS Recidivism Risk Level
 - 176 (23%) were at “Low” risk to recidivate.
 - 266 (35%) were at “Medium” risk to recidivate.
 - 244 (32%) were at “High” risk to recidivate.
 - 67 (9%) did not have a recidivism risk level reported.

District 32 (Henrico P&P) – Recidivating Supervisees

(includes the County of Henrico)



- 200 (26.6%) of the FY2016 community starters from Henrico P&P were sentenced to a term of state responsible incarceration within three years of their community start date.
- Gender
 - 165 (83%) Male
 - 35 (18%) Female
- Criminal History
 - 71 (36%) had no history of state responsible terms of incarceration.
 - 56 (28%) had exactly one term of state responsible incarceration.
 - 28 (14%) had exactly two terms of state responsible incarceration.
 - 45 (23%) had at least three terms of state responsible incarceration.
- DOC Crime Type
 - 47 (24%) had a “Violent” most serious offense.
 - 95 (48%) had a “Property/Public Order” most serious offense.
 - 58 (29%) had a “Drug” most serious offense.
- Age on FY2016 Community Start Date
 - 72 (36%) were younger than age 30.
 - 97 (49%) were between ages 30 and 44.
 - 26 (13%) were between ages 45 and 54.
 - 5 (3%) were age 55 or older.
- Supervision Assignment Level
 - 2 (1%) had a “Low” supervision assignment level.
 - 158 (79%) had a “Medium” supervision assignment level.
 - 23 (12%) had an “Elevated” supervision assignment level.
 - 13 (7%) had a “High” supervision assignment level.
 - 4 (2%) did not have a supervision assignment level reported.
- History of Positive Drug Tests for Multiple Drugs (Both Opioids and Cocaine)
 - 12 (6%) had no drug test history.
 - 66 (33%) tested negative for Opioids or Cocaine.
 - 31 (16%) tested positive for Opioids only.
 - 28 (14%) tested positive for Cocaine only.
 - 63 (32%) tested positive for Opioids and Cocaine.
- COMPAS Recidivism Risk Level
 - 29 (15%) were at “Low” risk to recidivate.
 - 66 (33%) were at “Medium” risk to recidivate.
 - 97 (49%) were at “High” risk to recidivate.
 - 8 (4%) did not have a recidivism risk level reported.

District 33 (Warsaw P&P) – All Community Starters

(includes the Counties of Essex, Lancaster, Northumberland, Richmond, and Westmoreland)



- 189 of the FY2016 community starters had Warsaw P&P as their primary supervision location.
- Gender
 - 156 (83%) Male
 - 33 (18%) Female
- Criminal History
 - 76 (40%) had no history of state responsible terms of incarceration.
 - 57 (30%) had exactly one term of state responsible incarceration.
 - 33 (18%) had exactly two terms of state responsible incarceration.
 - 23 (12%) had at least three terms of state responsible incarceration.
- DOC Crime Type
 - 48 (25%) had a “Violent” most serious offense.
 - 83 (44%) had a “Property/Public Order” most serious offense.
 - 53 (28%) had a “Drug” most serious offense.
 - 5 (3%) did not have their offense information reported.
- Age on FY2016 Community Start Date
 - 71 (38%) were younger than age 30.
 - 68 (36%) were between ages 30 and 44.
 - 36 (19%) were between ages 45 and 54.
 - 14 (7%) were age 55 or older.
- Supervision Assignment Level
 - 12 (6%) had a “Low” supervision assignment level.
 - 132 (70%) had a “Medium” supervision assignment level.
 - 29 (15%) had an “Elevated” supervision assignment level.
 - 9 (5%) had a “High” supervision assignment level.
 - 7 (4%) did not have a supervision assignment level reported.
- History of Positive Drug Tests for Multiple Drugs (Both Opioids and Cocaine)
 - 4 (2%) had no drug test history.
 - 89 (47%) tested negative for Opioids or Cocaine.
 - 27 (14%) tested positive for Opioids only.
 - 41 (22%) tested positive for Cocaine only.
 - 28 (15%) tested positive for Opioids and Cocaine.
- COMPAS Recidivism Risk Level
 - 67 (35%) were at “Low” risk to recidivate.
 - 62 (33%) were at “Medium” risk to recidivate.
 - 53 (28%) were at “High” risk to recidivate.
 - 7 (4%) did not have a recidivism risk level reported.

District 33 (Warsaw P&P) – Recidivating Supervisees

(includes the Counties of Essex, Lancaster, Northumberland, Richmond, and Westmoreland)



- 60 (31.7%) of the FY2016 community starters from Warsaw P&P were sentenced to a term of state responsible incarceration within three years of their community start date.
- Gender
 - 53 (88%) Male
 - 7 (12%) Female
- Criminal History
 - 17 (28%) had no history of state responsible terms of incarceration.
 - 21 (35%) had exactly one term of state responsible incarceration.
 - 14 (23%) had exactly two terms of state responsible incarceration.
 - 8 (13%) had at least three terms of state responsible incarceration.
- DOC Crime Type
 - 14 (23%) had a “Violent” most serious offense.
 - 31 (52%) had a “Property/Public Order” most serious offense.
 - 15 (25%) had a “Drug” most serious offense.
- Age on FY2016 Community Start Date
 - 28 (47%) were younger than age 30.
 - 23 (38%) were between ages 30 and 44.
 - 9 (15%) were between ages 45 and 54.
- Supervision Assignment Level
 - 1 (2%) had a “Low” supervision assignment level.
 - 41 (68%) had a “Medium” supervision assignment level.
 - 11 (18%) had an “Elevated” supervision assignment level.
 - 5 (8%) had a “High” supervision assignment level.
 - 2 (3%) did not have a supervision assignment level reported.
- History of Positive Drug Tests for Multiple Drugs (Both Opioids and Cocaine)
 - 2 (3%) had no drug test history.
 - 20 (33%) tested negative for Opioids or Cocaine.
 - 10 (17%) tested positive for Opioids only.
 - 14 (23%) tested positive for Cocaine only.
 - 14 (23%) tested positive for Opioids and Cocaine.
- COMPAS Recidivism Risk Level
 - 15 (25%) were at “Low” risk to recidivate.
 - 21 (35%) were at “Medium” risk to recidivate.
 - 23 (38%) were at “High” risk to recidivate.
 - 1 (2%) did not have a recidivism risk level reported.

District 34 (Williamsburg P&P) – All Community Starters

(includes the Counties of Charles City, James City, New Kent, and York, and the Cities of Poquoson and Williamsburg)



- 421 of the FY2016 community starters had Williamsburg P&P as their primary supervision location.
- Gender
 - 339 (81%) Male
 - 82 (20%) Female
- Criminal History
 - 186 (44%) had no history of state responsible terms of incarceration.
 - 142 (34%) had exactly one term of state responsible incarceration.
 - 48 (11%) had exactly two terms of state responsible incarceration.
 - 45 (11%) had at least three terms of state responsible incarceration.
- DOC Crime Type
 - 113 (27%) had a “Violent” most serious offense.
 - 196 (47%) had a “Property/Public Order” most serious offense.
 - 71 (17%) had a “Drug” most serious offense.
 - 41 (10%) did not have their offense information reported.
- Age on FY2016 Community Start Date
 - 161 (38%) were younger than age 30.
 - 158 (38%) were between ages 30 and 44.
 - 65 (15%) were between ages 45 and 54.
 - 37 (9%) were age 55 or older.
- Supervision Assignment Level
 - 28 (7%) had a “Low” supervision assignment level.
 - 226 (54%) had a “Medium” supervision assignment level.
 - 16 (4%) had an “Elevated” supervision assignment level.
 - 9 (2%) had a “High” supervision assignment level.
 - 142 (34%) did not have a supervision assignment level reported.
- History of Positive Drug Tests for Multiple Drugs (Both Opioids and Cocaine)
 - 64 (15%) had no drug test history.
 - 238 (57%) tested negative for Opioids or Cocaine.
 - 34 (8%) tested positive for Opioids only.
 - 51 (12%) tested positive for Cocaine only.
 - 34 (8%) tested positive for Opioids and Cocaine.
- COMPAS Recidivism Risk Level
 - 90 (21%) were at “Low” risk to recidivate.
 - 101 (24%) were at “Medium” risk to recidivate.
 - 101 (24%) were at “High” risk to recidivate.
 - 129 (31%) did not have a recidivism risk level reported.

District 34 (Williamsburg P&P) – Recidivating Supervisees

(includes the Counties of Charles City, James City, New Kent, and York, and the Cities of Poquoson and Williamsburg)



- 86 (20.4%) of the FY2016 community starters from Williamsburg P&P were sentenced to a term of state responsible incarceration within three years of their community start date.
- Gender
 - 70 (81%) Male
 - 16 (19%) Female
- Criminal History
 - 27 (31%) had no history of state responsible terms of incarceration.
 - 30 (35%) had exactly one term of state responsible incarceration.
 - 15 (17%) had exactly two terms of state responsible incarceration.
 - 14 (16%) had at least three terms of state responsible incarceration.
- DOC Crime Type
 - 21 (24%) had a “Violent” most serious offense.
 - 48 (56%) had a “Property/Public Order” most serious offense.
 - 12 (14%) had a “Drug” most serious offense.
 - 5 (6%) did not have their offense information reported.
- Age on FY2016 Community Start Date
 - 36 (42%) were younger than age 30.
 - 35 (41%) were between ages 30 and 44.
 - 13 (15%) were between ages 45 and 54.
 - 2 (2%) were age 55 or older.
- Supervision Assignment Level
 - 2 (2%) had a “Low” supervision assignment level.
 - 64 (74%) had a “Medium” supervision assignment level.
 - 6 (7%) had an “Elevated” supervision assignment level.
 - 6 (7%) had a “High” supervision assignment level.
 - 8 (9%) did not have a supervision assignment level reported.
- History of Positive Drug Tests for Multiple Drugs (Both Opioids and Cocaine)
 - 4 (5%) had no drug test history.
 - 41 (48%) tested negative for Opioids or Cocaine.
 - 8 (9%) tested positive for Opioids only.
 - 21 (24%) tested positive for Cocaine only.
 - 12 (14%) tested positive for Opioids and Cocaine.
- COMPAS Recidivism Risk Level
 - 12 (14%) were at “Low” risk to recidivate.
 - 27 (31%) were at “Medium” risk to recidivate.
 - 45 (52%) were at “High” risk to recidivate.
 - 2 (2%) did not have a recidivism risk level reported.

District 35 (Manassas P&P) – All Community Starters

(includes the County of Prince William and the Cities of Manassas and Manassas Park)



- 733 of the FY2016 community starters had Manassas P&P as their primary supervision location.
- Gender
 - 599 (82%) Male
 - 134 (18%) Female
- Criminal History
 - 411 (56%) had no history of state responsible terms of incarceration.
 - 201 (27%) had exactly one term of state responsible incarceration.
 - 70 (10%) had exactly two terms of state responsible incarceration.
 - 51 (7%) had at least three terms of state responsible incarceration.
- DOC Crime Type
 - 126 (17%) had a “Violent” most serious offense.
 - 333 (45%) had a “Property/Public Order” most serious offense.
 - 233 (32%) had a “Drug” most serious offense.
 - 41 (6%) did not have their offense information reported.
- Age on FY2016 Community Start Date
 - 346 (47%) were younger than age 30.
 - 274 (37%) were between ages 30 and 44.
 - 85 (12%) were between ages 45 and 54.
 - 28 (4%) were age 55 or older.
- Supervision Assignment Level
 - 78 (11%) had a “Low” supervision assignment level.
 - 465 (63%) had a “Medium” supervision assignment level.
 - 65 (9%) had an “Elevated” supervision assignment level.
 - 45 (6%) had a “High” supervision assignment level.
 - 80 (11%) did not have a supervision assignment level reported.
- History of Positive Drug Tests for Multiple Drugs (Both Opioids and Cocaine)
 - 38 (5%) had no drug test history.
 - 391 (53%) tested negative for Opioids or Cocaine.
 - 93 (13%) tested positive for Opioids only.
 - 116 (16%) tested positive for Cocaine only.
 - 95 (13%) tested positive for Opioids and Cocaine.
- COMPAS Recidivism Risk Level
 - 171 (23%) were at “Low” risk to recidivate.
 - 206 (28%) were at “Medium” risk to recidivate.
 - 249 (34%) were at “High” risk to recidivate.
 - 107 (15%) did not have a recidivism risk level reported.

District 35 (Manassas P&P) – Recidivating Supervisees

(includes the County of Prince William and the Cities of Manassas and Manassas Park)



- 143 (19.5%) of the FY2016 community starters from Manassas P&P were sentenced to a term of state responsible incarceration within three years of their community start date.
- Gender
 - 132 (92%) Male
 - 11 (8%) Female
- Criminal History
 - 64 (45%) had no history of state responsible terms of incarceration.
 - 43 (30%) had exactly one term of state responsible incarceration.
 - 20 (14%) had exactly two terms of state responsible incarceration.
 - 16 (11%) had at least three terms of state responsible incarceration.
- DOC Crime Type
 - 25 (18%) had a “Violent” most serious offense.
 - 74 (52%) had a “Property/Public Order” most serious offense.
 - 38 (27%) had a “Drug” most serious offense.
 - 6 (4%) did not have their offense information reported.
- Age on FY2016 Community Start Date
 - 77 (54%) were younger than age 30.
 - 47 (33%) were between ages 30 and 44.
 - 14 (10%) were between ages 45 and 54.
 - 5 (4%) were age 55 or older.
- Supervision Assignment Level
 - 1 (1%) had a “Low” supervision assignment level.
 - 103 (72%) had a “Medium” supervision assignment level.
 - 19 (13%) had an “Elevated” supervision assignment level.
 - 13 (9%) had a “High” supervision assignment level.
 - 7 (5%) did not have a supervision assignment level reported.
- History of Positive Drug Tests for Multiple Drugs (Both Opioids and Cocaine)
 - 10 (7%) had no drug test history.
 - 70 (49%) tested negative for Opioids or Cocaine.
 - 21 (15%) tested positive for Opioids only.
 - 21 (15%) tested positive for Cocaine only.
 - 21 (15%) tested positive for Opioids and Cocaine.
- COMPAS Recidivism Risk Level
 - 21 (15%) were at “Low” risk to recidivate.
 - 51 (36%) were at “Medium” risk to recidivate.
 - 62 (43%) were at “High” risk to recidivate.
 - 9 (6%) did not have a recidivism risk level reported.

District 36 (Alexandria P&P) – All Community Starters

(includes the City of Alexandria)



- 236 of the FY2016 community starters had Alexandria P&P as their primary supervision location.
- Gender
 - 180 (76%) Male
 - 56 (24%) Female
- Criminal History
 - 144 (61%) had no history of state responsible terms of incarceration.
 - 46 (20%) had exactly one term of state responsible incarceration.
 - 27 (11%) had exactly two terms of state responsible incarceration.
 - 19 (8%) had at least three terms of state responsible incarceration.
- DOC Crime Type
 - 51 (22%) had a “Violent” most serious offense.
 - 108 (46%) had a “Property/Public Order” most serious offense.
 - 46 (20%) had a “Drug” most serious offense.
 - 31 (13%) did not have their offense information reported.
- Age on FY2016 Community Start Date
 - 105 (45%) were younger than age 30.
 - 86 (36%) were between ages 30 and 44.
 - 31 (13%) were between ages 45 and 54.
 - 14 (6%) were age 55 or older.
- Supervision Assignment Level
 - 46 (20%) had a “Low” supervision assignment level.
 - 96 (41%) had a “Medium” supervision assignment level.
 - 14 (6%) had an “Elevated” supervision assignment level.
 - 27 (11%) had a “High” supervision assignment level.
 - 53 (23%) did not have a supervision assignment level reported.
- History of Positive Drug Tests for Multiple Drugs (Both Opioids and Cocaine)
 - 23 (10%) had no drug test history.
 - 163 (69%) tested negative for Opioids or Cocaine.
 - 14 (6%) tested positive for Opioids only.
 - 23 (10%) tested positive for Cocaine only.
 - 13 (6%) tested positive for Opioids and Cocaine.
- COMPAS Recidivism Risk Level
 - 40 (17%) were at “Low” risk to recidivate.
 - 47 (20%) were at “Medium” risk to recidivate.
 - 62 (26%) were at “High” risk to recidivate.
 - 87 (37%) did not have a recidivism risk level reported.

District 36 (Alexandria P&P) – Recidivating Supervisees

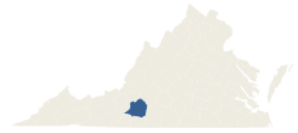
(includes the City of Alexandria)



- 35 (14.8%) of the FY2016 community starters from Alexandria P&P were sentenced to a term of state responsible incarceration within three years of their community start date.
- Gender
 - 29 (83%) Male
 - 6 (17%) Female
- Criminal History
 - 12 (34%) had no history of state responsible terms of incarceration.
 - 10 (29%) had exactly one term of state responsible incarceration.
 - 8 (23%) had exactly two terms of state responsible incarceration.
 - 5 (14%) had at least three terms of state responsible incarceration.
- DOC Crime Type (on FY2016 Community Start Date)
 - 9 (26%) had a “Violent” most serious offense.
 - 21 (60%) had a “Property/Public Order” most serious offense.
 - 3 (9%) had a “Drug” most serious offense.
 - 2 (6%) did not have their offense information reported.
- Age on FY2016 Community Start Date
 - 15 (43%) were younger than age 30.
 - 15 (43%) were between ages 30 and 44.
 - 3 (9%) were between ages 45 and 54.
 - 2 (6%) were age 55 or older.
- Supervision Assignment Level
 - 18 (51%) had a “Medium” supervision assignment level.
 - 3 (9%) had an “Elevated” supervision assignment level.
 - 10 (29%) had a “High” supervision assignment level.
 - 4 (11%) did not have a supervision assignment level reported.
- History of Positive Drug Tests for Multiple Drugs (Both Opioids and Cocaine)
 - 3 (9%) had no drug test history.
 - 19 (54%) tested negative for Opioids or Cocaine.
 - 3 (9%) tested positive for Opioids only.
 - 7 (20%) tested positive for Cocaine only.
 - 3 (9%) tested positive for Opioids and Cocaine.
- COMPAS Recidivism Risk Level
 - 2 (6%) were at “Low” risk to recidivate.
 - 7 (20%) were at “Medium” risk to recidivate.
 - 22 (63%) were at “High” risk to recidivate.
 - 4 (11%) did not have a recidivism risk level reported.

District 37 (Rocky Mount P&P) – All Community Starters

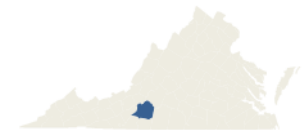
(includes the County of Franklin)



- 199 of the FY2016 community starters had Rocky Mount P&P as their primary supervision location.
- Gender
 - 146 (73%) Male
 - 53 (27%) Female
- Criminal History
 - 121 (61%) had no history of state responsible terms of incarceration.
 - 49 (25%) had exactly one term of state responsible incarceration.
 - 18 (9%) had exactly two terms of state responsible incarceration.
 - 11 (6%) had at least three terms of state responsible incarceration.
- DOC Crime Type
 - 22 (11%) had a “Violent” most serious offense.
 - 80 (40%) had a “Property/Public Order” most serious offense.
 - 66 (33%) had a “Drug” most serious offense.
 - 31 (16%) did not have their offense information reported.
- Age on FY2016 Community Start Date
 - 82 (41%) were younger than age 30.
 - 76 (38%) were between ages 30 and 44.
 - 27 (14%) were between ages 45 and 54.
 - 14 (7%) were age 55 or older.
- Supervision Assignment Level
 - 32 (16%) had a “Low” supervision assignment level.
 - 125 (63%) had a “Medium” supervision assignment level.
 - 23 (12%) had an “Elevated” supervision assignment level.
 - 4 (2%) had a “High” supervision assignment level.
 - 15 (8%) did not have a supervision assignment level reported.
- History of Positive Drug Tests for Multiple Drugs (Both Opioids and Cocaine)
 - 4 (2%) had no drug test history.
 - 86 (43%) tested negative for Opioids or Cocaine.
 - 48 (24%) tested positive for Opioids only.
 - 21 (11%) tested positive for Cocaine only.
 - 40 (20%) tested positive for Opioids and Cocaine.
- COMPAS Recidivism Risk Level
 - 74 (37%) were at “Low” risk to recidivate.
 - 64 (32%) were at “Medium” risk to recidivate.
 - 50 (25%) were at “High” risk to recidivate.
 - 11 (6%) did not have a recidivism risk level reported.

District 37 (Rocky Mount P&P) – Recidivating Supervisees

(includes the County of Franklin)



- 33 (16.6%) of the FY2016 community starters from Rocky Mount P&P were sentenced to a term of state responsible incarceration within three years of their community start date.
- Gender
 - 26 (79%) Male
 - 7 (21%) Female
- Criminal History
 - 10 (30%) had no history of state responsible terms of incarceration.
 - 11 (33%) had exactly one term of state responsible incarceration.
 - 7 (21%) had exactly two terms of state responsible incarceration.
 - 5 (15%) had at least three terms of state responsible incarceration.
- DOC Crime Type
 - 6 (18%) had a “Violent” most serious offense.
 - 19 (58%) had a “Property/Public Order” most serious offense.
 - 4 (12%) had a “Drug” most serious offense.
 - 4 (12%) did not have their offense information reported.
- Age on FY2016 Community Start Date
 - 13 (39%) were younger than age 30.
 - 14 (42%) were between ages 30 and 44.
 - 5 (15%) were between ages 45 and 54.
 - 1 (3%) was age 55 or older.
- Supervision Assignment Level
 - 6 (18%) had a “Low” supervision assignment level.
 - 19 (58%) had a “Medium” supervision assignment level.
 - 6 (18%) had an “Elevated” supervision assignment level.
 - 1 (3%) had a “High” supervision assignment level.
 - 1 (3%) did not have a supervision assignment level reported.
- History of Positive Drug Tests for Multiple Drugs (Both Opioids and Cocaine)
 - 1 (3%) had no drug test history.
 - 9 (27%) tested negative for Opioids or Cocaine.
 - 8 (24%) tested positive for Opioids only.
 - 7 (21%) tested positive for Cocaine only.
 - 8 (24%) tested positive for Opioids and Cocaine.
- COMPAS Recidivism Risk Level
 - 7 (21%) were at “Low” risk to recidivate.
 - 9 (27%) were at “Medium” risk to recidivate.
 - 15 (46%) were at “High” risk to recidivate.
 - 2 (6%) did not have a recidivism risk level reported.

District 38 (Emporia P&P) – All Community Starters

(includes the Counties of Brunswick, Greenville, Prince George, Surry, and Sussex, and the Cities of Emporia and Hopewell)



- 311 of the FY2016 community starters had Emporia P&P as their primary supervision location.
- Gender
 - 260 (84%) Male
 - 51 (16%) Female
- Criminal History
 - 130 (42%) had no history of state responsible terms of incarceration.
 - 101 (33%) had exactly one term of state responsible incarceration.
 - 42 (14%) had exactly two terms of state responsible incarceration.
 - 38 (12%) had at least three terms of state responsible incarceration.
- DOC Crime Type
 - 76 (24%) had a “Violent” most serious offense.
 - 136 (44%) had a “Property/Public Order” most serious offense.
 - 90 (29%) had a “Drug” most serious offense.
 - 9 (3%) did not have their offense information reported.
- Age on FY2016 Community Start Date
 - 137 (44%) were younger than age 30.
 - 123 (40%) were between ages 30 and 44.
 - 32 (10%) were between ages 45 and 54.
 - 19 (6%) were age 55 or older.
- Supervision Assignment Level
 - 44 (14%) had a “Low” supervision assignment level.
 - 184 (59%) had a “Medium” supervision assignment level.
 - 28 (9%) had an “Elevated” supervision assignment level.
 - 20 (6%) had a “High” supervision assignment level.
 - 35 (11%) did not have a supervision assignment level reported.
- History of Positive Drug Tests for Multiple Drugs (Both Opioids and Cocaine)
 - 13 (4%) had no drug test history.
 - 177 (57%) tested negative for Opioids or Cocaine.
 - 12 (4%) tested positive for Opioids only.
 - 80 (26%) tested positive for Cocaine only.
 - 29 (9%) tested positive for Opioids and Cocaine.
- COMPAS Recidivism Risk Level
 - 75 (24%) were at “Low” risk to recidivate.
 - 120 (39%) were at “Medium” risk to recidivate.
 - 89 (29%) were at “High” risk to recidivate.
 - 27 (9%) did not have a recidivism risk level reported.

District 38 (Emporia P&P) – Recidivating Supervisees

(includes the Counties of Brunswick, Greenville, Prince George, Surry, and Sussex, and the Cities of Emporia and Hopewell)



- 90 (28.9%) of the FY2016 community starters from Emporia P&P were sentenced to a term of state responsible incarceration within three years of their community start date.
- Gender
 - 81 (90%) Male
 - 9 (10%) Female
- Criminal History
 - 24 (27%) had no history of state responsible terms of incarceration.
 - 30 (33%) had exactly one term of state responsible incarceration.
 - 15 (17%) had exactly two terms of state responsible incarceration.
 - 21 (23%) had at least three terms of state responsible incarceration.
- DOC Crime Type
 - 25 (28%) had a “Violent” most serious offense.
 - 49 (54%) had a “Property/Public Order” most serious offense.
 - 16 (18%) had a “Drug” most serious offense.
- Age on FY2016 Community Start Date
 - 45 (50%) were younger than age 30.
 - 31 (34%) were between ages 30 and 44.
 - 9 (10%) were between ages 45 and 54.
 - 5 (6%) were age 55 or older.
- Supervision Assignment Level
 - 7 (8%) had a “Low” supervision assignment level.
 - 50 (56%) had a “Medium” supervision assignment level.
 - 16 (18%) had an “Elevated” supervision assignment level.
 - 10 (11%) had a “High” supervision assignment level.
 - 7 (8%) did not have a supervision assignment level reported.
- History of Positive Drug Tests for Multiple Drugs (Both Opioids and Cocaine)
 - 2 (2%) had no drug test history.
 - 44 (49%) tested negative for Opioids or Cocaine.
 - 2 (2%) tested positive for Opioids only.
 - 33 (37%) tested positive for Cocaine only.
 - 9 (10%) tested positive for Opioids and Cocaine.
- COMPAS Recidivism Risk Level
 - 15 (17%) were at “Low” risk to recidivate.
 - 39 (43%) were at “Medium” risk to recidivate.
 - 35 (39%) were at “High” risk to recidivate.
 - 1 (1%) did not have a recidivism risk level reported.

District 39 (Harrisonburg P&P) – All Community Starters

(includes the Counties of Page and Rockingham, and the City of Harrisonburg)



- 569 of the FY2016 community starters had Harrisonburg P&P as their primary supervision location.
- Gender
 - 439 (77%) Male
 - 130 (23%) Female
- Criminal History
 - 281 (49%) had no history of state responsible terms of incarceration.
 - 150 (26%) had exactly one term of state responsible incarceration.
 - 62 (11%) had exactly two terms of state responsible incarceration.
 - 76 (13%) had at least three terms of state responsible incarceration.
- DOC Crime Type
 - 117 (21%) had a “Violent” most serious offense.
 - 266 (47%) had a “Property/Public Order” most serious offense.
 - 161 (28%) had a “Drug” most serious offense.
 - 25 (4%) did not have their offense information reported.
- Age on FY2016 Community Start Date
 - 233 (41%) were younger than age 30.
 - 228 (40%) were between ages 30 and 44.
 - 75 (13%) were between ages 45 and 54.
 - 33 (6%) were age 55 or older.
- Supervision Assignment Level
 - 29 (5%) had a “Low” supervision assignment level.
 - 434 (76%) had a “Medium” supervision assignment level.
 - 43 (8%) had an “Elevated” supervision assignment level.
 - 21 (4%) had a “High” supervision assignment level.
 - 42 (7%) did not have a supervision assignment level reported.
- History of Positive Drug Tests for Multiple Drugs (Both Opioids and Cocaine)
 - 17 (3%) had no drug test history.
 - 334 (59%) tested negative for Opioids or Cocaine.
 - 149 (26%) tested positive for Opioids only.
 - 33 (6%) tested positive for Cocaine only.
 - 36 (6%) tested positive for Opioids and Cocaine.
- COMPAS Recidivism Risk Level
 - 187 (33%) were at “Low” risk to recidivate.
 - 209 (37%) were at “Medium” risk to recidivate.
 - 139 (24%) were at “High” risk to recidivate.
 - 34 (6%) did not have a recidivism risk level reported.

District 39 (Harrisonburg P&P) – Recidivating Supervisees

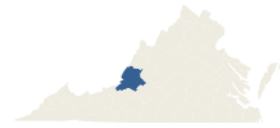
(includes the Counties of Page and Rockingham, and the City of Harrisonburg)



- 214 (37.6%) of the FY2016 community starters from Harrisonburg P&P were sentenced to a term of state responsible incarceration within three years of their community start date.
- Gender
 - 180 (84%) Male
 - 34 (16%) Female
- Criminal History
 - 79 (37%) had no history of state responsible terms of incarceration.
 - 59 (28%) had exactly one term of state responsible incarceration.
 - 34 (16%) had exactly two terms of state responsible incarceration.
 - 42 (20%) had at least three terms of state responsible incarceration.
- DOC Crime Type
 - 45 (21%) had a “Violent” most serious offense.
 - 120 (56%) had a “Property/Public Order” most serious offense.
 - 45 (21%) had a “Drug” most serious offense.
 - 4 (2%) did not have their offense information reported.
- Age on FY2016 Community Start Date
 - 104 (49%) were younger than age 30.
 - 81 (38%) were between ages 30 and 44.
 - 22 (10%) were between ages 45 and 54.
 - 7 (3%) were age 55 or older.
- Supervision Assignment Level
 - 3 (1%) had a “Low” supervision assignment level.
 - 161 (75%) had a “Medium” supervision assignment level.
 - 27 (13%) had an “Elevated” supervision assignment level.
 - 11 (5%) had a “High” supervision assignment level.
 - 12 (6%) did not have a supervision assignment level reported.
- History of Positive Drug Tests for Multiple Drugs (Both Opioids and Cocaine)
 - 4 (2%) had no drug test history.
 - 123 (58%) tested negative for Opioids or Cocaine.
 - 51 (24%) tested positive for Opioids only.
 - 17 (8%) tested positive for Cocaine only.
 - 19 (9%) tested positive for Opioids and Cocaine.
- COMPAS Recidivism Risk Level
 - 39 (18%) were at “Low” risk to recidivate.
 - 95 (44%) were at “Medium” risk to recidivate.
 - 75 (35%) were at “High” risk to recidivate.
 - 5 (2%) did not have a recidivism risk level reported.

District 40 (Fincastle P&P) – All Community Starters

(included the Counties of Alleghany, Botetourt, and Craig, and the City of Covington)¹⁶

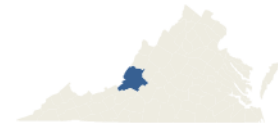


- 239 of the FY2016 community starters had Fincastle P&P as their primary supervision location.
- Gender
 - 164 (69%) Male
 - 74 (31%) Female
 - 1 (<1%) Other
- Criminal History
 - 154 (64%) had no history of state responsible terms of incarceration.
 - 57 (24%) had exactly one term of state responsible incarceration.
 - 17 (7%) had exactly two terms of state responsible incarceration.
 - 11 (5%) had at least three terms of state responsible incarceration.
- DOC Crime Type
 - 49 (21%) had a “Violent” most serious offense.
 - 81 (34%) had a “Property/Public Order” most serious offense.
 - 100 (42%) had a “Drug” most serious offense.
 - 9 (4%) did not have their offense information reported.
- Age on FY2016 Community Start Date
 - 88 (37%) were younger than age 30.
 - 100 (42%) were between ages 30 and 44.
 - 36 (15%) were between ages 45 and 54.
 - 15 (6%) were age 55 or older.
- Supervision Assignment Level
 - 33 (14%) had a “Low” supervision assignment level.
 - 138 (58%) had a “Medium” supervision assignment level.
 - 21 (9%) had an “Elevated” supervision assignment level.
 - 6 (3%) had a “High” supervision assignment level.
 - 41 (17%) did not have a supervision assignment level reported.
- History of Positive Drug Tests for Multiple Drugs (Both Opioids and Cocaine)
 - 38 (16%) had no drug test history.
 - 120 (50%) tested negative for Opioids or Cocaine.
 - 36 (15%) tested positive for Opioids only.
 - 17 (7%) tested positive for Cocaine only.
 - 28 (12%) tested positive for Opioids and Cocaine.
- COMPAS Recidivism Risk Level
 - 83 (35%) were at “Low” risk to recidivate.
 - 80 (34%) were at “Medium” risk to recidivate.
 - 37 (16%) were at “High” risk to recidivate.
 - 39 (16%) did not have a recidivism risk level reported.

¹⁶ On March 1, 2018, district boundaries were moved so that Rockbridge County, Buena Vista, and Lexington transferred from District 12 (Staunton P&P) to District 40 (Fincastle P&P).

District 40 (Fincastle P&P) – Recidivating Supervisees

(included the Counties of Alleghany, Botetourt, and Craig, and the City of Covington)¹⁷



- 56 (23.4%) of the FY2016 community starters from Fincastle P&P were sentenced to a term of state responsible incarceration within three years of their community start date.
- Gender
 - 39 (70%) Male
 - 17 (30%) Female
- Criminal History
 - 31 (55%) had no history of state responsible terms of incarceration.
 - 14 (25%) had exactly one term of state responsible incarceration.
 - 6 (11%) had exactly two terms of state responsible incarceration.
 - 5 (9%) had at least three terms of state responsible incarceration.
- DOC Crime Type
 - 13 (23%) had a “Violent” most serious offense.
 - 26 (46%) had a “Property/Public Order” most serious offense.
 - 15 (27%) had a “Drug” most serious offense.
 - 2 (4%) did not have their offense information reported.
- Age on FY2016 Community Start Date
 - 24 (43%) were younger than age 30.
 - 29 (52%) were between ages 30 and 44.
 - 2 (4%) were between ages 45 and 54.
 - 1 (2%) was age 55 or older.
- Supervision Assignment Level
 - 7 (13%) had a “Low” supervision assignment level.
 - 33 (59%) had a “Medium” supervision assignment level.
 - 10 (18%) had an “Elevated” supervision assignment level.
 - 3 (5%) had a “High” supervision assignment level.
 - 3 (5%) did not have a supervision assignment level reported.
- History of Positive Drug Tests for Multiple Drugs (Both Opioids and Cocaine)
 - 2 (4%) had no drug test history.
 - 24 (43%) tested negative for Opioids or Cocaine.
 - 10 (18%) tested positive for Opioids only.
 - 3 (5%) tested positive for Cocaine only.
 - 17 (30%) tested positive for Opioids and Cocaine.
- COMPAS Recidivism Risk Level
 - 15 (27%) were at “Low” risk to recidivate.
 - 26 (46%) were at “Medium” risk to recidivate.
 - 15 (27%) were at “High” risk to recidivate.

¹⁷ On March 1, 2018, district boundaries were moved so that Rockbridge County, Buena Vista, and Lexington transferred from District 12 (Staunton P&P) to District 40 (Fincastle P&P).

District 41 (Ashland P&P) – All Community Starters

(includes the Counties of Caroline and Hanover)



- 411 of the FY2016 community starters had Ashland P&P as their primary supervision location.
- Gender
 - 309 (75%) Male
 - 102 (25%) Female
- Criminal History
 - 212 (52%) had no history of state responsible terms of incarceration.
 - 115 (28%) had exactly one term of state responsible incarceration.
 - 48 (12%) had exactly two terms of state responsible incarceration.
 - 36 (9%) had at least three terms of state responsible incarceration.
- DOC Crime Type
 - 80 (20%) had a “Violent” most serious offense.
 - 216 (53%) had a “Property/Public Order” most serious offense.
 - 94 (23%) had a “Drug” most serious offense.
 - 21 (5%) did not have their offense information reported.
- Age on FY2016 Community Start Date
 - 136 (33%) were younger than age 30.
 - 175 (43%) were between ages 30 and 44.
 - 77 (19%) were between ages 45 and 54.
 - 23 (6%) were age 55 or older.
- Supervision Assignment Level
 - 23 (6%) had a “Low” supervision assignment level.
 - 261 (64%) had a “Medium” supervision assignment level.
 - 36 (9%) had an “Elevated” supervision assignment level.
 - 22 (5%) had a “High” supervision assignment level.
 - 69 (17%) did not have a supervision assignment level reported.
- History of Positive Drug Tests for Multiple Drugs (Both Opioids and Cocaine)
 - 74 (18%) had no drug test history.
 - 183 (45%) tested negative for Opioids or Cocaine.
 - 61 (15%) tested positive for Opioids only.
 - 30 (7%) tested positive for Cocaine only.
 - 63 (15%) tested positive for Opioids and Cocaine.
- COMPAS Recidivism Risk Level
 - 107 (26%) were at “Low” risk to recidivate.
 - 111 (27%) were at “Medium” risk to recidivate.
 - 107 (26%) were at “High” risk to recidivate.
 - 86 (21%) did not have a recidivism risk level reported.

District 41 (Ashland P&P) – Recidivating Supervisees

(includes the Counties of Caroline and Hanover)



- 90 (21.9%) of the FY2016 community starters from Ashland P&P were sentenced to a term of state responsible incarceration within three years of their community start date.
- Gender
 - 74 (82%) Male
 - 16 (18%) Female
- Criminal History
 - 30 (33%) had no history of state responsible terms of incarceration.
 - 33 (37%) had exactly one term of state responsible incarceration.
 - 15 (17%) had exactly two terms of state responsible incarceration.
 - 12 (13%) had at least three terms of state responsible incarceration.
- DOC Crime Type
 - 19 (21%) had a “Violent” most serious offense.
 - 51 (57%) had a “Property/Public Order” most serious offense.
 - 19 (21%) had a “Drug” most serious offense.
 - 1 (1%) did not have their offense information reported.
- Age on FY2016 Community Start Date
 - 37 (41%) were younger than age 30.
 - 37 (41%) were between ages 30 and 44.
 - 12 (13%) were between ages 45 and 54.
 - 4 (4%) were age 55 or older.
- Supervision Assignment Level
 - 2 (2%) had a “Low” supervision assignment level.
 - 63 (70%) had a “Medium” supervision assignment level.
 - 10 (11%) had an “Elevated” supervision assignment level.
 - 9 (10%) had a “High” supervision assignment level.
 - 6 (7%) did not have a supervision assignment level reported.
- History of Positive Drug Tests for Multiple Drugs (Both Opioids and Cocaine)
 - 14 (16%) had no drug test history.
 - 30 (33%) tested negative for Opioids or Cocaine.
 - 16 (18%) tested positive for Opioids only.
 - 13 (14%) tested positive for Cocaine only.
 - 17 (19%) tested positive for Opioids and Cocaine.
- COMPAS Recidivism Risk Level
 - 14 (16%) were at “Low” risk to recidivate.
 - 34 (38%) were at “Medium” risk to recidivate.
 - 40 (44%) were at “High” risk to recidivate.
 - 2 (2%) did not have a recidivism risk level reported.

District 42 (Franklin P&P) – All Community Starters

(includes the County of Southampton and the City of Franklin)



- 176 of the FY2016 community starters had Franklin P&P as their primary supervision location.
- Gender
 - 135 (77%) Male
 - 41 (23%) Female
- Criminal History
 - 69 (39%) had no history of state responsible terms of incarceration.
 - 68 (39%) had exactly one term of state responsible incarceration.
 - 23 (13%) had exactly two terms of state responsible incarceration.
 - 16 (9%) had at least three terms of state responsible incarceration.
- DOC Crime Type
 - 43 (24%) had a “Violent” most serious offense.
 - 92 (52%) had a “Property/Public Order” most serious offense.
 - 37 (21%) had a “Drug” most serious offense.
 - 4 (2%) did not have their offense information reported.
- Age on FY2016 Community Start Date
 - 48 (27%) were younger than age 30.
 - 75 (43%) were between ages 30 and 44.
 - 34 (19%) were between ages 45 and 54.
 - 19 (11%) were age 55 or older.
- Supervision Assignment Level
 - 1 (1%) had a “Low” supervision assignment level.
 - 89 (51%) had a “Medium” supervision assignment level.
 - 14 (8%) had an “Elevated” supervision assignment level.
 - 2 (1%) had a “High” supervision assignment level.
 - 70 (40%) did not have a supervision assignment level reported.
- History of Positive Drug Tests for Multiple Drugs (Both Opioids and Cocaine)
 - 30 (17%) had no drug test history.
 - 95 (54%) tested negative for Opioids or Cocaine.
 - 9 (5%) tested positive for Opioids only.
 - 26 (15%) tested positive for Cocaine only.
 - 16 (9%) tested positive for Opioids and Cocaine.
- COMPAS Recidivism Risk Level
 - 49 (28%) were at “Low” risk to recidivate.
 - 41 (23%) were at “Medium” risk to recidivate.
 - 26 (15%) were at “High” risk to recidivate.
 - 60 (34%) did not have a recidivism risk level reported.

District 42 (Franklin P&P) – Recidivating Supervisees

(includes the County of Southampton and the City of Franklin)



- 33 (18.8%) of the FY2016 community starters from Franklin P&P were sentenced to a term of state responsible incarceration within three years of their community start date.
- Gender
 - 30 (91%) Male
 - 3 (9%) Female
- Criminal History
 - 6 (18%) had no history of state responsible terms of incarceration.
 - 16 (49%) had exactly one term of state responsible incarceration.
 - 5 (15%) had exactly two terms of state responsible incarceration.
 - 6 (18%) had at least three terms of state responsible incarceration.
- DOC Crime Type
 - 9 (27%) had a “Violent” most serious offense.
 - 18 (55%) had a “Property/Public Order” most serious offense.
 - 6 (18%) had a “Drug” most serious offense.
- Age on FY2016 Community Start Date
 - 9 (27%) were younger than age 30.
 - 15 (46%) were between ages 30 and 44.
 - 4 (12%) were between ages 45 and 54.
 - 5 (15%) were age 55 or older.
- Supervision Assignment Level
 - 22 (67%) had a “Medium” supervision assignment level.
 - 3 (9%) had an “Elevated” supervision assignment level.
 - 1 (3%) had a “High” supervision assignment level.
 - 7 (21%) did not have a supervision assignment level reported.
- History of Positive Drug Tests for Multiple Drugs (Both Opioids and Cocaine)
 - 7 (21%) had no drug test history.
 - 13 (39%) tested negative for Opioids or Cocaine.
 - 2 (6%) tested positive for Opioids only.
 - 7 (21%) tested positive for Cocaine only.
 - 4 (12%) tested positive for Opioids and Cocaine.
- COMPAS Recidivism Risk Level
 - 11 (33%) were at “Low” risk to recidivate.
 - 14 (42%) were at “Medium” risk to recidivate.
 - 6 (18%) were at “High” risk to recidivate.
 - 2 (6%) did not have a recidivism risk level reported.

District 43 (Tazewell P&P) – All Community Starters

(includes the Counties of Buchanan and Tazewell)



- 712 of the FY2016 community starters had Tazewell P&P as their primary supervision location.
- Gender
 - 463 (65%) Male
 - 247 (35%) Female
 - 2 (<1%) Other
- Criminal History
 - 402 (57%) had no history of state responsible terms of incarceration.
 - 195 (27%) had exactly one term of state responsible incarceration.
 - 67 (9%) had exactly two terms of state responsible incarceration.
 - 48 (7%) had at least three terms of state responsible incarceration.
- DOC Crime Type
 - 110 (15%) had a “Violent” most serious offense.
 - 378 (53%) had a “Property/Public Order” most serious offense.
 - 191 (27%) had a “Drug” most serious offense.
 - 33 (5%) did not have their offense information reported.
- Age on FY2016 Community Start Date
 - 205 (29%) were younger than age 30.
 - 360 (51%) were between ages 30 and 44.
 - 99 (14%) were between ages 45 and 54.
 - 48 (7%) were age 55 or older.
- Supervision Assignment Level
 - 51 (7%) had a “Low” supervision assignment level.
 - 478 (67%) had a “Medium” supervision assignment level.
 - 40 (6%) had an “Elevated” supervision assignment level.
 - 1 (<1%) had a “High” supervision assignment level.
 - 142 (20%) did not have a supervision assignment level reported.
- History of Positive Drug Tests for Multiple Drugs (Both Opioids and Cocaine)
 - 46 (7%) had no drug test history.
 - 351 (49%) tested negative for Opioids or Cocaine.
 - 223 (31%) tested positive for Opioids only.
 - 26 (4%) tested positive for Cocaine only.
 - 66 (9%) tested positive for Opioids and Cocaine.
- COMPAS Recidivism Risk Level
 - 281 (40%) were at “Low” risk to recidivate.
 - 180 (25%) were at “Medium” risk to recidivate.
 - 91 (13%) were at “High” risk to recidivate.
 - 160 (23%) did not have a recidivism risk level reported.

District 43 (Tazewell P&P) – Recidivating Supervisees

(includes the Counties of Buchanan and Tazewell)



- 152 (21.3%) of the FY2016 community starters from Tazewell P&P were sentenced to a term of state responsible incarceration within three years of their community start date.
- Gender
 - 107 (70%) Male
 - 45 (30%) Female
- Criminal History
 - 60 (40%) had no history of state responsible terms of incarceration.
 - 58 (38%) had exactly one term of state responsible incarceration.
 - 18 (12%) had exactly two terms of state responsible incarceration.
 - 16 (11%) had at least three terms of state responsible incarceration.
- DOC Crime Type
 - 30 (20%) had a “Violent” most serious offense.
 - 91 (60%) had a “Property/Public Order” most serious offense.
 - 23 (15%) had a “Drug” most serious offense.
 - 8 (5%) did not have their offense information reported.
- Age on FY2016 Community Start Date
 - 59 (39%) were younger than age 30.
 - 64 (42%) were between ages 30 and 44.
 - 23 (15%) were between ages 45 and 54.
 - 6 (4%) were age 55 or older.
- Supervision Assignment Level
 - 3 (2%) had a “Low” supervision assignment level.
 - 109 (72%) had a “Medium” supervision assignment level.
 - 16 (11%) had an “Elevated” supervision assignment level.
 - 1 (1%) had a “High” supervision assignment level.
 - 23 (15%) did not have a supervision assignment level reported.
- History of Positive Drug Tests for Multiple Drugs (Both Opioids and Cocaine)
 - 12 (8%) had no drug test history.
 - 70 (46%) tested negative for Opioids or Cocaine.
 - 34 (22%) tested positive for Opioids only.
 - 10 (7%) tested positive for Cocaine only.
 - 26 (17%) tested positive for Opioids and Cocaine.
- COMPAS Recidivism Risk Level
 - 56 (37%) were at “Low” risk to recidivate.
 - 43 (28%) were at “Medium” risk to recidivate.
 - 33 (22%) were at “High” risk to recidivate.
 - 20 (13%) did not have a recidivism risk level reported.

Administrative P&P – All Community Starters¹⁸

- 295 of the FY2016 community starters had Administrative P&P as their primary supervision location.
- Gender
 - 254 (86%) Male
 - 41 (14%) Female
- Criminal History
 - 98 (33%) had no history of state responsible terms of incarceration.
 - 125 (42%) had exactly one term of state responsible incarceration.
 - 52 (18%) had exactly two terms of state responsible incarceration.
 - 20 (7%) had at least three terms of state responsible incarceration.
- DOC Crime Type
 - 69 (23%) had a “Violent” most serious offense.
 - 157 (53%) had a “Property/Public Order” most serious offense.
 - 64 (22%) had a “Drug” most serious offense.
 - 5 (2%) did not have their offense information reported.
- Age on FY2016 Community Start Date
 - 99 (34%) were younger than age 30.
 - 143 (49%) were between ages 30 and 44.
 - 38 (13%) were between ages 45 and 54.
 - 15 (5%) were age 55 or older.
- Supervision Assignment Level
 - 26 (9%) had a “Low” supervision assignment level.
 - 197 (67%) had a “Medium” supervision assignment level.
 - 13 (4%) had an “Elevated” supervision assignment level.
 - 5 (2%) had a “High” supervision assignment level.
 - 54 (18%) did not have a supervision assignment level reported.
- History of Positive Drug Tests for Multiple Drugs (Both Opioids and Cocaine)
 - 104 (35%) had no drug test history.
 - 2 (1%) were not tested for Opioids or Cocaine.
 - 136 (46%) tested negative for Opioids or Cocaine.
 - 24 (8%) tested positive for Opioids only.
 - 18 (6%) tested positive for Cocaine only.
 - 11 (4%) tested positive for Opioids and Cocaine.
- COMPAS Recidivism Risk Level
 - 31 (11%) were at “Low” risk to recidivate.
 - 56 (19%) were at “Medium” risk to recidivate.
 - 50 (17%) were at “High” risk to recidivate.
 - 158 (54%) did not have a recidivism risk level reported.

¹⁸ DOC Operating Procedure 920.1 states that “when an offender is expected to be unavailable for active supervision (generally for a period to exceed 6 months, the case may be placed in Administrative P&P.”

Administrative P&P – Recidivating Supervisees¹⁹

- 56 (19.0%) of the FY2016 community starters with Administrative P&P as their primary community supervision location were sentenced to a term of state responsible incarceration within three years of their community start date.
- Gender
 - 49 (88%) Male
 - 7 (13%) Female
- Criminal History
 - 19 (34%) had no history of state responsible terms of incarceration.
 - 26 (46%) had exactly one term of state responsible incarceration.
 - 7 (13%) had exactly two terms of state responsible incarceration.
 - 4 (7%) had at least three terms of state responsible incarceration.
- DOC Crime Type
 - 10 (18%) had a “Violent” most serious offense.
 - 30 (54%) had a “Property/Public Order” most serious offense.
 - 15 (27%) had a “Drug” most serious offense.
 - 1 (2%) did not have their offense information reported.
- Age on FY2016 Community Start Date
 - 20 (36%) were younger than age 30.
 - 27 (48%) were between ages 30 and 44.
 - 9 (16%) were between ages 45 and 54.
- Supervision Assignment Level
 - 4 (7%) had a “Low” supervision assignment level.
 - 35 (63%) had a “Medium” supervision assignment level.
 - 3 (5%) had an “Elevated” supervision assignment level.
 - 3 (5%) had a “High” supervision assignment level.
 - 11 (20%) did not have a supervision assignment level reported.
- History of Positive Drug Tests for Multiple Drugs (Both Opioids and Cocaine)
 - 15 (27%) had no drug test history.
 - 28 (50%) tested negative for Opioids or Cocaine.
 - 9 (16%) tested positive for Opioids only.
 - 2 (4%) tested positive for Cocaine only.
 - 2 (4%) tested positive for Opioids and Cocaine.
- COMPAS Recidivism Risk Level
 - 11 (20%) were at “Low” risk to recidivate.
 - 18 (32%) were at “Medium” risk to recidivate.
 - 18 (32%) were at “High” risk to recidivate.
 - 9 (16%) did not have a recidivism risk level reported.

¹⁹ DOC Operating Procedure 920.1 states that “when an offender is expected to be unavailable for active supervision (generally for a period to exceed 6 months, the case may be placed in Administrative P&P.”

Voice Verification Biometrics Unit (VVBU)²⁰ – All Community Starters

- 2,819 of the FY2016 community starters had VVBU as their primary supervision location.
- Gender
 - 1,917 (68%) Male
 - 899 (32%) Female
 - 3 (<1%) Other
- Criminal History
 - 1,612 (57%) had no history of state responsible terms of incarceration.
 - 817 (29%) had exactly one term of state responsible incarceration.
 - 246 (9%) had exactly two terms of state responsible incarceration.
 - 144 (5%) had at least three terms of state responsible incarceration.
- DOC Crime Type
 - 554 (20%) had a “Violent” most serious offense.
 - 1,298 (46%) had a “Property/Public Order” most serious offense.
 - 853 (30%) had a “Drug” most serious offense.
 - 114 (4%) did not have their offense information reported.
- Age on FY2016 Community Start Date
 - 701 (25%) were younger than age 30.
 - 1,169 (42%) were between ages 30 and 44.
 - 622 (22%) were between ages 45 and 54.
 - 327 (12%) were age 55 or older.
- Supervision Assignment Level
 - 2,700 (96%) had a “Low” supervision assignment level.
 - 118 (4%) had a “Medium” supervision assignment level.
 - 1 (<1%) had an “Elevated” supervision assignment level.
- History of Positive Drug Tests for Multiple Drugs (Both Opioids and Cocaine)
 - 105 (4%) had no drug test history.
 - 1 (<1%) was not tested for Opioids or Cocaine.
 - 2,352 (83%) tested negative for Opioids or Cocaine.
 - 230 (8%) tested positive for Opioids only.
 - 93 (3%) tested positive for Cocaine only.
 - 38 (1%) tested positive for Opioids and Cocaine.
- COMPAS Recidivism Risk Level
 - 1,976 (70%) were at “Low” risk to recidivate.
 - 579 (21%) were at “Medium” risk to recidivate.
 - 155 (6%) were at “High” risk to recidivate.
 - 109 (4%) did not have a recidivism risk level reported.

²⁰ VVBU primarily serves low-risk supervisees on community supervision. Similar to district officer supervision, supervisees are assigned a VVBU specialist whom they are to meet with for monthly report interviews and to new information (ex. Change of phone number or address) within three days.

Voice Verification Biometrics Unit (VVBV) – Recidivating Supervisees

- 35 (1.2%) of the FY2016 community starters primarily supervised by VVBV were sentenced to a term of state responsible incarceration within three years of their community start date.
- Gender
 - 27 (77%) Male
 - 8 (23%) Female
- Criminal History
 - 13 (37%) had no history of state responsible terms of incarceration.
 - 13 (37%) had exactly one term of state responsible incarceration.
 - 5 (14%) had exactly two terms of state responsible incarceration.
 - 4 (11%) had at least three terms of state responsible incarceration.
- DOC Crime Type
 - 4 (11%) had a “Violent” most serious offense.
 - 18 (51%) had a “Property/Public Order” most serious offense.
 - 12 (34%) had a “Drug” most serious offense.
 - 1 (3%) did not have their offense information reported.
- Age on FY2016 Community Start Date
 - 7 (20%) were younger than age 30.
 - 15 (43%) were between ages 30 and 44.
 - 11 (31%) were between ages 45 and 54.
 - 2 (6%) were age 55 or older.
- Supervision Assignment Level
 - 29 (83%) had a “Low” supervision assignment level.
 - 6 (17%) had a “Medium” supervision assignment level.
- History of Positive Drug Tests for Multiple Drugs (Both Opioids and Cocaine)
 - 1 (3%) had no drug test history.
 - 27 (77%) tested negative for Opioids or Cocaine.
 - 2 (6%) tested positive for Opioids only.
 - 4 (11%) tested positive for Cocaine only.
 - 1 (3%) tested positive for Opioids and Cocaine.
- COMPAS Recidivism Risk Level
 - 26 (74%) were at “Low” risk to recidivate.
 - 7 (20%) were at “Medium” risk to recidivate.
 - 2 (6%) were at “High” risk to recidivate.

Time to Recidivate in Days by Characteristics

Just as recidivism rates vary among supervisees with different offense types and risk characteristics, the time to recidivate also varies. This report shows recidivism rates and time to recidivism by demographics, substance abuse history, criminal history, supervision level, and COMPAS recidivism risk level of the supervisees. The tables below show the number of days from the start of community supervision to the recidivated date among FY2016 community starters that recidivated and the percent of supervisees who recidivated. For each category, four quartiles and the average time to recidivate are displayed. For example, of the 5,077 males who recidivated, 25% had an SR incarceration within 323 days, half had an SR incarceration within 553 days, 75% had an SR incarceration within 787 days and all were within 1,095 days. On average, male recidivists had an SR incarceration within 556 days. Of all males who started community supervision in FY2016, 22.6% had an SR incarceration within three years.

Demographic factors such as gender, race, and age have been found to be predictors of recidivism. Even though males are more likely to recidivate, they spent longer on average in the community prior to recidivating than female supervisees (556 and 525 days, respectively). The same pattern is seen with age of the supervisee at community start; younger supervisees are more likely to recidivate but spent more time in the community prior to recidivating than older supervisees. Black supervisees spent, on average, 12 more days in the community before starting an SR incarceration term than white supervisees (558 and 546 days, respectively).

Drug use has also been found to be associated with recidivism. Supervisees who tested negative for opioids and cocaine spent, on average, 10 to 42 fewer days in the community before having an SR incarceration than supervisees who had tested positive for opioids and/or cocaine (546 and 556-588 days, respectively). Supervisees who test positive for drugs may receive treatment while in the community, which could contribute to the difference in time to recidivate between those who test positive and those who test negative.

Criminal history is also a known factor in predicting recidivism. Supervisees who had two or more prior SR terms of incarceration spent less time in the community before starting an SR incarceration term than supervisees with one or no history of SR incarcerations. Supervisees whose most serious offense was drugs spent, on average, 39 more days in the community than supervisees with violent (581 and 542 days, respectively) or property/public order crime types (581 and 542 days, respectively).

The COMPAS risk and needs assessment tool is used by the VADOC to determine risk of general recidivism. Supervisees who were classified as high risk on the general risk of recidivism scale spent slightly more time in the community before starting an SR incarceration term than supervisees who were classified as low risk, but less time than supervisees who were classified as medium risk. Of the supervisees who had a supervision level, supervisees who were supervised at a high level spent, on average, 7 fewer days in the community than supervisees supervised at a low level (580 and 587 days, respectively). Supervisees who were supervised at an elevated level, on average, spent the least amount of time in the community before starting an SR incarceration (526 days).

Time to Recidivate in Days for FY2016 Community Starters								
Percentiles	N	25th	50th*	75th	100th	Average	Recidivism Rate	
All Recidivists	6,067	319	549	782	1,095	551	20.6%	
Gender								
Male	5,077	323	553	787	1,095	556	22.6%	
Female	990	290	515	759	1,092	525	14.2%	
Race								
Black	2,735	324	567	791	1,094	558	21.2%	
White	3,311	315	537	778	1,095	546	20.3%	
American Indian or Alaskan Native	9	315	531	607	666	470	31.0%	
Asian or Pacific Islander	12	388	477	625	956	487	7.9%	
Age at Community Start Date								
Younger than Age 30	2,510	343	567	785	1,095	564	23.4%	
Between Ages 30 and 44	2,488	309	537	777	1,094	544	20.8%	
Between Ages 45 and 54	849	309	553	803	1,093	550	18.1%	
Age 55 or Older	220	259	480	733	1,081	501	10.4%	
History of Positive Drug Tests for Multiple Drugs (Both Opioids and Cocaine)								
No Drug Test History	435	134	320	626	1,095	395	14.2%	
Not Tested for Opioids or Cocaine	2	372	474	--	575	474	10.0%	
Negative both Opioids and Cocaine	2,638	310	543	779	1,094	546	16.6%	
Positive Only Cocaine	1,058	368	587	818	1,093	588	29.8%	
Positive Only Opioids	913	342	549	779	1,093	556	23.3%	
Positive both Opioids and Cocaine	1,021	386	595	789	1,094	588	34.1%	
History of Positive Drug Tests for Methamphetamine								
Negative for Methamphetamine	5,961	318	548	781	1,095	550	20.4%	
Positive for Methamphetamine	106	340	578	904	1,084	588	38.1%	
Criminal History								
No History of State Responsible Terms of Incarceration	2,022	317	551	791	1,095	552	14.2%	
Exactly One Term of State Responsible Incarceration	1,895	316	553	785	1,094	553	21.9%	
Exactly Two Terms of State Responsible Incarceration	1,019	328	549	763	1,094	549	29.1%	
At Least Three Terms of State Responsible Incarceration	1,131	323	540	769	1,093	548	36.6%	
Violent by §17.1-805**								
No	3,457	318	553	793	1,094	554	17.8%	
Yes	2,610	321	543	770	1,095	547	26.0%	
Crime Type								
Violent	1,397	311	531	774	1,095	542	21.8%	
Property/Public Order	3,208	312	544	767	1,094	542	22.9%	
Drug	1,352	344	582	829	1,094	581	17.1%	
Not Yet Reported	110	354	599	835	1,089	573	9.6%	

*50th percentile=Median.

**§17.1-805 outlines the adoption of initial discretionary sentencing guideline midpoints.

Time to Recidivate in Days for FY2016 Community Starters								
Percentiles		N	25th	50th*	75th	100th	Average	Recidivism Rate
	All Recidivists	6,067	319	549	782	1,095	551	20.6%
Most Serious Offense								
	Capital Murder	--	--	--	--	--	--	0.0%
	Homicide- 1st	3	693	794	--	967	818	3.9%
	Homicide-2nd	9	194	374	728	765	414	15.8%
	Manslaughter	14	241	495	642	1,063	483	11.6%
	Abduction	55	330	614	905	1,089	606	14.9%
	Rape/Sexual Assault	213	242	428	707	1,092	476	25.1%
	Robbery	312	348	560	758	1,085	559	22.1%
	Assault	629	322	540	788	1,095	553	22.8%
	Weapons	162	323	533	806	1,094	542	21.6%
	Arson	35	411	639	863	1,067	605	19.2%
	Burglary/B&E	641	340	555	768	1,081	558	29.9%
	Larceny/Fraud	2,012	315	544	766	1,094	541	22.2%
	Conspiracy	7	285	650	821	922	579	15.2%
	Sex Offense	107	268	479	679	1,083	494	24.8%
	DUI	126	442	645	862	1,094	625	15.7%
	Habitual Offender	114	296	552	797	1,074	553	16.1%
	Other Non-Violent	166	134	403	676	1,091	430	26.4%
	Drug Sales	599	353	623	841	1,094	601	16.9%
	Drug Possession	753	335	554	805	1,093	565	17.2%
	Not Reported	110	354	599	835	1,089	573	9.6%
Supervision Assignment Level								
	Low	210	312	591	907	1,093	587	4.5%
	Medium	4,102	323	555	791	1,094	555	23.6%
	Elevated	906	303	504	725	1,089	526	36.6%
	High	450	380	563	764	1,088	580	45.8%
	No Supervision Assignment Level Reported	399	245	519	771	1,095	520	10.0%
COMPAS Recidivism Risk Level								
	Low	1,109	299	554	806	1,094	555	12.9%
	Medium	2,092	348	567	795	1,094	567	24.8%
	High	2,557	337	558	778	1,093	561	34.6%
	No Recidivism Risk Level Reported	309	86	294	543	1,095	352	6.2%

*50th percentile=Median.

Summary and Conclusions

The analyses conducted as part of this report showcase the risk factors that continue to play a statistically significant role in the prediction of recidivism in the FY2016 Community Starters population. There was a 1.1% decrease in recidivism rate for the FY2016 group compared to the FY2015 group. Historically, gender, age, number of SR incarcerations, higher COMPAS risk level, and Opioid and Cocaine use have all been factors that contribute to a higher likelihood of recidivating. In the FY2016 group, these contributing factors persisted. Community starters that were male, younger, had more SR incarcerations, had a higher COMPAS risk level, and/or had a history of both Opioids and Cocaine (before and after community start) were more likely to recidivate within the three year follow-up period. However, history of Methamphetamine use prior to or after their community start date was also a significant contributor to recidivism risk (38.1%) among those who tested positive.