

# Recidivism of Supervisees Starting Community Supervision During FY2017



Research - Evaluation Unit

Virginia Department of Corrections

June 2022

# Table of Contents

Introduction .....	5
Methodology.....	6
Definitions of Key Terms & Measures.....	7
Characteristics and Results .....	9
All FY2017 Community Starters .....	10
<i>Recidivating FY2017 Community Starters</i> .....	12
District 1 (Richmond P&P) – All Community Starters .....	15
<i>District 1 (Richmond P&amp;P) – Recidivating Supervisees</i> .....	17
District 2 (Norfolk P&P) – All Community Starters .....	19
<i>District 2 (Norfolk P&amp;P) – Recidivating Supervisees</i> .....	21
District 3 (Portsmouth P&P) – All Community Starters .....	23
<i>District 3 (Portsmouth P&amp;P) – Recidivating Supervisees</i> .....	25
District 4 (Accomac P&P) – All Community Starters.....	27
<i>District 4 (Accomac P&amp;P) – Recidivating Supervisees</i> .....	29
District 5 (Gloucester P&P) – All Community Starters.....	30
<i>District 5 (Gloucester P&amp;P) – Recidivating Supervisees</i> .....	32
District 6 (Suffolk P&P) – All Community Starters .....	34
<i>District 6 (Suffolk P&amp;P) – Recidivating Supervisees</i> .....	36
District 7 (Petersburg P&P) – All Community Starters.....	38
<i>District 7 (Petersburg P&amp;P) – Recidivating Supervisees</i> .....	40
District 8 (South Boston P&P) – All Community Starters.....	42
<i>District 8 (South Boston P&amp;P) – Recidivating Supervisees</i> .....	44
District 9 (Charlottesville P&P) – All Community Starters .....	46
<i>District 9 (Charlottesville P&amp;P) – Recidivating Supervisees</i> .....	48
District 10 (Arlington P&P) – All Community Starters.....	50
<i>District 10 (Arlington P&amp;P) – Recidivating Supervisees</i> .....	52
District 11 (Winchester P&P) – All Community Starters .....	54
<i>District 11 (Winchester P&amp;P) – Recidivating Supervisees</i> .....	56
District 12 (Staunton P&P) – All Community Starters.....	58
<i>District 12 (Staunton P&amp;P) – Recidivating Supervisees</i> .....	60
District 13 (Lynchburg P&P) – All Community Starters.....	62
<i>District 13 (Lynchburg P&amp;P) – Recidivating Supervisees</i> .....	64

District 14 (Danville P&P) – All Community Starters.....	66
<i>District 14 (Danville P&amp;P) – Recidivating Supervisees.....</i>	<i>68</i>
District 15 (Roanoke P&P) – All Community Starters .....	70
<i>District 15 (Roanoke P&amp;P) – Recidivating Supervisees.....</i>	<i>72</i>
District 16 (Wytheville P&P) – All Community Starters .....	74
<i>District 16 (Wytheville P&amp;P) – Recidivating Supervisees.....</i>	<i>76</i>
District 17 (Abingdon P&P) – All Community Starters.....	78
<i>District 17 (Abingdon P&amp;P) – Recidivating Supervisees .....</i>	<i>80</i>
District 18 (Norton P&P) – All Community Starters.....	82
<i>District 18 (Norton P&amp;P) – Recidivating Supervisees .....</i>	<i>84</i>
District 19 (Newport News P&P) – All Community Starters .....	86
<i>District 19 (Newport News P&amp;P) – Recidivating Supervisees.....</i>	<i>88</i>
District 20 (Bedford P&P) – All Community Starters .....	90
<i>District 20 (Bedford P&amp;P) – Recidivating Supervisees.....</i>	<i>92</i>
District 21 (Fredericksburg P&P) – All Community Starters .....	93
<i>District 21 (Fredericksburg P&amp;P) – Recidivating Supervisees.....</i>	<i>95</i>
District 22 (Martinsville P&P) – All Community Starters .....	97
<i>District 22 (Martinsville P&amp;P) – Recidivating Supervisees.....</i>	<i>99</i>
District 23 (Virginia Beach P&P) – All Community Starters.....	101
<i>District 23 (Virginia Beach P&amp;P) – Recidivating Supervisees .....</i>	<i>103</i>
District 24 (Farmville P&P) – All Community Starters.....	105
<i>District 24 (Farmville P&amp;P) – Recidivating Supervisees.....</i>	<i>107</i>
District 25 (Leesburg P&P) – All Community Starters.....	109
<i>District 25 (Leesburg P&amp;P) – Recidivating Supervisees .....</i>	<i>111</i>
District 26 (Culpeper P&P) – All Community Starters.....	113
<i>District 26 (Culpeper P&amp;P) – Recidivating Supervisees .....</i>	<i>115</i>
District 27 (Chesterfield P&P) – All Community Starters.....	117
<i>District 27 (Chesterfield P&amp;P) – Recidivating Supervisees.....</i>	<i>119</i>
District 28 (Radford P&P) – All Community Starters.....	121
<i>District 28 (Radford P&amp;P) – Recidivating Supervisees.....</i>	<i>123</i>
District 29 (Fairfax P&P) – All Community Starters.....	125
<i>District 29 (Fairfax P&amp;P) – Recidivating Supervisees.....</i>	<i>127</i>
District 30 (Hampton P&P) – All Community Starters .....	129

<i>District 30 (Hampton P&amp;P) – Recidivating Supervisees</i> .....	131
District 31 (Chesapeake P&P) – All Community Starters .....	133
<i>District 31 (Chesapeake P&amp;P) – Recidivating Supervisees</i> .....	135
District 32 (Henrico P&P) – All Community Starters.....	137
<i>District 32 (Henrico P&amp;P) – Recidivating Supervisees</i> .....	139
District 33 (Warsaw P&P) – All Community Starters .....	141
<i>District 33 (Warsaw P&amp;P) – Recidivating Supervisees</i> .....	143
District 34 (Williamsburg P&P) – All Community Starters .....	144
<i>District 34 (Williamsburg P&amp;P) – Recidivating Supervisees</i> .....	146
District 35 (Manassas P&P) – All Community Starters.....	148
<i>District 35 (Manassas P&amp;P) – Recidivating Supervisees</i> .....	150
District 36 (Alexandria P&P) – All Community Starters .....	152
<i>District 36 (Alexandria P&amp;P) – Recidivating Supervisees</i> .....	154
District 37 (Rocky Mount P&P) – All Community Starters .....	156
<i>District 37 (Rocky Mount P&amp;P) – Recidivating Supervisees</i> .....	158
District 38 (Emporia P&P) – All Community Starters .....	159
<i>District 38 (Emporia P&amp;P) – Recidivating Supervisees</i> .....	161
District 39 (Harrisonburg P&P) – All Community Starters .....	163
<i>District 39 (Harrisonburg P&amp;P) – Recidivating Supervisees</i> .....	165
District 40 (Fincastle P&P) – All Community Starters .....	167
<i>District 40 (Fincastle P&amp;P) – Recidivating Supervisees</i> .....	169
District 41 (Ashland P&P) – All Community Starters.....	171
<i>District 41 (Ashland P&amp;P) – Recidivating Supervisees</i> .....	173
District 42 (Franklin P&P) – All Community Starters.....	174
<i>District 42 (Franklin P&amp;P) – Recidivating Supervisees</i> .....	176
District 43 (Tazewell P&P) – All Community Starters .....	177
<i>District 43 (Tazewell P&amp;P) – Recidivating Supervisees</i> .....	179
Administrative P&P – All Community Starters.....	181
<i>Administrative P&amp;P – Recidivating Supervisees</i> .....	183
Voice Verification Biometrics Unit (VVBU) – All Community Starters .....	185
<i>Voice Verification Biometrics Unit (VVBU) – Recidivating Supervisees</i> .....	187
<i>Time to Recidivate in Days by Characteristics</i> .....	188
<i>Summary and Conclusions</i> .....	191

## Introduction

One of the most revealing ways a correctional agency can assess its success is by measuring recidivism. The Virginia Department of Corrections (VADOC) has been doing this for years by calculating the three-year re-incarceration rate of its state responsible (SR) inmates released from a term of incarceration. Virginia has the second lowest three-year re-incarceration rate at 22.3% for SR inmates released in FY2017.

Measuring re-incarceration of SR Releases only tells part of the story. Not all supervisees entrusted to the VADOC's care experience incarceration. In fact, only 35% of the community starters analyzed in this study were released from SR incarceration in FY2017<sup>1</sup>. This means that the success or failure of supervisees cannot be assessed through the re-incarceration rate of SR Releases alone.

Measuring the recidivism of supervisees on community supervision is crucial in following VADOC's mission. After all, VADOC's work does not end upon an inmate's release from prison. In order to "enhance the quality of life in the Commonwealth by improving public safety," the VADOC needs to understand the level of success its supervisees in the community experience after receiving re-entry programming and services.

This report aims to explore the outcomes of community supervision, detailing the characteristics of the supervisees as well as those who become incarcerated during the three years following their supervision start date. Additionally, this report explores the time to recidivism among community recidivists by key characteristics.

For additional information, please contact:

**Tama S. Celi, Ph.D.**

Research Director

Virginia Department of Corrections

[Tama.Celi@vadoc.virginia.gov](mailto:Tama.Celi@vadoc.virginia.gov)

**Brittney Via**

Evaluation Unit Manager

Virginia Department of Corrections

[Brittney.Via@vadoc.virginia.gov](mailto:Brittney.Via@vadoc.virginia.gov)

**Hanna Hatfield**

Senior Research Analyst, Evaluation Unit

Virginia Department of Corrections

[Hanna.Hatfield@vadoc.virginia.gov](mailto:Hanna.Hatfield@vadoc.virginia.gov)

---

<sup>1</sup> Includes FY2017 SR releases from jails.

## Methodology

This project tracks the recidivism of supervisees who started community supervision with VADOC during FY2017. FY2017 was chosen as the year to analyze because it is the most recent year for which a three-year follow-up is available with mature data<sup>2</sup>.

A “community start” occurs when a supervisee transfers<sup>3</sup> to a Probation and Parole (P&P) district from a location that is not a P&P district<sup>4</sup>. In order to be considered a valid community start for the purposes of this project, the supervisee must have stayed at his/her starting P&P district location for more than two weeks (14 days)<sup>5</sup>, must have spent more time being supervised in a P&P district than on interstate compact supervision during the study period, and must not have served a sentence from another state<sup>6</sup>. Because a supervisee may have had multiple community stays that exceeded two weeks during FY2017, this study analyzes the supervisee’s first community start with a stay of more than two weeks.

Because supervisees frequently move between P&P districts while on community supervision, supervisees in this study are classified by the P&P district where they were supervised for the longest time between their community start date and their three-year follow-up date (new court commitment date [NCC date] or parole revocation date if they recidivate).

Although Administrative P&P<sup>7</sup> is not considered a P&P district in this study, supervisees are included in the Administrative P&P section of the report if that is the location where they spent the most time between their community start date and their three-year follow-up date (if they recidivated, their NCC date or parole revocation date). These supervisees are included in this report because they had a supervision obligation.

Supervisees are included in the Voice Verification Biometrics Unit (VVB�) section of the report because most of their time in the community was overseen by the VVB�, which primarily serves low-risk supervisees on community supervision. VVB� began its operations in September 2015.

A supervisee is considered a recidivist if he/she is sentenced to a term of state responsible incarceration<sup>8</sup> within three years following his/her community start date, even if he/she is no longer on community supervision at the time of the recidivating offense. A supervisee is not considered a recidivist if he/she is not sentenced to a term of state responsible incarceration.

---

<sup>2</sup> The data used in this report is current as of March 31, 2022.

<sup>3</sup> The supervisee must have transferred from a location other than a P&P district to a P&P district for a reason other than investigation.

<sup>4</sup> Locations that are not P&P districts include: local jails, VADOC facilities, Community Corrections Alternative Programs (CCAPs), Administrative P&P, Community Sex Offender Programs, Interstate Compact Community Supervision, Fugitive Unit, Detainer Unit, and Pre-release Unit. For this project, CCAPs are not considered community supervision locations because supervisees confined in these facilities are unlikely to have the same opportunities to recidivate as supervisees reporting to a P&P district.

<sup>5</sup> The two week community stay requirement was added in order to exclude supervisees who present for supervision, but upon investigation, do not have a supervision obligation with VADOC.

<sup>6</sup> Two supervisees were removed due to spending more time supervised on interstate compact supervision than in a P&P district during the study period. 540 supervisees were removed due to serving an out of state sentence in a P&P district. Removing these supervisees produces a recidivism rate of 19.2% compared to a rate of 18.9% if they were left in the analysis.

<sup>7</sup> Administrative P&P supervisees are those who are unavailable to be actively supervised by a district, generally for at least a six-month period. These supervisees may include absconders, supervisees with long hospital stays, or other supervisees who may be unavailable for active supervision.

<sup>8</sup> Twenty-two supervisees from the community starters included in the study had an SR parole violation within three years following their community start date. Thirteen were new crime parole violators and nine were technical parole violators.

## Definitions of Key Terms & Measures

**Age on FY2017 Community Start Date\*†** – The age of the supervisee on the date he/she began community supervision at a P&P district during FY2017.

**COMPAS (Correctional Offender Management Profiling for Alternative Sanctions)** – This represents the system of risk/needs assessments developed by Equivant in its Northpointe Suite. These assessments focus on dynamic risk factors that are known to affect recidivism, and are designed to aid in correctional intervention to decrease the likelihood of recidivism<sup>9</sup>.

**COMPAS Recidivism Risk Level\*†** – This represents the predictor of a supervisee’s likelihood to recidivate based on his/her specific criminogenic needs.

**Criminal History\*†** – The number of SR incarcerations that a supervisee had before his/her community start date.

**DOC Crime Type\*** – Indicates the crime type of the supervisee’s most serious offense for which he/she is currently on supervision. Includes the categories Violent, Property/Public Order (PPO), Drug, and Not Reported.

**History of Positive Drug Tests for Multiple Drugs (Both Opioids and Cocaine)\*†** – The existence of at least one positive drug test result for opioids and/or cocaine in the time before their community start, until their recidivating date, or within three years post community start. Drug tests for alcohol were not analyzed.

**History of Positive Drug Tests for Methamphetamine (Meth)†** – The existence of at least one positive drug test result for meth in the time before their community start, until their recidivating date, or within three years post community start. Drug tests for alcohol were not analyzed. Not everyone is tested for meth<sup>10</sup>.

**Gender\*†** – The gender of the supervisee as recorded in VirginiaCORIS.

**Gang Affiliation†** – The existence of at least one known affiliation with a recognized gang between their community start date and follow-up date.

**State Responsible (SR)** – The SR definition has changed over time and is dependent on several factors: date of offense, offense type (felony or misdemeanor), sentence length and how the sentence is expressed (i.e., years, months, days, or some combination thereof). Any inmate who meets one of the SR criteria below is considered State Responsible.

---

<sup>9</sup> Equivant. (2017). Practitioner’s guide to COMPAS Core.

<sup>10</sup> 89% of supervisees in the study were not tested for meth.

\* Indicates a measure included in the description of FY2017 community starters & recidivists (p. 10-102)

† Indicates a measure used in the statistical model developed to identify predictors of community recidivism (p. 9)

Offense Date	Offense Type	Sentence Length	Expressed In	State Responsible
Before 1/1/1995	At Least 1 Felony	> 2 Years	Years	YES
Before 1/1/1995	At Least 1 Felony	> 24 Months	Months or Days	YES
Before 1/1/1995	No Felonies	ANY	ANY	NO
Between 1/1/1995 - 6/30/1997	At Least 1 Felony	> 6 Months	Years, Months or Days	YES
Between 1/1/1995 - 6/30/1997	No Felonies	ANY	ANY	NO
Between 7/1/1997 - 8/31/1998	At Least 1 Felony	>= 1 Year	Years	YES
Between 7/1/1997 - 8/31/1998	At Least 1 Felony	>= 12 Months	Months or Days	YES
Between 7/1/1997 - 8/31/1998	No Felonies	ANY	ANY	NO
9/1/1998 – Present	At Least 1 Felony	>= 1 Year	Years	YES
9/1/1998 – Present	At Least 1 Felony	> 12 Months	Months or Days	YES
9/1/1998 – Present	ANY	= 12 Months	Months or Days	NO
9/1/1998 – Present	No Felonies	ANY	ANY	NO

**Supervision Assignment Level\*** – This indicates the level at which the supervisee is supervised, as assigned by the supervising officer. In this analysis, Supervision Assignment Level is measured as the longest approved level of supervision held by a supervisee for the period studied.

\*Indicates a measure included in the description of FY2017 community starters & recidivists (p. 10-102)



## Characteristics and Results

The following pages with green headings show the characteristics of the community starters during FY2017, arranged by the community location where they were supervised the longest during the study period.

Pages with italicized orange headings show the characteristics of the recidivating supervisees —those who have an NCC date or a parole revocation date within three years following their start on community supervision during FY2017.

Regression analysis shows that, when all other factors are kept constant, certain factors are statistically significant predictors of a recidivating supervisee on community supervision<sup>11</sup>. These factors include the following:

- Males were more likely to recidivate than females.
- Supervisees who started community supervision at a younger age were more likely to recidivate than those who started at an older age.
- Supervisees who had more SR terms of incarceration prior to their community start date were more likely to recidivate than those who had fewer SR terms of incarceration.
- Supervisees with a higher COMPAS recidivism risk level were more likely to recidivate than those with a lower COMPAS risk level.
- Supervisees who tested positive for both opioids and cocaine were more likely to recidivate than those who did not.
- Supervisees who tested positive for meth were more likely to recidivate than those who did not.
- Supervisees who had a known gang affiliation between their community start date and follow up date were more likely to recidivate than those who did not.

**NOTE:** Due to rounding, the sum of percentages in each category found on the following pages may range from 99% to 101%

---

<sup>11</sup> Determined using a logistical regression model controlling for gender, age at community start, number of previous SR incarcerations, COMPAS recidivism risk level, testing positive for opioids and cocaine, testing positive for meth, and a known gang affiliation prior to their 3-year follow up date. The factors identified as predictors were all significant at  $p < .005$ .

## All FY2017 Community Starters

- 30,653 supervisees were considered community starters in FY2017.
- Gender
  - 23,148 (76%) Male
  - 7,490 (24%) Female
  - 15 (<1%) Other
- Criminal History
  - 14,741 (48%) had no history of state responsible terms of incarceration.
  - 9,115 (30%) had exactly one term of state responsible incarceration.
  - 3,557 (12%) had exactly two terms of state responsible incarceration.
  - 3,240 (11%) had at least three terms of state responsible incarceration.
- DOC Crime Type
  - 7,325 (24%) had a “Violent” most serious offense.
  - 13,883 (45%) had a “Property/Public Order” most serious offense.
  - 8,291 (27%) had a “Drug” most serious offense.
  - 1,154 (4%) did not have their offense information reported.
- Age on FY2017 Community Start Date
  - 10,687 (35%) were younger than age 30.
  - 12,808 (42%) were between ages 30 and 44.
  - 4,769 (16%) were between ages 45 and 54.
  - 2,389 (8%) were age 55 or older.
- Supervision Assignment Level
  - 4,620 (15%) had a “Low” supervision assignment level.
  - 17,423 (57%) had a “Medium” supervision assignment level.
  - 2,573 (8%) had an “Elevated” supervision assignment level<sup>12</sup>.
  - 992 (3%) had a “High” supervision assignment level.
  - 5,045 (16%) did not have a supervision assignment level reported.
- History of Positive Drug Tests for Multiple Drugs (Both Opioids and Cocaine)
  - 3,490 (11%) had no drug test history.
  - 31 (<1%) were not tested for Opioids or Cocaine.
  - 16,394 (53%) tested negative for Opioids or Cocaine.
  - 3,952 (13%) tested positive for Opioids only.
  - 3,660 (12%) tested positive for Cocaine only.
  - 3,126 (10%) tested positive for Opioids and Cocaine.
- History of Positive Drug Test Results for Meth
  - 30,247 (99%) not tested or tested negative for Meth.
  - 406 (1%) tested positive for Meth.

---

<sup>12</sup> The “Elevated” supervision assignment level was used in 2016 but has since been discontinued.

- COMPAS Recidivism Risk Level
  - 8,601 (28%) were at “Low” risk to recidivate.
  - 8,411 (27%) were at “Medium” risk to recidivate.
  - 7,415 (24%) were at “High” risk to recidivate.
  - 6,226 (20%) did not have a recidivism risk level reported.
- Gang Affiliation
  - 1,579 (5%) had a known gang affiliation.
  - 29,074 (95%) did not have a known gang affiliation.

## *Recidivating FY2017 Community Starters*

- 5,884 (19.2%) of the FY2017 community starters were sentenced to a term of state responsible incarceration or violated parole within three years of their community start date<sup>13</sup>.
- Gender
  - 4,861 (83%) Male
  - 1,023 (17%) Female
- Criminal History
  - 2,079 (35%) had no history of state responsible terms of incarceration.
  - 1,741 (30%) had exactly one term of state responsible incarceration.
  - 955 (16%) had exactly two terms of state responsible incarceration.
  - 1,109 (19%) had at least three terms of state responsible incarceration.
- DOC Crime Type
  - 1,505 (26%) had a “Violent” most serious offense.
  - 2,929 (50%) had a “Property/Public Order” most serious offense.
  - 1,342 (23%) had a “Drug” most serious offense.
  - 108 (2%) did not have their offense information reported.
- Age on FY2017 Community Start Date
  - 2,341 (40%) were younger than age 30.
  - 2,567 (44%) were between ages 30 and 44.
  - 748 (13%) were between ages 45 and 54.
  - 228 (4%) were age 55 or older.
- Supervision Assignment Level
  - 164 (3%) had a “Low” supervision assignment level.
  - 3,980 (68%) had a “Medium” supervision assignment level.
  - 896 (15%) had an “Elevated” supervision assignment level.
  - 437 (7%) had a “High” supervision assignment level.
  - 407 (7%) did not have a supervision assignment level reported.
- History of Positive Drug Tests for Multiple Drugs (Both Opioids and Cocaine)
  - 429 (7%) had no drug test history.
  - 2 (<1%) were not tested for Opioids or Cocaine.
  - 2,477 (42%) tested negative for Opioids or Cocaine.
  - 930 (16%) tested positive for Opioids only.
  - 1,035 (18%) tested positive for Cocaine only.
  - 1,011 (17%) tested positive for Opioids and Cocaine.
- History of Positive Drug Test Results for Meth
  - 5,733 (97%) not tested or tested negative for Meth.
  - 151 (3%) tested positive for Meth.

---

<sup>13</sup> 718 (2.3%) supervisees died within the three-year follow-up period. These supervisees are still included in the recidivism calculation as they still had the opportunity to recidivate prior to death.

- COMPAS Recidivism Risk Level
  - 1,120 (19%) were at “Low” risk to recidivate.
  - 1,924 (33%) were at “Medium” risk to recidivate.
  - 2,561 (44%) were at “High” risk to recidivate.
  - 279 (5%) did not have a recidivism risk level reported.
- Gang Affiliation
  - 509 (9%) had a known gang affiliation.
  - 5,375 (91%) did not have a known gang affiliation.

### Recidivism Rates By Community Supervision Location

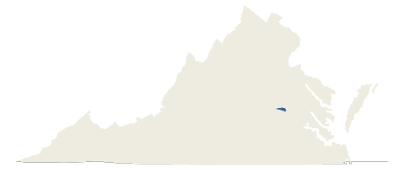
Community Supervision Location	Recidivism Rate*	Pages of Report
District 1 - Richmond P&P	22.6%	13-14
District 2 - Norfolk P&P	22.6%	15-16
District 3 - Portsmouth P&P	18.2%	17-18
District 4 - Accomac P&P	17.6%	19-20
District 5 - Gloucester P&P	29.0%	21-22
District 6 - Suffolk P&P	22.9%	23-24
District 7 - Petersburg P&P	21.7%	25-26
District 8 - South Boston P&P	22.7%	27-28
District 9 - Charlottesville P&P	22.2%	29-30
District 10 - Arlington P&P	13.4%	31-32
District 11 - Winchester P&P	23.0%	33-34
District 12 - Staunton P&P	26.3%	35-36
District 13 - Lynchburg P&P	20.1%	37-38
District 14 - Danville P&P	20.6%	39-40
District 15 - Roanoke P&P	19.2%	41-42
District 16 - Wytheville P&P	28.7%	43-44
District 17 - Abingdon P&P	23.9%	45-46
District 18 - Norton P&P	24.0%	47-48
District 19 - Newport News P&P	18.6%	49-50
District 20 - Bedford P&P	13.5%	51-52
District 21 - Fredericksburg P&P	32.2%	53-54
District 22 - Martinsville P&P	18.3%	55-56
District 23 - Virginia Beach P&P	28.6%	57-58
District 24 - Farmville P&P	22.0%	59-60
District 25 - Leesburg P&P	14.7%	61-62
District 26 - Culpeper P&P	25.7%	63-64
District 27 - Chesterfield P&P	18.0%	65-66
District 28 - Radford P&P	22.4%	67-68
District 29 - Fairfax P&P	8.7%	69-70
District 30 - Hampton P&P	17.2%	71-72
District 31 - Chesapeake P&P	27.8%	73-74
District 32 - Henrico P&P	25.5%	75-76
District 33 - Warsaw P&P	20.4%	77-78
District 34 - Williamsburg P&P	22.5%	79-80
District 35 - Manassas P&P	17.2%	81-82
District 36 - Alexandria P&P	8.9%	83-84
District 37 - Rocky Mount P&P	11.9%	85-86
District 38 - Emporia P&P	22.8%	87-88
District 39 - Harrisonburg P&P	36.6%	89-90
District 40 - Fincastle P&P	23.6%	91-92
District 41 - Ashland P&P	19.9%	93-94
District 42 - Franklin P&P	23.5%	95-96
District 43 - Tazewell P&P	15.5%	97-98
Administrative P&P	15.8%	99-100
Voice Verification Biometrics Unit (VVBU)	1.6%	101-102
<b>Overall</b>	<b>19.2%</b>	<b>10-11</b>

**NOTE:** Recidivists are categorized by the community location where they were supervised longest during the study period.

\*Indicates a state responsible term of incarceration within three years of their FY2017 community start date

## District 1 (Richmond P&P) – All Community Starters

(Includes the City of Richmond)



- 1,177 of the FY2017 community starters had Richmond P&P as their primary supervision location.
- Gender
  - 953 (81%) Male
  - 224 (19%) Female
- Criminal History
  - 349 (30%) had no history of state responsible terms of incarceration.
  - 399 (34%) had exactly one term of state responsible incarceration.
  - 192 (16%) had exactly two terms of state responsible incarceration.
  - 237 (20%) had at least three terms of state responsible incarceration.
- DOC Crime Type
  - 401 (34%) had a “Violent” most serious offense.
  - 408 (35%) had a “Property/Public Order” most serious offense.
  - 357 (30%) had a “Drug” most serious offense.
  - 11 (1%) did not have their offense information reported.
- Age on FY2017 Community Start Date
  - 410 (35%) were younger than age 30.
  - 441 (37%) were between ages 30 and 44.
  - 204 (17%) were between ages 45 and 54.
  - 122 (10%) were age 55 or older.
- Supervision Assignment Level
  - 22 (2%) had a “Low” supervision assignment level.
  - 901 (77%) had a “Medium” supervision assignment level.
  - 117 (10%) had an “Elevated” supervision assignment level.
  - 66 (6%) had a “High” supervision assignment level.
  - 71 (6%) did not have a supervision assignment level reported.
- History of Positive Drug Tests for Multiple Drugs (Both Opioids and Cocaine)
  - 58 (5%) had no drug test history.
  - 549 (47%) tested negative for Opioids or Cocaine.
  - 121 (10%) tested positive for Opioids only.
  - 166 (14%) tested positive for Cocaine only.
  - 283 (24%) tested positive for Opioids and Cocaine.
- History of Positive Drug Tests for Meth
  - 1,176 (>99%) not tested or tested negative for Meth.
  - 1 (<1%) tested positive for Meth.
- COMPAS Recidivism Risk Level
  - 222 (19%) were at “Low” risk to recidivate.
  - 382 (32%) were at “Medium” risk to recidivate.
  - 431 (37%) were at “High” risk to recidivate.
  - 142 (12%) did not have a recidivism risk level reported.

- Gang Affiliation
  - 95 (8%) had a known gang affiliation.
  - 1,082 (92%) did not have a known gang affiliation.



## District 1 (Richmond P&P) – Recidivating Supervisees

(Includes the City of Richmond)

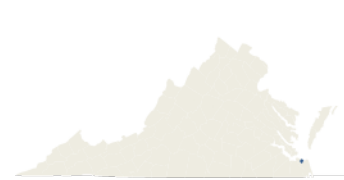


- 266 (22.6%) of the FY2017 community starters from Richmond P&P were sentenced to a term of state responsible incarceration within three years of their community start date.
- Gender
  - 234 (88%) Male
  - 32 (12%) Female
- Criminal History
  - 52 (20%) had no history of state responsible terms of incarceration.
  - 92 (35%) had exactly one term of state responsible incarceration.
  - 52 (20%) had exactly two terms of state responsible incarceration.
  - 70 (26%) had at least three terms of state responsible incarceration.
- DOC Crime Type
  - 106 (40%) had a “Violent” most serious offense.
  - 94 (35%) had a “Property/Public Order” most serious offense.
  - 64 (24%) had a “Drug” most serious offense.
  - 2 (1%) did not have their offense information reported.
- Age on FY2017 Community Start Date
  - 105 (39%) were younger than age 30.
  - 113 (42%) were between ages 30 and 44.
  - 39 (15%) were between ages 45 and 54.
  - 9 (3%) were age 55 or older.
- Supervision Assignment Level
  - 1 (<1%) had a “Low” supervision assignment level.
  - 180 (68%) had a “Medium” supervision assignment level.
  - 54 (20%) had an “Elevated” supervision assignment level.
  - 26 (10%) had a “High” supervision assignment level.
  - 5 (2%) did not have a supervision assignment level reported.
- History of Positive Drug Tests for Multiple Drugs (Both Opioids and Cocaine)
  - 8 (3%) had no drug test history.
  - 104 (39%) tested negative for Opioids or Cocaine.
  - 23 (9%) tested positive for Opioids only.
  - 48 (18%) tested positive for Cocaine only.
  - 83 (31%) tested positive for Opioids and Cocaine.
- History of Positive Drug Tests for Meth
  - 266 (100%) not tested or tested negative for Meth.
- COMPAS Recidivism Risk Level
  - 41 (15%) were at “Low” risk to recidivate.
  - 76 (29%) were at “Medium” risk to recidivate.
  - 136 (51%) were at “High” risk to recidivate.
  - 13 (5%) did not have a recidivism risk level reported.

- Gang Affiliation
  - 35 (13%) had a known gang affiliation.
  - 231 (87%) did not have a known gang affiliation.

## District 2 (Norfolk P&P) – All Community Starters

(Includes the City of Norfolk)

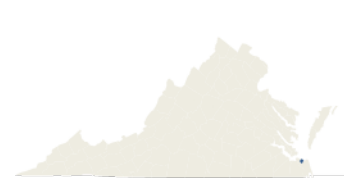


- 1,325 of the FY2017 community starters had Norfolk P&P as their primary supervision location.
- Gender
  - 1,099 (83%) Male
  - 226 (17%) Female
- Criminal History (prior to FY2017 community start date)
  - 420 (32%) had no history of state responsible terms of incarceration.
  - 392 (30%) had exactly one term of state responsible incarceration.
  - 235 (18%) had exactly two terms of state responsible incarceration.
  - 278 (21%) had at least three terms of state responsible incarceration.
- DOC Crime Type
  - 409 (31%) had a “Violent” most serious offense.
  - 579 (44%) had a “Property/Public Order” most serious offense.
  - 316 (24%) had a “Drug” most serious offense.
  - 21 (2%) did not have their offense information reported.
- Age on FY2017 Community Start Date
  - 425 (32%) were younger than age 30.
  - 551 (42%) were between ages 30 and 44.
  - 215 (16%) were between ages 45 and 54.
  - 134 (10%) were age 55 or older.
- Supervision Assignment Level
  - 27 (2%) had a “Low” supervision assignment level.
  - 901 (68%) had a “Medium” supervision assignment level.
  - 248 (19%) had an “Elevated” supervision assignment level.
  - 43 (3%) had a “High” supervision assignment level.
  - 106 (8%) did not have a supervision assignment level reported.
- History of Positive Drug Tests for Multiple Drugs (Both Opioids and Cocaine)
  - 49 (4%) had no drug test history.
  - 692 (52%) tested negative for Opioids or Cocaine.
  - 100 (8%) tested positive for Opioids only.
  - 288 (22%) tested positive for Cocaine only.
  - 196 (15%) tested positive for Opioids and Cocaine.
- History of Positive Drug Tests for Meth
  - 1,323 (>99%) were not tested or tested negative for Meth.
  - 2 (<1%) tested positive for Meth.
- COMPAS Recidivism Risk Level
  - 263 (20%) were at “Low” risk to recidivate.
  - 389 (29%) were at “Medium” risk to recidivate.
  - 519 (39%) were at “High” risk to recidivate.
  - 154 (12%) did not have a recidivism risk level reported.

- Gang Affiliation
  - 179 (14%) had a known gang affiliation.
  - 1,146 (87%) did not have a known gang affiliation.

## ***District 2 (Norfolk P&P) – Recidivating Supervisees***

(Includes the City of Norfolk)

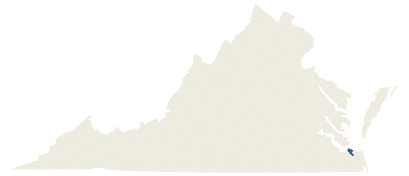


- 299 (22.6%) of the FY2017 community starters from Norfolk P&P were sentenced to a term of state responsible incarceration within three years of their community start date.
- Gender
  - 265 (89%) Male
  - 34 (11%) Female
- Criminal History
  - 66 (22%) had no history of state responsible terms of incarceration.
  - 75 (25%) had exactly one term of state responsible incarceration.
  - 61 (20%) had exactly two terms of state responsible incarceration.
  - 97 (32%) had at least three terms of state responsible incarceration.
- DOC Crime Type
  - 90 (30%) had a “Violent” most serious offense.
  - 144 (48%) had a “Property/Public Order” most serious offense.
  - 64 (21%) had a “Drug” most serious offense.
  - 1 (<1%) did not have their offense information reported.
- Age on FY2017 Community Start Date
  - 100 (33%) were younger than age 30.
  - 121 (40%) were between ages 30 and 44.
  - 55 (18%) were between ages 45 and 54.
  - 23 (8%) were age 55 or older.
- Supervision Assignment Level
  - 6 (2%) had a “Low” supervision assignment level.
  - 177 (59%) had a “Medium” supervision assignment level.
  - 98 (33%) had an “Elevated” supervision assignment level.
  - 10 (3%) had a “High” supervision assignment level.
  - 8 (3%) did not have a supervision assignment level reported.
- History of Positive Drug Tests for Multiple Drugs (Both Opioids and Cocaine)
  - 14 (5%) had no drug test history.
  - 129 (43%) tested negative for Opioids or Cocaine.
  - 21 (7%) tested positive for Opioids only.
  - 74 (25%) tested positive for Cocaine only.
  - 61 (20%) tested positive for Opioids and Cocaine.
- History of Positive Drug Tests for Meth
  - 298 (>99%) tested negative for Meth.
  - 1 (<1%) tested positive for Meth.
- COMPAS Recidivism Risk Level
  - 40 (13%) were at “Low” risk to recidivate.
  - 87 (29%) were at “Medium” risk to recidivate.
  - 161 (54%) were at “High” risk to recidivate.
  - 11 (4%) did not have a recidivism risk level reported.

- Gang Affiliation
  - 48 (16%) had a known gang affiliation.
  - 251 (84%) did not have a known gang affiliation.

## District 3 (Portsmouth P&P) – All Community Starters

(Includes the City of Portsmouth)



- 730 of the FY2017 community starters had Portsmouth P&P as their primary supervision location.
- Gender
  - 569 (78%) Male
  - 161 (22%) Female
- Criminal History (prior to FY2017 community start date)
  - 268 (37%) had no history of state responsible terms of incarceration.
  - 218 (30%) had exactly one term of state responsible incarceration.
  - 110 (15%) had exactly two terms of state responsible incarceration.
  - 134 (18%) had at least three terms of state responsible incarceration.
- DOC Crime Type
  - 175 (24%) had a “Violent” most serious offense.
  - 360 (49%) had a “Property/Public Order” most serious offense.
  - 187 (26%) had a “Drug” most serious offense.
  - 8 (1%) did not have their offense information reported.
- Age on FY2017 Community Start Date
  - 232 (32%) were younger than age 30.
  - 302 (41%) were between ages 30 and 44.
  - 120 (16%) were between ages 45 and 54.
  - 76 (10%) were age 55 or older.
- Supervision Assignment Level
  - 20 (3%) had a “Low” supervision assignment level.
  - 505 (69%) had a “Medium” supervision assignment level.
  - 94 (13%) had an “Elevated” supervision assignment level.
  - 42 (6%) had a “High” supervision assignment level.
  - 69 (9%) did not have a supervision assignment level reported.
- History of Positive Drug Tests for Multiple Drugs (Both Opioids and Cocaine)
  - 66 (9%) had no drug test history.
  - 1 (<1%) was not tested for Opioids or Cocaine.
  - 384 (53%) tested negative for Opioids or Cocaine.
  - 78 (11%) tested positive for Opioids only.
  - 89 (12%) tested positive for Cocaine only.
  - 112 (15%) tested positive for Opioids and Cocaine.
- History of Positive Drug Tests for Meth
  - 727 (>99%) were not tested or tested negative for Meth.
  - 3 (<1%) tested positive for Meth.
- COMPAS Recidivism Risk Level
  - 135 (18%) were at “Low” risk to recidivate.
  - 232 (32%) were at “Medium” risk to recidivate.
  - 245 (34%) were at “High” risk to recidivate.
  - 118 (16%) did not have a recidivism risk level reported.

- Gang Affiliation
  - 56 (8%) had a known gang affiliation.
  - 674 (92%) did not have a known gang affiliation.



## ***District 3 (Portsmouth P&P) – Recidivating Supervisees***

(Includes the City of Portsmouth)

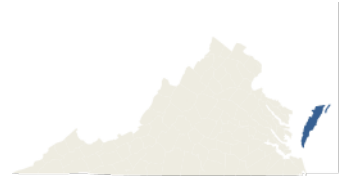


- 133 (18.2%) of the FY2017 community starters from Portsmouth P&P were sentenced to a term of state responsible incarceration within three years of their community start date.
- Gender
  - 109 (82%) Male
  - 24 (18%) Female
- Criminal History
  - 45 (34%) had no history of state responsible terms of incarceration.
  - 36 (27%) had exactly one term of state responsible incarceration.
  - 20 (15%) had exactly two terms of state responsible incarceration.
  - 32 (24%) had at least three terms of state responsible incarceration.
- DOC Crime Type
  - 28 (21%) had a “Violent” most serious offense.
  - 80 (60%) had a “Property/Public Order” most serious offense.
  - 25 (19%) had a “Drug” most serious offense.
- Age on FY2017 Community Start Date
  - 49 (37%) were younger than age 30.
  - 52 (39%) were between ages 30 and 44.
  - 23 (17%) were between ages 45 and 54.
  - 9 (7%) were age 55 or older.
- Supervision Assignment Level
  - 93 (70%) had a “Medium” supervision assignment level.
  - 24 (18%) had an “Elevated” supervision assignment level.
  - 14 (11%) had a “High” supervision assignment level.
  - 2 (2%) did not have a supervision assignment level reported.
- History of Positive Drug Tests for Multiple Drugs (Both Opioids and Cocaine)
  - 14 (11%) had no drug test history.
  - 55 (41%) tested negative for Opioids or Cocaine.
  - 23 (17%) tested positive for Opioids only.
  - 15 (11%) tested positive for Cocaine only.
  - 26 (20%) tested positive for Opioids and Cocaine.
- History of Positive Drug Tests for Meth
  - 132 (99%) were not tested or tested negative for Meth.
  - 1 (1%) tested positive for Meth.
- COMPAS Recidivism Risk Level
  - 18 (14%) were at “Low” risk to recidivate.
  - 45 (34%) were at “Medium” risk to recidivate.
  - 68 (51%) were at “High” risk to recidivate.
  - 2 (2%) did not have a recidivism risk level reported.

- Gang Affiliation
  - 10 (8%) had a known gang affiliation.
  - 123 (93%) did not have a known gang affiliation.

## District 4 (Accomac P&P) – All Community Starters

(Includes the Counties of Accomack and Northampton)

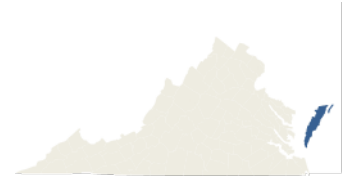


- 136 of the FY2017 community starters had Accomac P&P as their primary supervision location.
- Gender
  - 113 (83%) Male
  - 23 (17%) Female
- Criminal History (prior to FY2017 community start date)
  - 65 (48%) had no history of state responsible terms of incarceration.
  - 47 (35%) had exactly one term of state responsible incarceration.
  - 12 (9%) had exactly two terms of state responsible incarceration.
  - 12 (9%) had at least three terms of state responsible incarceration.
- DOC Crime Type
  - 48 (35%) had a “Violent” most serious offense.
  - 41 (30%) had a “Property/Public Order” most serious offense.
  - 26 (19%) had a “Drug” most serious offense.
  - 21 (15%) did not have their offense information reported.
- Age on FY2017 Community Start Date
  - 60 (44%) were younger than age 30.
  - 54 (40%) were between ages 30 and 44.
  - 20 (15%) were between ages 45 and 54.
  - 2 (1%) were age 55 or older.
- Supervision Assignment Level
  - 2 (1%) had a “Low” supervision assignment level.
  - 79 (58%) had a “Medium” supervision assignment level.
  - 33 (24%) had an “Elevated” supervision assignment level.
  - 1 (1%) had a “High” supervision assignment level.
  - 21 (15%) did not have a supervision assignment level reported.
- History of Positive Drug Tests for Multiple Drugs (Both Opioids and Cocaine)
  - 13 (10%) had no drug test history.
  - 54 (40%) tested negative for Opioids or Cocaine.
  - 7 (5%) tested positive for Opioids only.
  - 41 (30%) tested positive for Cocaine only.
  - 21 (15%) tested positive for Opioids and Cocaine.
- History of Positive Drug Tests for Meth
  - 136 (100%) were not tested or tested negative for Meth.
- COMPAS Recidivism Risk Level
  - 34 (25%) were at “Low” risk to recidivate.
  - 40 (29%) were at “Medium” risk to recidivate.
  - 38 (28%) were at “High” risk to recidivate.
  - 24 (18%) did not have a recidivism risk level reported.

- Gang Affiliation
  - 8 (6%) had a known gang affiliation.
  - 128 (94%) did not have a known gang affiliation.

## ***District 4 (Accomac P&P) – Recidivating Supervisees***

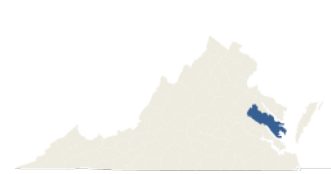
(Includes the Counties of Accomack and Northampton)



- 24 (17.6%) of the FY2017 community starters from Accomac P&P were sentenced to a term of state responsible incarceration within three years of their community start date.
- Gender
  - 19 (79%) Male
  - 5 (21%) Female
- Criminal History
  - 9 (38%) had no history of state responsible terms of incarceration.
  - 10 (42%) had exactly one term of state responsible incarceration.
  - 3 (13%) had exactly two terms of state responsible incarceration.
  - 2 (8%) had at least three terms of state responsible incarceration.
- DOC Crime Type
  - 7 (29%) had a “Violent” most serious offense.
  - 11 (46%) had a “Property/Public Order” most serious offense.
  - 3 (13%) had a “Drug” most serious offense.
  - 3 (13%) did not have their offense information reported.
- Age on FY2017 Community Start Date
  - 12 (50%) were younger than age 30.
  - 9 (38%) were between ages 30 and 44.
  - 3 (13%) were between ages 45 and 54.
- Supervision Assignment Level
  - 19 (79%) had a “Medium” supervision assignment level.
  - 5 (21%) had an “Elevated” supervision assignment level.
- History of Positive Drug Tests for Multiple Drugs (Both Opioids and Cocaine)
  - 1 (4%) had no drug test history.
  - 8 (33%) tested negative for Opioids or Cocaine.
  - 11 (46%) tested positive for Cocaine only.
  - 4 (17%) tested positive for Opioids and Cocaine.
- History of Positive Drug Tests for Meth
  - 24 (100%) were not tested or tested negative for Meth.
- COMPAS Recidivism Risk Level
  - 7 (29%) were at “Low” risk to recidivate.
  - 8 (33%) were at “Medium” risk to recidivate.
  - 9 (38%) were at “High” risk to recidivate.
- Gang Affiliation
  - 24 (100%) did not have a known gang affiliation.

## District 5 (Gloucester P&P) – All Community Starters

(Includes the Counties of Gloucester, King and Queen, King William, Mathews, and Middlesex)

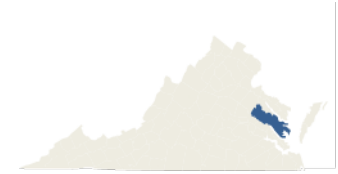


- 217 of the FY2017 community starters had Gloucester P&P as their primary supervision location.
- Gender
  - 170 (78%) Male
  - 47 (22%) Female
- Criminal History (prior to FY2017 community start date)
  - 103 (47%) had no history of state responsible terms of incarceration.
  - 70 (32%) had exactly one term of state responsible incarceration.
  - 24 (11%) had exactly two terms of state responsible incarceration.
  - 20 (9%) had at least three terms of state responsible incarceration.
- DOC Crime Type
  - 51 (24%) had a “Violent” most serious offense.
  - 104 (48%) had a “Property/Public Order” most serious offense.
  - 57 (26%) had a “Drug” most serious offense.
  - 5 (2%) did not have their offense information reported.
- Age on FY2017 Community Start Date
  - 86 (40%) were younger than age 30.
  - 77 (35%) were between ages 30 and 44.
  - 38 (18%) were between ages 45 and 54.
  - 16 (7%) were age 55 or older.
- Supervision Assignment Level
  - 9 (4%) had a “Low” supervision assignment level.
  - 161 (74%) had a “Medium” supervision assignment level.
  - 22 (10%) had an “Elevated” supervision assignment level.
  - 8 (4%) had a “High” supervision assignment level.
  - 17 (8%) did not have a supervision assignment level reported.
- History of Positive Drug Tests for Multiple Drugs (Both Opioids and Cocaine)
  - 4 (2%) had no drug test history.
  - 94 (43%) tested negative for Opioids or Cocaine.
  - 31 (14%) tested positive for Opioids only.
  - 35 (16%) tested positive for Cocaine only.
  - 53 (24%) tested positive for Opioids and Cocaine.
- History of Positive Drug Tests for Meth
  - 211 (97%) were not tested or tested negative for Meth.
  - 6 (3%) tested positive for Meth.
- COMPAS Recidivism Risk Level
  - 65 (30%) were at “Low” risk to recidivate.
  - 96 (44%) were at “Medium” risk to recidivate.
  - 45 (21%) were at “High” risk to recidivate.
  - 11 (5%) did not have a recidivism risk level reported.

- Gang Affiliation
  - 6 (3%) had a known gang affiliation.
  - 211 (97%) did not have a known gang affiliation.

## ***District 5 (Gloucester P&P) – Recidivating Supervisees***

(Includes the Counties of Gloucester, King and Queen, King William, Mathews, and Middlesex)



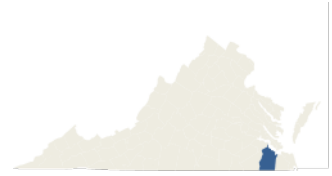
- 63 (29.0%) of the FY2017 community starters from Gloucester P&P were sentenced to a term of state responsible incarceration within three years of their community start date.
- Gender
  - 53 (84%) Male
  - 10 (16%) Female
- Criminal History
  - 32 (51%) had no history of state responsible terms of incarceration.
  - 20 (32%) had exactly one term of state responsible incarceration.
  - 6 (10%) had exactly two terms of state responsible incarceration.
  - 5 (8%) had at least three terms of state responsible incarceration.
- DOC Crime Type
  - 11 (17%) had a “Violent” most serious offense.
  - 36 (57%) had a “Property/Public Order” most serious offense.
  - 14 (22%) had a “Drug” most serious offense.
  - 2 (3%) did not have their offense information reported.
- Age on FY2017 Community Start Date
  - 33 (52%) were younger than age 30.
  - 20 (32%) were between ages 30 and 44.
  - 8 (13%) were between ages 45 and 54.
  - 2 (3%) were age 55 or older.
- Supervision Assignment Level
  - 51 (81%) had a “Medium” supervision assignment level.
  - 6 (10%) had an “Elevated” supervision assignment level.
  - 4 (6%) had a “High” supervision assignment level.
  - 2 (3%) did not have a supervision assignment level reported.
- History of Positive Drug Tests for Multiple Drugs (Both Opioids and Cocaine)
  - 1 (2%) had no drug test history.
  - 21 (33%) tested negative for Opioids or Cocaine.
  - 7 (11%) tested positive for Opioids only.
  - 8 (13%) tested positive for Cocaine only.
  - 26 (41%) tested positive for Opioids and Cocaine.
- History of Positive Drug Tests for Meth
  - 61 (97%) were not tested or tested negative for Meth.
  - 2 (3%) tested positive for Meth.
- COMPAS Recidivism Risk Level
  - 12 (19%) were at “Low” risk to recidivate.
  - 33 (52%) were at “Medium” risk to recidivate.
  - 16 (25%) were at “High” risk to recidivate.
  - 2 (3%) did not have a recidivism risk level reported.



- Gang Affiliation
  - 1 (2%) had a known gang affiliation.
  - 62 (98%) did not have a known gang affiliation.

## District 6 (Suffolk P&P) – All Community Starters

(Includes the County of Isle of Wight and the City of Suffolk)

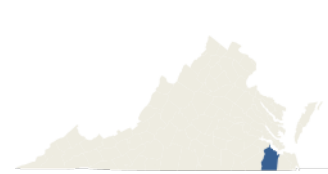


- 502 of the FY2017 community starters had Suffolk P&P as their primary supervision location.
- Gender
  - 416 (83%) Male
  - 86 (17%) Female
- Criminal History (prior to FY2017 community start date)
  - 205 (41%) had no history of state responsible terms of incarceration.
  - 162 (32%) had exactly one term of state responsible incarceration.
  - 76 (15%) had exactly two terms of state responsible incarceration.
  - 59 (12%) had at least three terms of state responsible incarceration.
- DOC Crime Type
  - 154 (31%) had a “Violent” most serious offense.
  - 229 (46%) had a “Property/Public Order” most serious offense.
  - 110 (22%) had a “Drug” most serious offense.
  - 9 (2%) did not have their offense information reported.
- Age on FY2017 Community Start Date
  - 180 (36%) were younger than age 30.
  - 200 (40%) were between ages 30 and 44.
  - 78 (16%) were between ages 45 and 54.
  - 44 (9%) were age 55 or older.
- Supervision Assignment Level
  - 17 (3%) had a “Low” supervision assignment level.
  - 329 (66%) had a “Medium” supervision assignment level.
  - 45 (9%) had an “Elevated” supervision assignment level.
  - 13 (3%) had a “High” supervision assignment level.
  - 98 (20%) did not have a supervision assignment level reported.
- History of Positive Drug Tests for Multiple Drugs (Both Opioids and Cocaine)
  - 63 (13%) had no drug test history.
  - 1 (<1%) was not tested for Opioids or Cocaine.
  - 233 (46%) tested negative for Opioids or Cocaine.
  - 36 (7%) tested positive for Opioids only.
  - 97 (19%) tested positive for Cocaine only.
  - 72 (14%) tested positive for Opioids and Cocaine.
- History of Positive Drug Tests for Meth
  - 501 (>99%) were not tested or tested negative for Meth.
  - 1 (<1%) tested positive for Meth.
- COMPAS Recidivism Risk Level
  - 106 (21%) were at “Low” risk to recidivate.
  - 149 (30%) were at “Medium” risk to recidivate.
  - 131 (26%) were at “High” risk to recidivate.
  - 116 (23%) did not have a recidivism risk level reported.

- Gang Affiliation
  - 39 (8%) had a known gang affiliation.
  - 463 (92%) did not have a known gang affiliation

## ***District 6 (Suffolk P&P) – Recidivating Supervisees***

(Includes the County of Isle of Wight and the City of Suffolk)

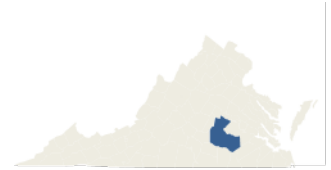


- 115 (22.9%) of the FY2017 community starters from Suffolk P&P were sentenced to a term of state responsible incarceration within three years of their community start date.
- Gender
  - 98 (85%) Male
  - 17 (15%) Female
- Criminal History
  - 31 (27%) had no history of state responsible terms of incarceration.
  - 43 (37%) had exactly one term of state responsible incarceration.
  - 21 (18%) had exactly two terms of state responsible incarceration.
  - 20 (17%) had at least three terms of state responsible incarceration.
- DOC Crime Type
  - 33 (29%) had a “Violent” most serious offense.
  - 65 (57%) had a “Property/Public Order” most serious offense.
  - 16 (14%) had a “Drug” most serious offense.
  - 1 (1%) did not have their offense information reported.
- Age on FY2017 Community Start Date
  - 39 (34%) were younger than age 30.
  - 52 (45%) were between ages 30 and 44.
  - 17 (15%) were between ages 45 and 54.
  - 7 (6%) were age 55 or older.
- Supervision Assignment Level
  - 84 (73%) had a “Medium” supervision assignment level.
  - 18 (16%) had an “Elevated” supervision assignment level.
  - 4 (3%) had a “High” supervision assignment level.
  - 9 (8%) did not have a supervision assignment level reported.
- History of Positive Drug Tests for Multiple Drugs (Both Opioids and Cocaine)
  - 6 (5%) had no drug test history.
  - 41 (36%) tested negative for Opioids or Cocaine.
  - 7 (6%) tested positive for Opioids only.
  - 29 (25%) tested positive for Cocaine only.
  - 32 (28%) tested positive for Opioids and Cocaine.
- History of Positive Drug Tests for Meth
  - 115 (100%) were not tested or tested negative for Meth.
- COMPAS Recidivism Risk Level
  - 18 (16%) were at “Low” risk to recidivate.
  - 42 (37%) were at “Medium” risk to recidivate.
  - 49 (43%) were at “High” risk to recidivate.
  - 6 (5%) did not have a recidivism risk level reported.

- Gang Affiliation
  - 17 (15%) had a known gang affiliation.
  - 98 (85%) did not have a known gang affiliation.

## District 7 (Petersburg P&P) – All Community Starters

(Includes the Counties of Amelia, Dinwiddie, Nottoway, and Powhatan, and the City of Petersburg)

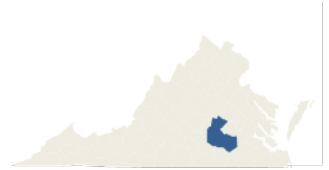


- 492 of the FY2017 community starters had Petersburg P&P as their primary supervision location.
- Gender
  - 392 (80%) Male
  - 100 (20%) Female
- Criminal History (prior to FY2017 community start date)
  - 216 (44%) had no history of state responsible terms of incarceration.
  - 123 (25%) had exactly one term of state responsible incarceration.
  - 70 (14%) had exactly two terms of state responsible incarceration.
  - 83 (17%) had at least three terms of state responsible incarceration.
- DOC Crime Type
  - 142 (29%) had a “Violent” most serious offense.
  - 222 (45%) had a “Property/Public Order” most serious offense.
  - 124 (25%) had a “Drug” most serious offense.
  - 4 (1%) did not have their offense information reported.
- Age on FY2017 Community Start Date
  - 189 (38%) were younger than age 30.
  - 207 (42%) were between ages 30 and 44.
  - 64 (13%) were between ages 45 and 54.
  - 32 (7%) were age 55 or older.
- Supervision Assignment Level
  - 4 (1%) had a “Low” supervision assignment level.
  - 394 (80%) had a “Medium” supervision assignment level.
  - 33 (7%) had an “Elevated” supervision assignment level.
  - 8 (2%) had a “High” supervision assignment level.
  - 53 (11%) did not have a supervision assignment level reported.
- History of Positive Drug Tests for Multiple Drugs (Both Opioids and Cocaine)
  - 30 (6%) had no drug test history.
  - 245 (50%) tested negative for Opioids or Cocaine.
  - 50 (10%) tested positive for Opioids only.
  - 97 (20%) tested positive for Cocaine only.
  - 70 (14%) tested positive for Opioids and Cocaine.
- History of Positive Drug Tests for Meth
  - 492 (100%) were not tested or tested negative for Meth.
- COMPAS Recidivism Risk Level
  - 106 (22%) were at “Low” risk to recidivate.
  - 158 (32%) were at “Medium” risk to recidivate.
  - 154 (31%) were at “High” risk to recidivate.
  - 74 (15%) did not have a recidivism risk level reported.

- Gang Affiliation
  - 30 (6%) had a known gang affiliation.
  - 462 (94%) did not have a known gang affiliation.

## ***District 7 (Petersburg P&P) – Recidivating Supervisees***

(Includes the Counties of Amelia, Dinwiddie, Nottoway, and Powhatan, and the City of Petersburg)



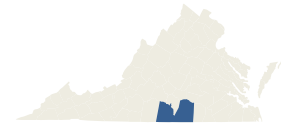
- 107 (21.7%) of the FY2017 community starters from Petersburg P&P were sentenced to a term of state responsible incarceration within three years of their community start date.
- Gender
  - 95 (89%) Male
  - 12 (11%) Female
- Criminal History
  - 33 (31%) had no history of state responsible terms of incarceration.
  - 29 (27%) had exactly one term of state responsible incarceration.
  - 19 (18%) had exactly two terms of state responsible incarceration.
  - 26 (24%) had at least three terms of state responsible incarceration.
- DOC Crime Type
  - 34 (32%) had a “Violent” most serious offense.
  - 52 (49%) had a “Property/Public Order” most serious offense.
  - 19 (18%) had a “Drug” most serious offense.
  - 2 (2%) did not have their offense information reported.
- Age on FY2017 Community Start Date
  - 45 (42%) were younger than age 30.
  - 41 (38%) were between ages 30 and 44.
  - 16 (15%) were between ages 45 and 54.
  - 5 (5%) were age 55 or older.
- Supervision Assignment Level
  - 1 (1%) had a “Low” supervision assignment level.
  - 85 (79%) had a “Medium” supervision assignment level.
  - 10 (9%) had an “Elevated” supervision assignment level.
  - 5 (5%) had a “High” supervision assignment level.
  - 6 (6%) did not have a supervision assignment level reported.
- History of Positive Drug Tests for Multiple Drugs (Both Opioids and Cocaine)
  - 3 (3%) had no drug test history.
  - 51 (48%) tested negative for Opioids or Cocaine.
  - 9 (8%) tested positive for Opioids only.
  - 30 (28%) tested positive for Cocaine only.
  - 14 (13%) tested positive for Opioids and Cocaine.
- History of Positive Drug Tests for Meth
  - 107 (100%) were not tested or tested negative for Meth.
- COMPAS Recidivism Risk Level
  - 17 (16%) were at “Low” risk to recidivate.
  - 33 (31%) were at “Medium” risk to recidivate.
  - 53 (50%) were at “High” risk to recidivate.
  - 4 (4%) did not have a recidivism risk level reported.



- Gang Affiliation
  - 10 (9%) had a known gang affiliation.
  - 97 (91%) did not have a known gang affiliation.

## District 8 (South Boston P&P) – All Community Starters

(Includes the Counties of Halifax, Lunenburg, and Mecklenburg)

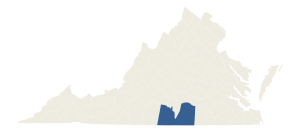


- 357 of the FY2017 community starters had South Boston P&P as their primary supervision location.
- Gender
  - 291 (82%) Male
  - 65 (18%) Female
  - 1 (<1%) Other
- Criminal History (prior to FY2017 community start date)
  - 154 (43%) had no history of state responsible terms of incarceration.
  - 118 (33%) had exactly one term of state responsible incarceration.
  - 41 (11%) had exactly two terms of state responsible incarceration.
  - 44 (12%) had at least three terms of state responsible incarceration.
- DOC Crime Type
  - 108 (30%) had a “Violent” most serious offense.
  - 163 (46%) had a “Property/Public Order” most serious offense.
  - 79 (22%) had a “Drug” most serious offense.
  - 7 (2%) did not have their offense information reported.
- Age on FY2017 Community Start Date
  - 133 (37%) were younger than age 30.
  - 144 (40%) were between ages 30 and 44.
  - 55 (15%) were between ages 45 and 54.
  - 25 (7%) were age 55 or older.
- Supervision Assignment Level
  - 83 (23%) had a “Low” supervision assignment level.
  - 188 (53%) had a “Medium” supervision assignment level.
  - 19 (5%) had an “Elevated” supervision assignment level.
  - 6 (2%) had a “High” supervision assignment level.
  - 61 (17%) did not have a supervision assignment level reported.
- History of Positive Drug Tests for Multiple Drugs (Both Opioids and Cocaine)
  - 61 (17%) had no drug test history.
  - 182 (51%) tested negative for Opioids or Cocaine.
  - 22 (6%) tested positive for Opioids only.
  - 76 (21%) tested positive for Cocaine only.
  - 16 (4%) tested positive for Opioids and Cocaine.
- History of Positive Drug Tests for Meth
  - 357 (100%) were not tested or tested negative for Meth.
- COMPAS Recidivism Risk Level
  - 85 (24%) were at “Low” risk to recidivate.
  - 118 (33%) were at “Medium” risk to recidivate.
  - 66 (18%) were at “High” risk to recidivate.
  - 88 (25%) did not have a recidivism risk level reported.

- Gang Affiliation
  - 24 (7%) had a known gang affiliation.
  - 333 (93%) did not have a known gang affiliation.

## District 8 (South Boston P&P) – Recidivating Supervisees

(Includes the Counties of Halifax, Lunenburg, and Mecklenburg)

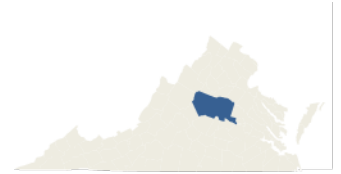


- 81 (22.7%) of the FY2017 community starters from South Boston P&P were sentenced to a term of state responsible incarceration within three years of their community start date.
- Gender
  - 71 (88%) Male
  - 10 (12%) Female
- Criminal History
  - 29 (36%) had no history of state responsible terms of incarceration.
  - 24 (30%) had exactly one term of state responsible incarceration.
  - 7 (9%) had exactly two terms of state responsible incarceration.
  - 21 (26%) had at least three terms of state responsible incarceration.
- DOC Crime Type
  - 25 (31%) had a “Violent” most serious offense.
  - 38 (47%) had a “Property/Public Order” most serious offense.
  - 16 (20%) had a “Drug” most serious offense.
  - 2 (2%) did not have their offense information reported.
- Age on FY2017 Community Start Date
  - 41 (51%) were younger than age 30.
  - 26 (32%) were between ages 30 and 44.
  - 10 (12%) were between ages 45 and 54.
  - 4 (5%) were age 55 or older.
- Supervision Assignment Level
  - 18 (22%) had a “Low” supervision assignment level.
  - 45 (56%) had a “Medium” supervision assignment level.
  - 6 (7%) had an “Elevated” supervision assignment level.
  - 5 (6%) had a “High” supervision assignment level.
  - 7 (9%) did not have a supervision assignment level reported.
- History of Positive Drug Tests for Multiple Drugs (Both Opioids and Cocaine)
  - 6 (7%) had no drug test history.
  - 37 (46%) tested negative for Opioids or Cocaine.
  - 6 (7%) tested positive for Opioids only.
  - 31 (38%) tested positive for Cocaine only.
  - 1 (1%) tested positive for Opioids and Cocaine.
- History of Positive Drug Tests for Meth
  - 81 (100%) were not tested or tested negative for Meth.
- COMPAS Recidivism Risk Level
  - 15 (19%) were at “Low” risk to recidivate.
  - 42 (52%) were at “Medium” risk to recidivate.
  - 23 (28%) were at “High” risk to recidivate.
  - 1 (1%) did not have a recidivism risk level reported.

- Gang Affiliation
  - 11 (14%) had a known gang affiliation.
  - 70 (86%) did not have a known gang affiliation.

## District 9 (Charlottesville P&P) – All Community Starters

(Includes the Counties of Albemarle, Fluvanna, Goochland, and Louisa, and the City of Charlottesville)

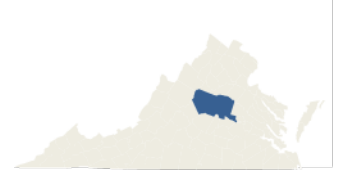


- 545 of the FY2017 community starters had Charlottesville P&P as their primary supervision location.
- Gender
  - 438 (80%) Male
  - 106 (19%) Female
  - 1 (<1%) Other
- Criminal History (prior to FY2017 community start date)
  - 221 (41%) had no history of state responsible terms of incarceration.
  - 156 (29%) had exactly one term of state responsible incarceration.
  - 78 (14%) had exactly two terms of state responsible incarceration.
  - 90 (17%) had at least three terms of state responsible incarceration.
- DOC Crime Type
  - 133 (24%) had a “Violent” most serious offense.
  - 231 (42%) had a “Property/Public Order” most serious offense.
  - 164 (30%) had a “Drug” most serious offense.
  - 17 (3%) did not have their offense information reported.
- Age on FY2017 Community Start Date
  - 182 (33%) were younger than age 30.
  - 223 (41%) were between ages 30 and 44.
  - 89 (16%) were between ages 45 and 54.
  - 51 (9%) were age 55 or older.
- Supervision Assignment Level
  - 32 (6%) had a “Low” supervision assignment level.
  - 407 (75%) had a “Medium” supervision assignment level.
  - 45 (8%) had an “Elevated” supervision assignment level.
  - 36 (7%) had a “High” supervision assignment level.
  - 25 (5%) did not have a supervision assignment level reported.
- History of Positive Drug Tests for Multiple Drugs (Both Opioids and Cocaine)
  - 27 (5%) had no drug test history.
  - 281 (52%) tested negative for Opioids or Cocaine.
  - 51 (9%) tested positive for Opioids only.
  - 136 (25%) tested positive for Cocaine only.
  - 50 (9%) tested positive for Opioids and Cocaine.
- History of Positive Drug Tests for Meth
  - 543 (>99%) tested negative for Meth
  - 2 (<1%) tested positive for Meth.

- COMPAS Recidivism Risk Level
  - 158 (29%) were at “Low” risk to recidivate.
  - 176 (32%) were at “Medium” risk to recidivate.
  - 155 (28%) were at “High” risk to recidivate.
  - 56 (10%) did not have a recidivism risk level reported.
- Gang Affiliation
  - 26 (5%) had a known gang affiliation.
  - 519 (95%) did not have a known gang affiliation.

## District 9 (Charlottesville P&P) – Recidivating Supervisees

(Includes the Counties of Albemarle, Fluvanna, Goochland, and Louisa, and the City of Charlottesville)



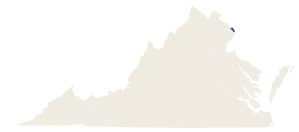
- 121 (22.2%) of the FY2017 community starters from Charlottesville P&P were sentenced to a term of state responsible incarceration within three years of their community start date.
- Gender
  - 107 (88%) Male
  - 14 (12%) Female
- Criminal History
  - 37 (31%) had no history of state responsible terms of incarceration.
  - 28 (23%) had exactly one term of state responsible incarceration.
  - 22 (18%) had exactly two terms of state responsible incarceration.
  - 34 (28%) had at least three terms of state responsible incarceration.
- DOC Crime Type
  - 37 (31%) had a “Violent” most serious offense.
  - 60 (50%) had a “Property/Public Order” most serious offense.
  - 23 (19%) had a “Drug” most serious offense.
  - 1 (1%) did not have their offense information reported.
- Age on FY2017 Community Start Date
  - 44 (36%) were younger than age 30.
  - 50 (41%) were between ages 30 and 44.
  - 20 (17%) were between ages 45 and 54.
  - 7 (6%) were age 55 or older.
- Supervision Assignment Level
  - 1 (1%) had a “Low” supervision assignment level.
  - 76 (63%) had a “Medium” supervision assignment level.
  - 23 (19%) had an “Elevated” supervision assignment level.
  - 20 (17%) had a “High” supervision assignment level.
  - 1 (1%) did not have a supervision assignment level reported.
- History of Positive Drug Tests for Multiple Drugs (Both Opioids and Cocaine)
  - 4 (3%) had no drug test history.
  - 54 (45%) tested negative for Opioids or Cocaine.
  - 11 (9%) tested positive for Opioids only.
  - 39 (32%) tested positive for Cocaine only.
  - 13 (11%) tested positive for Opioids and Cocaine.
- History of Positive Drug Tests for Meth
  - 120 (99%) were not tested or tested negative for Meth.
  - 1 (1%) tested positive for Meth.



- COMPAS Recidivism Risk Level
  - 19 (16%) were at “Low” risk to recidivate.
  - 45 (37%) were at “Medium” risk to recidivate.
  - 55 (45%) were at “High” risk to recidivate.
  - 2 (2%) did not have a recidivism risk level reported.
- Gang Affiliation
  - 13 (11%) had a known gang affiliation.
  - 108 (89%) did not have a known gang affiliation.

## District 10 (Arlington P&P) – All Community Starters

(Includes the County of Arlington and the City of Falls Church)



- 1,014 of the FY2017 community starters had Arlington P&P as their primary supervision location.
- Gender
  - 759 (75%) Male
  - 255 (25%) Female
- Criminal History (prior to FY2017 community start date)
  - 631 (62%) had no history of state responsible terms of incarceration.
  - 273 (27%) had exactly one term of state responsible incarceration.
  - 57 (6%) had exactly two terms of state responsible incarceration.
  - 53 (5%) had at least three terms of state responsible incarceration.
- DOC Crime Type
  - 164 (16%) had a “Violent” most serious offense.
  - 607 (60%) had a “Property/Public Order” most serious offense.
  - 215 (21%) had a “Drug” most serious offense.
  - 28 (3%) did not have their offense information reported.
- Age on FY2017 Community Start Date
  - 425 (42%) were younger than age 30.
  - 327 (32%) were between ages 30 and 44.
  - 170 (17%) were between ages 45 and 54.
  - 92 (9%) were age 55 or older.
- Supervision Assignment Level
  - 23 (2%) had a “Low” supervision assignment level.
  - 433 (43%) had a “Medium” supervision assignment level.
  - 18 (2%) had an “Elevated” supervision assignment level.
  - 9 (1%) had a “High” supervision assignment level.
  - 531 (52%) did not have a supervision assignment level reported.
- History of Positive Drug Tests for Multiple Drugs (Both Opioids and Cocaine)
  - 463 (46%) had no drug test history.
  - 5 (<1%) were not tested for Opioids or Cocaine.
  - 437 (43%) tested negative for Opioids or Cocaine.
  - 40 (4%) tested positive for Opioids only.
  - 43 (4%) tested positive for Cocaine only.
  - 26 (3%) tested positive for Opioids and Cocaine.
- History of Positive Drug Tests for Meth
  - 1,013 (>99%) were not tested or tested negative for Meth.
  - 1 (<1%) tested positive for Meth.
- COMPAS Recidivism Risk Level
  - 119 (12%) were at “Low” risk to recidivate.
  - 99 (10%) were at “Medium” risk to recidivate.
  - 112 (11%) were at “High” risk to recidivate.
  - 684 (67%) did not have a recidivism risk level reported.

- Gang Affiliation
  - 26 (3%) had a known gang affiliation.
  - 988 (97%) did not have a known gang affiliation.

## District 10 (Arlington P&P) – Recidivating Supervisees

(Includes the County of Arlington and the City of Falls Church)

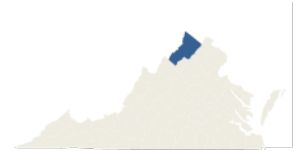


- 136 (13.4%) of the FY2017 community starters from Arlington P&P were sentenced to a term of state responsible incarceration within three years of their community start date.
- Gender
  - 115 (85%) Male
  - 21 (15%) Female
- Criminal History
  - 65 (48%) had no history of state responsible terms of incarceration.
  - 43 (32%) had exactly one term of state responsible incarceration.
  - 13 (10%) had exactly two terms of state responsible incarceration.
  - 15 (11%) had at least three terms of state responsible incarceration.
- DOC Crime Type
  - 19 (14%) had a “Violent” most serious offense.
  - 81 (60%) had a “Property/Public Order” most serious offense.
  - 34 (25%) had a “Drug” most serious offense.
  - 2 (1%) did not have their offense information reported.
- Age on FY2017 Community Start Date
  - 58 (43%) were younger than age 30.
  - 45 (33%) were between ages 30 and 44.
  - 23 (17%) were between ages 45 and 54.
  - 10 (7%) were age 55 or older.
- Supervision Assignment Level
  - 92 (68%) had a “Medium” supervision assignment level.
  - 3 (2%) had an “Elevated” supervision assignment level.
  - 3 (2%) had a “High” supervision assignment level.
  - 38 (28%) did not have a supervision assignment level reported.
- History of Positive Drug Tests for Multiple Drugs (Both Opioids and Cocaine)
  - 55 (40%) had no drug test history.
  - 54 (40%) tested negative for Opioids or Cocaine.
  - 10 (7%) tested positive for Opioids only.
  - 8 (6%) tested positive for Cocaine only.
  - 9 (7%) tested positive for Opioids and Cocaine.
- History of Positive Drug Tests for Meth
  - 136 (100%) were not tested or tested negative for Meth.
- COMPAS Recidivism Risk Level
  - 19 (14%) were at “Low” risk to recidivate.
  - 31 (23%) were at “Medium” risk to recidivate.
  - 43 (32%) were at “High” risk to recidivate.
  - 43 (32%) did not have a recidivism risk level reported.

- Gang Affiliation
  - 2 (2%) had a known gang affiliation.
  - 134 (99%) did not have a known gang affiliation.

## District 11 (Winchester P&P) – All Community Starters

(Includes the Counties of Clarke, Frederick, Shenandoah, and Warren, and the City of Winchester)

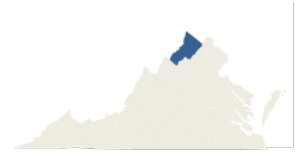


- 1,008 of the FY2017 community starters had Winchester P&P as their primary supervision location.
- Gender
  - 723 (72%) Male
  - 285 (28%) Female
- Criminal History (prior to FY2017 community start date)
  - 582 (58%) had no history of state responsible terms of incarceration.
  - 235 (23%) had exactly one term of state responsible incarceration.
  - 99 (10%) had exactly two terms of state responsible incarceration.
  - 92 (9%) had at least three terms of state responsible incarceration.
- DOC Crime Type
  - 178 (18%) had a “Violent” most serious offense.
  - 482 (48%) had a “Property/Public Order” most serious offense.
  - 317 (31%) had a “Drug” most serious offense.
  - 31 (3%) did not have their offense information reported.
- Age on FY2017 Community Start Date
  - 395 (39%) were younger than age 30.
  - 418 (41%) were between ages 30 and 44.
  - 145 (14%) were between ages 45 and 54.
  - 50 (5%) were age 55 or older.
- Supervision Assignment Level
  - 67 (7%) had a “Low” supervision assignment level.
  - 605 (60%) had a “Medium” supervision assignment level.
  - 83 (8%) had an “Elevated” supervision assignment level.
  - 62 (6%) had a “High” supervision assignment level.
  - 191 (19%) did not have a supervision assignment level reported.
- History of Positive Drug Tests for Multiple Drugs (Both Opioids and Cocaine)
  - 84 (8%) had no drug test history.
  - 495 (49%) tested negative for Opioids or Cocaine.
  - 190 (19%) tested positive for Opioids only.
  - 102 (10%) tested positive for Cocaine only.
  - 137 (14%) tested positive for Opioids and Cocaine.
- History of Positive Drug Tests for Meth
  - 985 (98%) were not tested or tested negative for Meth.
  - 23 (2%) tested positive for Meth.
- COMPAS Recidivism Risk Level
  - 148 (15%) were at “Low” risk to recidivate.
  - 289 (29%) were at “Medium” risk to recidivate.
  - 308 (31%) were at “High” risk to recidivate.
  - 263 (26%) did not have a recidivism risk level reported.

- Gang Affiliation
  - 38 (4%) had a known gang affiliation.
  - 970 (96%) did not have a known gang affiliation.

## District 11 (Winchester P&P) – Recidivating Supervisees

(Includes the Counties of Clarke, Frederick, Shenandoah, and Warren, and the City of Winchester)



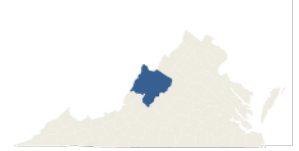
- 232 (23.0%) of the FY2017 community starters from Winchester P&P were sentenced to a term of state responsible incarceration within three years of their community start date.
- Gender
  - 180 (78%) Male
  - 52 (22%) Female
- Criminal History
  - 105 (45%) had no history of state responsible terms of incarceration.
  - 61 (26%) had exactly one term of state responsible incarceration.
  - 31 (13%) had exactly two terms of state responsible incarceration.
  - 35 (15%) had at least three terms of state responsible incarceration.
- DOC Crime Type
  - 48 (21%) had a “Violent” most serious offense.
  - 123 (53%) had a “Property/Public Order” most serious offense.
  - 57 (25%) had a “Drug” most serious offense.
  - 4 (2%) did not have their offense information reported.
- Age on FY2017 Community Start Date
  - 104 (45%) were younger than age 30.
  - 98 (42%) were between ages 30 and 44.
  - 23 (10%) were between ages 45 and 54.
  - 7 (3%) were age 55 or older.
- Supervision Assignment Level
  - 4 (2%) had a “Low” supervision assignment level.
  - 157 (68%) had a “Medium” supervision assignment level.
  - 27 (12%) had an “Elevated” supervision assignment level.
  - 31 (13%) had a “High” supervision assignment level.
  - 13 (6%) did not have a supervision assignment level reported.
- History of Positive Drug Tests for Multiple Drugs (Both Opioids and Cocaine)
  - 11 (5%) had no drug test history.
  - 81 (35%) tested negative for Opioids or Cocaine.
  - 50 (22%) tested positive for Opioids only.
  - 38 (16%) tested positive for Cocaine only.
  - 52 (22%) tested positive for Opioids and Cocaine.
- History of Positive Drug Tests for Meth
  - 224 (97%) were not tested or tested negative for Meth.
  - 8 (3%) tested positive for Meth.
- COMPAS Recidivism Risk Level
  - 29 (13%) were at “Low” risk to recidivate.
  - 69 (30%) were at “Medium” risk to recidivate.
  - 119 (51%) were at “High” risk to recidivate.
  - 15 (6%) did not have a recidivism risk level reported.



- Gang Affiliation
  - 13 (6%) had a known gang affiliation.
  - 219 (94%) did not have a known gang affiliation.

## District 12 (Staunton P&P) – All Community Starters

(Includes the Counties of Augusta, Bath, Highland, and Rockbridge, and the Cities of Buena Vista, Lexington, Staunton, and Waynesboro)<sup>14</sup>



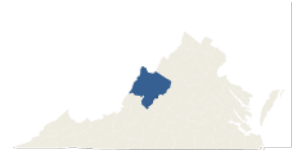
- 647 of the FY2017 community starters had Staunton P&P as their primary supervision location.
- Gender
  - 477 (74%) Male
  - 168 (26%) Female
  - 2 (<1%) Other
- Criminal History (prior to FY2017 community start date)
  - 344 (53%) had no history of state responsible terms of incarceration.
  - 172 (27%) had exactly one term of state responsible incarceration.
  - 68 (11%) had exactly two terms of state responsible incarceration.
  - 63 (10%) had at least three terms of state responsible incarceration.
- DOC Crime Type
  - 134 (21%) had a “Violent” most serious offense.
  - 275 (43%) had a “Property/Public Order” most serious offense.
  - 222 (34%) had a “Drug” most serious offense.
  - 16 (2%) did not have their offense information reported.
- Age on FY2017 Community Start Date
  - 241 (37%) were younger than age 30.
  - 286 (44%) were between ages 30 and 44.
  - 86 (13%) were between ages 45 and 54.
  - 34 (5%) were age 55 or older.
- Supervision Assignment Level
  - 25 (4%) had a “Low” supervision assignment level.
  - 477 (74%) had a “Medium” supervision assignment level.
  - 56 (9%) had an “Elevated” supervision assignment level.
  - 24 (4%) had a “High” supervision assignment level.
  - 65 (10%) did not have a supervision assignment level reported.
- History of Positive Drug Tests for Multiple Drugs (Both Opioids and Cocaine)
  - 55 (9%) had no drug test history.
  - 454 (70%) tested negative for Opioids or Cocaine.
  - 67 (10%) tested positive for Opioids only.
  - 53 (8%) tested positive for Cocaine only.
  - 18 (3%) tested positive for Opioids and Cocaine.
- History of Positive Drug Tests for Meth
  - 624 (96%) were not tested or tested negative for Meth.
  - 23 (4%) tested positive for Meth.

<sup>14</sup> On March 1, 2018, district boundaries were moved so that Rockbridge County, Buena Vista, and Lexington transferred from District 12 (Staunton P&P) to District 40 (Fincastle P&P).

- COMPAS Recidivism Risk Level
  - 190 (29%) were at “Low” risk to recidivate.
  - 197 (30%) were at “Medium” risk to recidivate.
  - 171 (26%) were at “High” risk to recidivate.
  - 89 (14%) did not have a recidivism risk level reported.
- Gang Affiliation
  - 35 (5%) had a known gang affiliation.
  - 612 (95%) did not have a known gang affiliation.

## ***District 12 (Staunton P&P) – Recidivating Supervisees***

(Includes the Counties of Augusta, Bath, Highland, and Rockbridge, and the Cities of Buena Vista, Lexington, Staunton, and Waynesboro)<sup>15</sup>



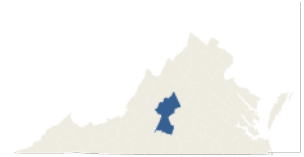
- 170 (26.3%) of the FY2017 community starters from Staunton P&P were sentenced to a term of state responsible incarceration within three years of their community start date.
- Gender
  - 142 (84%) Male
  - 28 (16%) Female
- Criminal History
  - 68 (40%) had no history of state responsible terms of incarceration.
  - 46 (27%) had exactly one term of state responsible incarceration.
  - 27 (16%) had exactly two terms of state responsible incarceration.
  - 29 (17%) had at least three terms of state responsible incarceration.
- DOC Crime Type
  - 42 (25%) had a “Violent” most serious offense.
  - 73 (43%) had a “Property/Public Order” most serious offense.
  - 52 (31%) had a “Drug” most serious offense.
  - 3 (2%) did not have their offense information reported.
- Age on FY2017 Community Start Date
  - 66 (39%) were younger than age 30.
  - 88 (52%) were between ages 30 and 44.
  - 13 (8%) were between ages 45 and 54.
  - 3 (2%) were age 55 or older.
- Supervision Assignment Level
  - 125 (74%) had a “Medium” supervision assignment level.
  - 27 (16%) had an “Elevated” supervision assignment level.
  - 15 (9%) had a “High” supervision assignment level.
  - 3 (2%) did not have a supervision assignment level reported.
- History of Positive Drug Tests for Multiple Drugs (Both Opioids and Cocaine)
  - 10 (6%) had no drug test history.
  - 106 (62%) tested negative for Opioids or Cocaine.
  - 28 (16%) tested positive for Opioids only.
  - 17 (10%) tested positive for Cocaine only.
  - 9 (5%) tested positive for Opioids and Cocaine.
- History of Positive Drug Tests for Meth
  - 162 (95%) were not tested or tested negative for Meth.
  - 8 (5%) tested positive for Meth.

<sup>15</sup> On March 1, 2018, district boundaries were moved so that Rockbridge County, Buena Vista, and Lexington transferred from District 12 (Staunton P&P) to District 40 (Fincastle P&P).

- COMPAS Recidivism Risk Level
  - 30 (18%) were at “Low” risk to recidivate.
  - 67 (39%) were at “Medium” risk to recidivate.
  - 72 (42%) were at “High” risk to recidivate.
  - 1 (1%) did not have a recidivism risk level reported.
- Gang Affiliation
  - 23 (14%) had a known gang affiliation.
  - 147 (87%) did not have a known gang affiliation.

## District 13 (Lynchburg P&P) – All Community Starters

(Includes the Counties of Amherst, Campbell, and Nelson, and the City of Lynchburg)

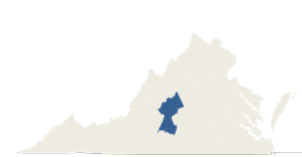


- 672 of the FY2017 community starters had Lynchburg P&P as their primary supervision location.
- Gender
  - 510 (76%) Male
  - 161 (24%) Female
  - 1 (<1%) Other
- Criminal History (prior to FY2017 community start date)
  - 309 (46%) had no history of state responsible terms of incarceration.
  - 182 (27%) had exactly one term of state responsible incarceration.
  - 88 (13%) had exactly two terms of state responsible incarceration.
  - 93 (14%) had at least three terms of state responsible incarceration.
- DOC Crime Type
  - 187 (28%) had a “Violent” most serious offense.
  - 269 (40%) had a “Property/Public Order” most serious offense.
  - 154 (23%) had a “Drug” most serious offense.
  - 62 (9%) did not have their offense information reported.
- Age on FY2017 Community Start Date
  - 241 (36%) were younger than age 30.
  - 273 (41%) were between ages 30 and 44.
  - 110 (16%) were between ages 45 and 54.
  - 48 (7%) were age 55 or older.
- Supervision Assignment Level
  - 26 (4%) had a “Low” supervision assignment level.
  - 502 (75%) had a “Medium” supervision assignment level.
  - 61 (9%) had an “Elevated” supervision assignment level.
  - 44 (7%) had a “High” supervision assignment level.
  - 39 (6%) did not have a supervision assignment level reported.
- History of Positive Drug Tests for Multiple Drugs (Both Opioids and Cocaine)
  - 58 (9%) had no drug test history.
  - 392 (58%) tested negative for Opioids or Cocaine.
  - 39 (6%) tested positive for Opioids only.
  - 140 (21%) tested positive for Cocaine only.
  - 43 (6%) tested positive for Opioids and Cocaine.
- History of Positive Drug Tests for Meth
  - 670 (>99%) were not tested or tested negative for Meth.
  - 2 (<1%) tested positive for Meth.
- COMPAS Recidivism Risk Level
  - 144 (21%) were at “Low” risk to recidivate.
  - 200 (30%) were at “Medium” risk to recidivate.
  - 263 (39%) were at “High” risk to recidivate.
  - 65 (10%) did not have a recidivism risk level reported.

- Gang Affiliation
  - 45 (7%) had a known gang affiliation.
  - 627 (93%) did not have a known gang affiliation.

## District 13 (Lynchburg P&P) – Recidivating Supervisees

(Includes the Counties of Amherst, Campbell, and Nelson, and the City of Lynchburg)



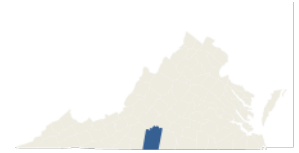
- 135 (20.1%) of the FY2017 community starters from Lynchburg P&P were sentenced to a term of state responsible incarceration within three years of their community start date.
- Gender
  - 117 (87%) Male
  - 18 (13%) Female
- Criminal History
  - 43 (32%) had no history of state responsible terms of incarceration.
  - 38 (28%) had exactly one term of state responsible incarceration.
  - 20 (15%) had exactly two terms of state responsible incarceration.
  - 34 (25%) had at least three terms of state responsible incarceration.
- DOC Crime Type
  - 38 (28%) had a “Violent” most serious offense.
  - 66 (49%) had a “Property/Public Order” most serious offense.
  - 27 (20%) had a “Drug” most serious offense.
  - 4 (3%) did not have their offense information reported.
- Age on FY2017 Community Start Date
  - 54 (40%) were younger than age 30.
  - 60 (44%) were between ages 30 and 44.
  - 16 (12%) were between ages 45 and 54.
  - 5 (4%) were age 55 or older.
- Supervision Assignment Level
  - 2 (1%) had a “Low” supervision assignment level.
  - 95 (70%) had a “Medium” supervision assignment level.
  - 14 (10%) had an “Elevated” supervision assignment level.
  - 23 (17%) had a “High” supervision assignment level.
  - 1 (1%) did not have a supervision assignment level reported.
- History of Positive Drug Tests for Multiple Drugs (Both Opioids and Cocaine)
  - 6 (4%) had no drug test history.
  - 70 (52%) tested negative for Opioids or Cocaine.
  - 16 (12%) tested positive for Opioids only.
  - 33 (24%) tested positive for Cocaine only.
  - 10 (7%) tested positive for Opioids and Cocaine.
- History of Positive Drug Tests for Meth
  - 134 (99%) were not tested or tested negative for Meth.
  - 1 (1%) tested positive for Meth.
- COMPAS Recidivism Risk Level
  - 20 (15%) were at “Low” risk to recidivate.
  - 35 (26%) were at “Medium” risk to recidivate.
  - 77 (57%) were at “High” risk to recidivate.
  - 3 (2%) did not have a recidivism risk level reported.



- Gang Affiliation
  - 11 (8%) had a known gang affiliation.
  - 124 (92%) did not have a known gang affiliation.

## District 14 (Danville P&P) – All Community Starters

(Includes the County of Pittsylvania and the City of Danville)

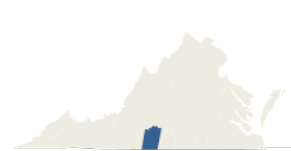


- 617 of the FY2017 community starters had Danville P&P as their primary supervision location.
- Gender
  - 478 (77%) Male
  - 139 (23%) Female
- Criminal History (prior to FY2017 community start date)
  - 250 (41%) had no history of state responsible terms of incarceration.
  - 199 (32%) had exactly one term of state responsible incarceration.
  - 84 (14%) had exactly two terms of state responsible incarceration.
  - 84 (14%) had at least three terms of state responsible incarceration.
- DOC Crime Type
  - 148 (24%) had a “Violent” most serious offense.
  - 308 (50%) had a “Property/Public Order” most serious offense.
  - 137 (22%) had a “Drug” most serious offense.
  - 24 (4%) did not have their offense information reported.
- Age on FY2017 Community Start Date
  - 180 (29%) were younger than age 30.
  - 250 (41%) were between ages 30 and 44.
  - 115 (19%) were between ages 45 and 54.
  - 72 (12%) were age 55 or older.
- Supervision Assignment Level
  - 46 (7%) had a “Low” supervision assignment level.
  - 365 (59%) had a “Medium” supervision assignment level.
  - 47 (8%) had an “Elevated” supervision assignment level.
  - 6 (1%) had a “High” supervision assignment level.
  - 153 (25%) did not have a supervision assignment level reported.
- History of Positive Drug Tests for Multiple Drugs (Both Opioids and Cocaine)
  - 113 (18%) had no drug test history.
  - 1 (<1%) was not tested for Opioids or Cocaine.
  - 260 (42%) tested negative for Opioids or Cocaine.
  - 50 (8%) tested positive for Opioids only.
  - 148 (24%) tested positive for Cocaine only.
  - 45 (7%) tested positive for Opioids and Cocaine.
- History of Positive Drug Tests for Meth
  - 614 (>99%) were not tested or tested negative for Meth.
  - 3 (1%) tested positive for Meth.
- COMPAS Recidivism Risk Level
  - 149 (24%) were at “Low” risk to recidivate.
  - 167 (27%) were at “Medium” risk to recidivate.
  - 138 (22%) were at “High” risk to recidivate.
  - 163 (26%) did not have a recidivism risk level reported.

- Gang Affiliation
  - 32 (5%) had a known gang affiliation.
  - 585 (95%) did not have a known gang affiliation.

## District 14 (Danville P&P) – Recidivating Supervisees

(Includes the County of Pittsylvania and the City of Danville)

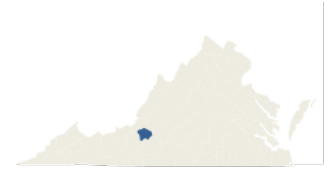


- 127 (20.6%) of the FY2017 community starters from Danville P&P were sentenced to a term of state responsible incarceration within three years of their community start date.
- Gender
  - 105 (83%) Male
  - 22 (17%) Female
- Criminal History
  - 33 (26%) had no history of state responsible terms of incarceration.
  - 40 (31%) had exactly one term of state responsible incarceration.
  - 23 (18%) had exactly two terms of state responsible incarceration.
  - 31 (24%) had at least three terms of state responsible incarceration.
- DOC Crime Type
  - 36 (28%) had a “Violent” most serious offense.
  - 61 (48%) had a “Property/Public Order” most serious offense.
  - 27 (21%) had a “Drug” most serious offense.
  - 3 (2%) did not have their offense information reported.
- Age on FY2017 Community Start Date
  - 47 (37%) were younger than age 30.
  - 49 (39%) were between ages 30 and 44.
  - 20 (16%) were between ages 45 and 54.
  - 11 (9%) were age 55 or older.
- Supervision Assignment Level
  - 5 (4%) had a “Low” supervision assignment level.
  - 87 (69%) had a “Medium” supervision assignment level.
  - 17 (13%) had an “Elevated” supervision assignment level.
  - 1 (1%) had a “High” supervision assignment level.
  - 17 (13%) did not have a supervision assignment level reported.
- History of Positive Drug Tests for Multiple Drugs (Both Opioids and Cocaine)
  - 7 (6%) had no drug test history.
  - 43 (34%) tested negative for Opioids or Cocaine.
  - 12 (9%) tested positive for Opioids only.
  - 47 (37%) tested positive for Cocaine only.
  - 18 (14%) tested positive for Opioids and Cocaine.
- History of Positive Drug Tests for Meth
  - 125 (98%) were not tested or tested negative for Meth.
  - 2 (2%) tested positive for Meth.
- COMPAS Recidivism Risk Level
  - 28 (22%) were at “Low” risk to recidivate.
  - 43 (34%) were at “Medium” risk to recidivate.
  - 51 (40%) were at “High” risk to recidivate.
  - 5 (4%) did not have a recidivism risk level reported.

- Gang Affiliation
  - 11 (9%) had a known gang affiliation.
  - 116 (91%) did not have a known gang affiliation.

## District 15 (Roanoke P&P) – All Community Starters

(Includes the County of Roanoke and the Cities of Roanoke and Salem)

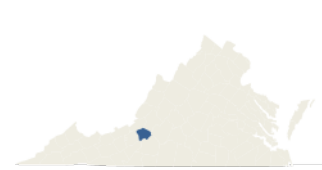


- 996 of the FY2017 community starters had Roanoke P&P as their primary supervision location.
- Gender
  - 716 (72%) Male
  - 280 (28%) Female
- Criminal History (prior to FY2017 community start date)
  - 523 (53%) had no history of state responsible terms of incarceration.
  - 243 (24%) had exactly one term of state responsible incarceration.
  - 112 (11%) had exactly two terms of state responsible incarceration.
  - 118 (12%) had at least three terms of state responsible incarceration.
- DOC Crime Type
  - 261 (26%) had a “Violent” most serious offense.
  - 440 (44%) had a “Property/Public Order” most serious offense.
  - 244 (24%) had a “Drug” most serious offense.
  - 51 (5%) did not have their offense information reported.
- Age on FY2017 Community Start Date
  - 327 (33%) were younger than age 30.
  - 432 (43%) were between ages 30 and 44.
  - 161 (16%) were between ages 45 and 54.
  - 76 (8%) were age 55 or older.
- Supervision Assignment Level
  - 89 (9%) had a “Low” supervision assignment level.
  - 582 (58%) had a “Medium” supervision assignment level.
  - 189 (19%) had an “Elevated” supervision assignment level.
  - 50 (5%) had a “High” supervision assignment level.
  - 86 (9%) did not have a supervision assignment level reported.
- History of Positive Drug Tests for Multiple Drugs (Both Opioids and Cocaine)
  - 40 (4%) had no drug test history.
  - 467 (47%) tested negative for Opioids or Cocaine.
  - 144 (14%) tested positive for Opioids only.
  - 176 (18%) tested positive for Cocaine only.
  - 169 (17%) tested positive for Opioids and Cocaine.
- History of Positive Drug Tests for Meth
  - 991 (>99%) were not tested or tested negative for Meth.
  - 5 (1%) tested positive for Meth.
- COMPAS Recidivism Risk Level
  - 235 (24%) were at “Low” risk to recidivate.
  - 314 (32%) were at “Medium” risk to recidivate.
  - 335 (34%) were at “High” risk to recidivate.
  - 112 (11%) did not have a recidivism risk level reported.

- Gang Affiliation
  - 62 (6%) had a known gang affiliation.
  - 934 (94%) did not have a known gang affiliation.

## ***District 15 (Roanoke P&P) – Recidivating Supervisees***

(Includes the County of Roanoke and the Cities of Roanoke and Salem)



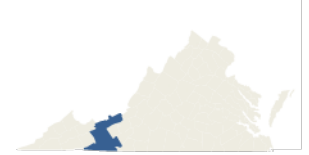
- 191 (19.2%) of the FY2017 community starters from Roanoke P&P were sentenced to a term of state responsible incarceration within three years of their community start date.
- Gender
  - 155 (81%) Male
  - 36 (19%) Female
- Criminal History
  - 74 (39%) had no history of state responsible terms of incarceration.
  - 46 (24%) had exactly one term of state responsible incarceration.
  - 35 (18%) had exactly two terms of state responsible incarceration.
  - 36 (19%) had at least three terms of state responsible incarceration.
- DOC Crime Type
  - 64 (34%) had a “Violent” most serious offense.
  - 83 (43%) had a “Property/Public Order” most serious offense.
  - 38 (20%) had a “Drug” most serious offense.
  - 6 (3%) did not have their offense information reported.
- Age on FY2017 Community Start Date
  - 70 (37%) were younger than age 30.
  - 99 (52%) were between ages 30 and 44.
  - 19 (10%) were between ages 45 and 54.
  - 3 (2%) were age 55 or older.
- Supervision Assignment Level
  - 3 (2%) had a “Low” supervision assignment level.
  - 114 (60%) had a “Medium” supervision assignment level.
  - 48 (25%) had an “Elevated” supervision assignment level.
  - 22 (12%) had a “High” supervision assignment level.
  - 4 (2%) did not have a supervision assignment level reported.
- History of Positive Drug Tests for Multiple Drugs (Both Opioids and Cocaine)
  - 4 (2%) had no drug test history.
  - 58 (30%) tested negative for Opioids or Cocaine.
  - 29 (15%) tested positive for Opioids only.
  - 46 (24%) tested positive for Cocaine only.
  - 54 (28%) tested positive for Opioids and Cocaine.
- History of Positive Drug Tests for Meth
  - 188 (98%) were not tested or tested negative for Meth.
  - 3 (2%) tested positive for Meth.
- COMPAS Recidivism Risk Level
  - 26 (14%) were at “Low” risk to recidivate.
  - 66 (35%) were at “Medium” risk to recidivate.
  - 95 (50%) were at “High” risk to recidivate.
  - 4 (2%) did not have a recidivism risk level reported.



- Gang Affiliation
  - 25 (13%) had a known gang affiliation.
  - 166 (87%) did not have a known gang affiliation.

## District 16 (Wytheville P&P) – All Community Starters

(Includes the Counties of Bland, Carroll, Giles, Grayson, and Wythe, and the City of Galax)

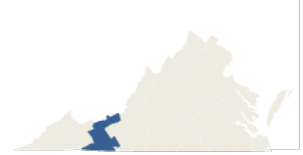


- 595 of the FY2017 community starters had Wytheville P&P as their primary supervision location.
- Gender
  - 421 (71%) Male
  - 173 (29%) Female
  - 1 (<1%) Other
- Criminal History (prior to FY2017 community start date)
  - 338 (57%) had no history of state responsible terms of incarceration.
  - 148 (25%) had exactly one term of state responsible incarceration.
  - 57 (10%) had exactly two terms of state responsible incarceration.
  - 52 (9%) had at least three terms of state responsible incarceration.
- DOC Crime Type
  - 125 (21%) had a “Violent” most serious offense.
  - 236 (40%) had a “Property/Public Order” most serious offense.
  - 212 (36%) had a “Drug” most serious offense.
  - 22 (4%) did not have their offense information reported.
- Age on FY2017 Community Start Date
  - 184 (31%) were younger than age 30.
  - 289 (49%) were between ages 30 and 44.
  - 91 (15%) were between ages 45 and 54.
  - 31 (5%) were age 55 or older.
- Supervision Assignment Level
  - 18 (3%) had a “Low” supervision assignment level.
  - 432 (73%) had a “Medium” supervision assignment level.
  - 36 (6%) had an “Elevated” supervision assignment level.
  - 109 (18%) did not have a supervision assignment level reported.
- History of Positive Drug Tests for Multiple Drugs (Both Opioids and Cocaine)
  - 112 (19%) had no drug test history.
  - 2 (<1%) were not tested for Opioids or Cocaine.
  - 357 (60%) tested negative for Opioids or Cocaine.
  - 98 (16%) tested positive for Opioids only.
  - 9 (2%) tested positive for Cocaine only.
  - 17 (3%) tested positive for Opioids and Cocaine.
- History of Positive Drug Tests for Meth
  - 500 (84%) were not tested or tested negative for Meth.
  - 95 (16%) tested positive for Meth.
- COMPAS Recidivism Risk Level
  - 184 (31%) were at “Low” risk to recidivate.
  - 168 (28%) were at “Medium” risk to recidivate.
  - 116 (19%) were at “High” risk to recidivate.
  - 127 (21%) did not have a recidivism risk level reported.

- Gang Affiliation
  - 18 (3%) had a known gang affiliation.
  - 577 (97%) did not have a known gang affiliation.

## District 16 (Wytheville P&P) – Recidivating Supervisees

(Includes the Counties of Bland, Carroll, Giles, Grayson, and Wythe, and the City of Galax)

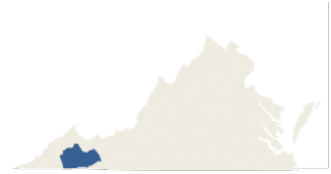


- 171 (28.7%) of the FY2017 community starters from Wytheville P&P were sentenced to a term of state responsible incarceration within three years of their community start date.
- Gender
  - 138 (81%) Male
  - 33 (19%) Female
- Criminal History
  - 82 (48%) had no history of state responsible terms of incarceration.
  - 46 (27%) had exactly one term of state responsible incarceration.
  - 16 (9%) had exactly two terms of state responsible incarceration.
  - 27 (16%) had at least three terms of state responsible incarceration.
- DOC Crime Type
  - 37 (22%) had a “Violent” most serious offense.
  - 79 (46%) had a “Property/Public Order” most serious offense.
  - 48 (28%) had a “Drug” most serious offense.
  - 7 (4%) did not have their offense information reported.
- Age on FY2017 Community Start Date
  - 59 (35%) were younger than age 30.
  - 93 (54%) were between ages 30 and 44.
  - 17 (10%) were between ages 45 and 54.
  - 2 (1%) were age 55 or older.
- Supervision Assignment Level
  - 2 (1%) had a “Low” supervision assignment level.
  - 139 (81%) had a “Medium” supervision assignment level.
  - 16 (9%) had an “Elevated” supervision assignment level.
  - 14 (8%) did not have a supervision assignment level reported.
- History of Positive Drug Tests for Multiple Drugs (Both Opioids and Cocaine)
  - 25 (15%) had no drug test history.
  - 109 (64%) tested negative for Opioids or Cocaine.
  - 26 (15%) tested positive for Opioids only.
  - 2 (1%) tested positive for Cocaine only.
  - 9 (5%) tested positive for Opioids and Cocaine.
- History of Positive Drug Tests for Meth
  - 131 (77%) were not tested or tested negative for Meth.
  - 40 (23%) tested positive for Meth.
- COMPAS Recidivism Risk Level
  - 50 (29%) were at “Low” risk to recidivate.
  - 50 (29%) were at “Medium” risk to recidivate.
  - 57 (33%) were at “High” risk to recidivate.
  - 14 (8%) did not have a recidivism risk level reported.

- Gang Affiliation
  - 10 (6%) had a known gang affiliation.
  - 161 (94%) did not have a known gang affiliation.

## District 17 (Abingdon P&P) – All Community Starters

(Includes the Counties of Russell, Smyth, and Washington, and the City of Bristol)

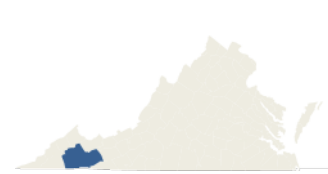


- 1,193 of the FY2017 community starters had Abingdon P&P as their primary supervision location.
- Gender
  - 787 (66%) Male
  - 405 (34%) Female
  - 1 (<1%) Other
- Criminal History (prior to FY2017 community start date)
  - 635 (53%) had no history of state responsible terms of incarceration.
  - 370 (31%) had exactly one term of state responsible incarceration.
  - 114 (10%) had exactly two terms of state responsible incarceration.
  - 74 (6%) had at least three terms of state responsible incarceration.
- DOC Crime Type
  - 227 (19%) had a “Violent” most serious offense.
  - 522 (44%) had a “Property/Public Order” most serious offense.
  - 407 (34%) had a “Drug” most serious offense.
  - 37 (3%) did not have their offense information reported.
- Age on FY2017 Community Start Date
  - 346 (29%) were younger than age 30.
  - 596 (50%) were between ages 30 and 44.
  - 165 (14%) were between ages 45 and 54.
  - 86 (7%) were age 55 or older.
- Supervision Assignment Level
  - 65 (5%) had a “Low” supervision assignment level.
  - 725 (61%) had a “Medium” supervision assignment level.
  - 66 (6%) had an “Elevated” supervision assignment level.
  - 4 (<1%) had a “High” supervision assignment level.
  - 333 (28%) did not have a supervision assignment level reported.
- History of Positive Drug Tests for Multiple Drugs (Both Opioids and Cocaine)
  - 232 (19%) had no drug test history.
  - 6 (1%) were not tested for Opioids or Cocaine.
  - 575 (48%) tested negative for Opioids or Cocaine.
  - 339 (28%) tested positive for Opioids only.
  - 17 (1%) tested positive for Cocaine only.
  - 24 (2%) tested positive for Opioids and Cocaine.
- History of Positive Drug Tests for Meth
  - 1,156 (97%) were not tested or tested negative for Meth.
  - 37 (3%) tested positive for Meth.

- COMPAS Recidivism Risk Level
  - 341 (29%) were at “Low” risk to recidivate.
  - 287 (24%) were at “Medium” risk to recidivate.
  - 224 (19%) were at “High” risk to recidivate.
  - 341 (29%) did not have a recidivism risk level reported.
- Gang Affiliation
  - 31 (3%) had a known gang affiliation.
  - 1,162 (97%) did not have a known gang affiliation.

## ***District 17 (Abingdon P&P) – Recidivating Supervisees***

(Includes the Counties of Russell, Smyth, and Washington, and the City of Bristol)



- 285 (23.9%) of the FY2017 community starters from Abingdon P&P were sentenced to a term of state responsible incarceration within three years of their community start date.
- Gender
  - 205 (72%) Male
  - 80 (28%) Female
- Criminal History
  - 128 (45%) had no history of state responsible terms of incarceration.
  - 83 (29%) had exactly one term of state responsible incarceration.
  - 38 (13%) had exactly two terms of state responsible incarceration.
  - 36 (13%) had at least three terms of state responsible incarceration.
- DOC Crime Type
  - 71 (25%) had a “Violent” most serious offense.
  - 117 (41%) had a “Property/Public Order” most serious offense.
  - 90 (32%) had a “Drug” most serious offense.
  - 7 (2%) did not have their offense information reported.
- Age on FY2017 Community Start Date
  - 93 (33%) were younger than age 30.
  - 159 (56%) were between ages 30 and 44.
  - 29 (10%) were between ages 45 and 54.
  - 4 (1%) were age 55 or older.
- Supervision Assignment Level
  - 3 (1%) had a “Low” supervision assignment level.
  - 215 (75%) had a “Medium” supervision assignment level.
  - 26 (9%) had an “Elevated” supervision assignment level.
  - 3 (1%) had a “High” supervision assignment level.
  - 38 (13%) did not have a supervision assignment level reported.
- History of Positive Drug Tests for Multiple Drugs (Both Opioids and Cocaine)
  - 26 (9%) had no drug test history.
  - 1 (<1%) was not tested for Opioids or Cocaine.
  - 138 (48%) tested negative for Opioids or Cocaine.
  - 104 (36%) tested positive for Opioids only.
  - 6 (2%) tested positive for Cocaine only.
  - 10 (4%) tested positive for Opioids and Cocaine.
- History of Positive Drug Tests for Meth
  - 268 (94%) were not tested or tested negative for Meth.
  - 17 (6%) tested positive for Meth.



- COMPAS Recidivism Risk Level
  - 81 (28%) were at “Low” risk to recidivate.
  - 85 (30%) were at “Medium” risk to recidivate.
  - 107 (38%) were at “High” risk to recidivate.
  - 12 (4%) did not have a recidivism risk level reported.
- Gang Affiliation
  - 14 (5%) had a known gang affiliation.
  - 271 (95%) did not have a known gang affiliation.

## District 18 (Norton P&P) – All Community Starters

(Includes the Counties of Dickenson, Lee, Scott, and Wise, and the City of Norton)

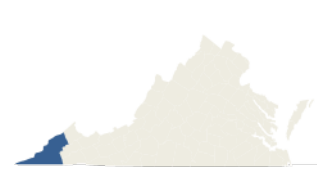


- 650 of the FY2017 community starters had Norton P&P as their primary supervision location.
- Gender
  - 435 (67%) Male
  - 214 (33%) Female
  - 1 (<1%) Other
- Criminal History (prior to FY2017 community start date)
  - 312 (48%) had no history of state responsible terms of incarceration.
  - 213 (33%) had exactly one term of state responsible incarceration.
  - 84 (13%) had exactly two terms of state responsible incarceration.
  - 41 (6%) had at least three terms of state responsible incarceration.
- DOC Crime Type
  - 96 (15%) had a “Violent” most serious offense.
  - 308 (47%) had a “Property/Public Order” most serious offense.
  - 236 (36%) had a “Drug” most serious offense.
  - 10 (2%) did not have their offense information reported.
- Age on FY2017 Community Start Date
  - 193 (30%) were younger than age 30.
  - 348 (54%) were between ages 30 and 44.
  - 84 (13%) were between ages 45 and 54.
  - 25 (4%) were age 55 or older.
- Supervision Assignment Level
  - 97 (15%) had a “Low” supervision assignment level.
  - 385 (59%) had a “Medium” supervision assignment level.
  - 35 (5%) had an “Elevated” supervision assignment level.
  - 133 (20%) did not have a supervision assignment level reported.
- History of Positive Drug Tests for Multiple Drugs (Both Opioids and Cocaine)
  - 103 (16%) had no drug test history.
  - 213 (33%) tested negative for Opioids or Cocaine.
  - 309 (48%) tested positive for Opioids only.
  - 8 (1%) tested positive for Cocaine only.
  - 17 (3%) tested positive for Opioids and Cocaine.
- History of Positive Drug Tests for Meth
  - 622 (96%) were not tested or tested negative for Meth.
  - 28 (4%) tested positive for Meth.
- COMPAS Recidivism Risk Level
  - 159 (24%) were at “Low” risk to recidivate.
  - 174 (27%) were at “Medium” risk to recidivate.
  - 156 (24%) were at “High” risk to recidivate.
  - 161 (25%) did not have a recidivism risk level reported.

- Gang Affiliation
  - 23 (4%) had a known gang affiliation.
  - 627 (97%) did not have a known gang affiliation.

## ***District 18 (Norton P&P) – Recidivating Supervisees***

(Includes the Counties of Dickenson, Lee, Scott, and Wise, and the City of Norton)

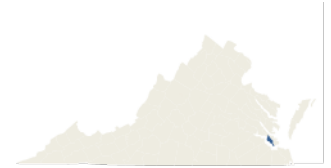


- 156 (24.0%) of the FY2017 community starters from Norton P&P were sentenced to a term of state responsible incarceration within three years of their community start date.
- Gender
  - 114 (73%) Male
  - 42 (27%) Female
- Criminal History
  - 60 (38%) had no history of state responsible terms of incarceration.
  - 47 (30%) had exactly one term of state responsible incarceration.
  - 32 (21%) had exactly two terms of state responsible incarceration.
  - 17 (11%) had at least three terms of state responsible incarceration.
- DOC Crime Type
  - 18 (12%) had a “Violent” most serious offense.
  - 93 (60%) had a “Property/Public Order” most serious offense.
  - 43 (28%) had a “Drug” most serious offense.
  - 2 (1%) did not have their offense information reported.
- Age on FY2017 Community Start Date
  - 46 (29%) were younger than age 30.
  - 94 (60%) were between ages 30 and 44.
  - 15 (10%) were between ages 45 and 54.
  - 1 (1%) was age 55 or older.
- Supervision Assignment Level
  - 6 (4%) had a “Low” supervision assignment level.
  - 130 (83%) had a “Medium” supervision assignment level.
  - 13 (8%) had an “Elevated” supervision assignment level.
  - 7 (4%) did not have a supervision assignment level reported.
- History of Positive Drug Tests for Multiple Drugs (Both Opioids and Cocaine)
  - 10 (6%) had no drug test history.
  - 42 (27%) tested negative for Opioids or Cocaine.
  - 96 (62%) tested positive for Opioids only.
  - 3 (2%) tested positive for Cocaine only.
  - 5 (3%) tested positive for Opioids and Cocaine.
- History of Positive Drug Tests for Meth
  - 143 (92%) were not tested or tested negative for Meth.
  - 13 (8%) tested positive for Meth.
- COMPAS Recidivism Risk Level
  - 26 (17%) were at “Low” risk to recidivate.
  - 54 (35%) were at “Medium” risk to recidivate.
  - 67 (43%) were at “High” risk to recidivate.
  - 9 (6%) did not have a recidivism risk level reported.

- Gang Affiliation
  - 6 (4%) had a known gang affiliation.
  - 150 (96%) did not have a known gang affiliation.

## District 19 (Newport News P&P) – All Community Starters

(Includes the City of Newport News)

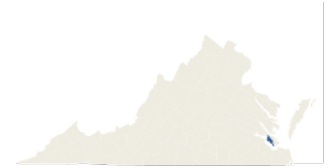


- 639 of the FY2017 community starters had Newport News P&P as their primary supervision location.
- Gender
  - 522 (82%) Male
  - 117 (18%) Female
- Criminal History (prior to FY2017 community start date)
  - 236 (37%) had no history of state responsible terms of incarceration.
  - 224 (35%) had exactly one term of state responsible incarceration.
  - 72 (11%) had exactly two terms of state responsible incarceration.
  - 107 (17%) had at least three terms of state responsible incarceration.
- DOC Crime Type
  - 243 (38%) had a “Violent” most serious offense.
  - 237 (37%) had a “Property/Public Order” most serious offense.
  - 130 (20%) had a “Drug” most serious offense.
  - 29 (5%) did not have their offense information reported.
- Age on FY2017 Community Start Date
  - 245 (38%) were younger than age 30.
  - 238 (37%) were between ages 30 and 44.
  - 113 (18%) were between ages 45 and 54.
  - 43 (7%) were age 55 or older.
- Supervision Assignment Level
  - 24 (4%) had a “Low” supervision assignment level.
  - 404 (63%) had a “Medium” supervision assignment level.
  - 109 (17%) had an “Elevated” supervision assignment level.
  - 55 (9%) had a “High” supervision assignment level.
  - 47 (7%) did not have a supervision assignment level reported.
- History of Positive Drug Tests for Multiple Drugs (Both Opioids and Cocaine)
  - 20 (3%) had no drug test history.
  - 342 (54%) tested negative for Opioids or Cocaine.
  - 58 (9%) tested positive for Opioids only.
  - 157 (25%) tested positive for Cocaine only.
  - 62 (10%) tested positive for Opioids and Cocaine.
- History of Positive Drug Tests for Meth
  - 639 (100%) were not tested or tested negative for Meth.
- COMPAS Recidivism Risk Level
  - 154 (24%) were at “Low” risk to recidivate.
  - 200 (31%) were at “Medium” risk to recidivate.
  - 225 (35%) were at “High” risk to recidivate.
  - 60 (9%) did not have a recidivism risk level reported.

- Gang Affiliation
  - 65 (10%) had a known gang affiliation.
  - 574 (90%) did not have a known gang affiliation.

## District 19 (Newport News P&P) – Recidivating Supervisees

(Includes the City of Newport News)



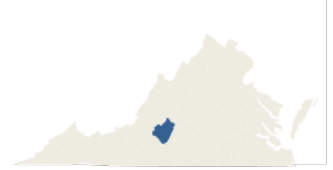
- 119 (18.6%) of the FY2017 community starters from Newport News P&P were sentenced to a term of state responsible incarceration within three years of their community start date.
- Gender
  - 110 (92%) Male
  - 9 (8%) Female
- Criminal History
  - 25 (21%) had no history of state responsible terms of incarceration.
  - 41 (34%) had exactly one term of state responsible incarceration.
  - 15 (13%) had exactly two terms of state responsible incarceration.
  - 38 (32%) had at least three terms of state responsible incarceration.
- DOC Crime Type
  - 55 (46%) had a “Violent” most serious offense.
  - 43 (36%) had a “Property/Public Order” most serious offense.
  - 20 (17%) had a “Drug” most serious offense.
  - 1 (1%) did not have their offense information reported.
- Age on FY2017 Community Start Date
  - 52 (44%) were younger than age 30.
  - 39 (33%) were between ages 30 and 44.
  - 17 (14%) were between ages 45 and 54.
  - 11 (9%) were age 55 or older.
- Supervision Assignment Level
  - 1 (1%) had a “Low” supervision assignment level.
  - 57 (48%) had a “Medium” supervision assignment level.
  - 33 (28%) had an “Elevated” supervision assignment level.
  - 24 (20%) had a “High” supervision assignment level.
  - 4 (3%) did not have a supervision assignment level reported.
- History of Positive Drug Tests for Multiple Drugs (Both Opioids and Cocaine)
  - 3 (3%) had no drug test history.
  - 48 (40%) tested negative for Opioids or Cocaine.
  - 6 (5%) tested positive for Opioids only.
  - 45 (38%) tested positive for Cocaine only.
  - 17 (14%) tested positive for Opioids and Cocaine.
- History of Positive Drug Tests for Meth
  - 119 (100%) were not tested or tested negative for Meth.
- COMPAS Recidivism Risk Level
  - 17 (14%) were at “Low” risk to recidivate.
  - 31 (26%) were at “Medium” risk to recidivate.
  - 67 (56%) were at “High” risk to recidivate.
  - 4 (3%) did not have a recidivism risk level reported.



- Gang Affiliation
  - 25 (21%) had a known gang affiliation.
  - 94 (79%) did not have a known gang affiliation.

## District 20 (Bedford P&P) – All Community Starters

(Includes the County of Bedford)

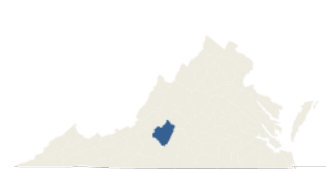


- 155 of the FY2017 community starters had Bedford P&P as their primary supervision location.
- Gender
  - 113 (73%) Male
  - 42 (27%) Female
- Criminal History (prior to FY2017 community start date)
  - 102 (66%) had no history of state responsible terms of incarceration.
  - 33 (21%) had exactly one term of state responsible incarceration.
  - 6 (4%) had exactly two terms of state responsible incarceration.
  - 14 (9%) had at least three terms of state responsible incarceration.
- DOC Crime Type
  - 35 (23%) had a “Violent” most serious offense.
  - 70 (45%) had a “Property/Public Order” most serious offense.
  - 36 (23%) had a “Drug” most serious offense.
  - 14 (9%) did not have their offense information reported.
- Age on FY2017 Community Start Date
  - 67 (43%) were younger than age 30.
  - 68 (44%) were between ages 30 and 44.
  - 12 (8%) were between ages 45 and 54.
  - 8 (5%) were age 55 or older.
- Supervision Assignment Level
  - 11 (7%) had a “Low” supervision assignment level.
  - 101 (65%) had a “Medium” supervision assignment level.
  - 23 (15%) had an “Elevated” supervision assignment level.
  - 11 (7%) had a “High” supervision assignment level.
  - 9 (6%) did not have a supervision assignment level reported.
- History of Positive Drug Tests for Multiple Drugs (Both Opioids and Cocaine)
  - 4 (3%) had no drug test history.
  - 78 (50%) tested negative for Opioids or Cocaine.
  - 28 (18%) tested positive for Opioids only.
  - 21 (14%) tested positive for Cocaine only.
  - 24 (15%) tested positive for Opioids and Cocaine.
- History of Positive Drug Tests for Meth
  - 154 (99%) were not tested or tested negative for Meth.
  - 1 (1%) tested positive for Meth.
- COMPAS Recidivism Risk Level
  - 57 (37%) were at “Low” risk to recidivate.
  - 53 (34%) were at “Medium” risk to recidivate.
  - 37 (24%) were at “High” risk to recidivate.
  - 8 (5%) did not have a recidivism risk level reported.

- Gang Affiliation
  - 5 (3%) had a known gang affiliation.
  - 150 (97%) did not have a known gang affiliation.

## District 20 (Bedford P&P) – Recidivating Supervisees

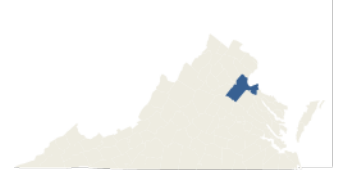
(Includes the County of Bedford)



- 21 (13.5%) of the FY2017 community starters from Bedford P&P were sentenced to a term of state responsible incarceration within three years of their community start date.
- Gender
  - 16 (76%) Male
  - 5 (24%) Female
- Criminal History
  - 13 (62%) had no history of state responsible terms of incarceration.
  - 5 (24%) had exactly one term of state responsible incarceration.
  - 3 (14%) had exactly two terms of state responsible incarceration.
- DOC Crime Type
  - 2 (10%) had a “Violent” most serious offense.
  - 11 (52%) had a “Property/Public Order” most serious offense.
  - 6 (29%) had a “Drug” most serious offense.
  - 2 (10%) did not have their offense information reported.
- Age on FY2017 Community Start Date
  - 10 (48%) were younger than age 30.
  - 11 (52%) were between ages 30 and 44.
- Supervision Assignment Level
  - 11 (52%) had a “Medium” supervision assignment level.
  - 7 (33%) had an “Elevated” supervision assignment level.
  - 2 (10%) had a “High” supervision assignment level.
  - 1 (5%) did not have a supervision assignment level reported.
- History of Positive Drug Tests for Multiple Drugs (Both Opioids and Cocaine)
  - 1 (5%) had no drug test history.
  - 8 (38%) tested negative for Opioids or Cocaine.
  - 4 (19%) tested positive for Opioids only.
  - 2 (10%) tested positive for Cocaine only.
  - 6 (29%) tested positive for Opioids and Cocaine.
- History of Positive Drug Tests for Meth
  - 21 (100%) were not tested or tested negative for Meth.
- COMPAS Recidivism Risk Level
  - 8 (38%) were at “Low” risk to recidivate.
  - 6 (29%) were at “Medium” risk to recidivate.
  - 7 (33%) were at “High” risk to recidivate.
- Gang Affiliation
  - 21 (100%) did not have a known gang affiliation.

## District 21 (Fredericksburg P&P) – All Community Starters

(Includes the Counties of King George, Spotsylvania, and Stafford, and the City of Fredericksburg)

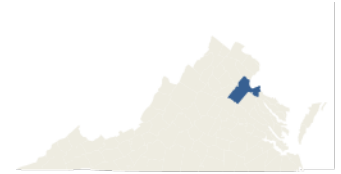


- 957 of the FY2017 community starters had Fredericksburg P&P as their primary supervision location.
- Gender
  - 685 (72%) Male
  - 272 (28%) Female
- Criminal History (prior to FY2017 community start date)
  - 510 (53%) had no history of state responsible terms of incarceration.
  - 271 (28%) had exactly one term of state responsible incarceration.
  - 108 (11%) had exactly two terms of state responsible incarceration.
  - 68 (7%) had at least three terms of state responsible incarceration.
- DOC Crime Type
  - 176 (18%) had a “Violent” most serious offense.
  - 469 (49%) had a “Property/Public Order” most serious offense.
  - 284 (30%) had a “Drug” most serious offense.
  - 28 (3%) did not have their offense information reported.
- Age on FY2017 Community Start Date
  - 433 (45%) were younger than age 30.
  - 373 (39%) were between ages 30 and 44.
  - 110 (11%) were between ages 45 and 54.
  - 41 (4%) were age 55 or older.
- Supervision Assignment Level
  - 92 (10%) had a “Low” supervision assignment level.
  - 582 (61%) had a “Medium” supervision assignment level.
  - 114 (12%) had an “Elevated” supervision assignment level.
  - 23 (2%) had a “High” supervision assignment level.
  - 146 (15%) did not have a supervision assignment level reported.
- History of Positive Drug Tests for Multiple Drugs (Both Opioids and Cocaine)
  - 175 (18%) had no drug test history.
  - 372 (39%) tested negative for Opioids or Cocaine.
  - 137 (14%) tested positive for Opioids only.
  - 113 (12%) tested positive for Cocaine only.
  - 160 (17%) tested positive for Opioids and Cocaine.
- History of Positive Drug Tests for Meth
  - 955 (>99%) were not tested or tested negative for Meth.
  - 2 (<1%) tested positive for Meth.
- COMPAS Recidivism Risk Level
  - 238 (25%) were at “Low” risk to recidivate.
  - 299 (31%) were at “Medium” risk to recidivate.
  - 257 (27%) were at “High” risk to recidivate.
  - 163 (17%) did not have a recidivism risk level reported.

- Gang Affiliation
  - 30 (3%) had a known gang affiliation.
  - 927 (97%) did not have a known gang affiliation.

## ***District 21 (Fredericksburg P&P) – Recidivating Supervisees***

(Includes the Counties of King George, Spotsylvania, and Stafford, and the City of Fredericksburg)



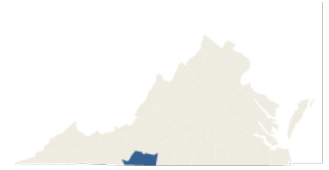
- 308 (32.2%) of the FY2017 community starters from Fredericksburg P&P were sentenced to a term of state responsible incarceration within three years of their community start date.
- Gender
  - 229 (74%) Male
  - 79 (26%) Female
- Criminal History
  - 142 (46%) had no history of state responsible terms of incarceration.
  - 93 (30%) had exactly one term of state responsible incarceration.
  - 46 (15%) had exactly two terms of state responsible incarceration.
  - 27 (9%) had at least three terms of state responsible incarceration.
- DOC Crime Type
  - 55 (18%) had a “Violent” most serious offense.
  - 167 (54%) had a “Property/Public Order” most serious offense.
  - 77 (25%) had a “Drug” most serious offense.
  - 9 (3%) did not have their offense information reported.
- Age on FY2017 Community Start Date
  - 150 (49%) were younger than age 30.
  - 121 (39%) were between ages 30 and 44.
  - 31 (10%) were between ages 45 and 54.
  - 6 (2%) were age 55 or older.
- Supervision Assignment Level
  - 19 (6%) had a “Low” supervision assignment level.
  - 210 (68%) had a “Medium” supervision assignment level.
  - 36 (12%) had an “Elevated” supervision assignment level.
  - 15 (5%) had a “High” supervision assignment level.
  - 28 (9%) did not have a supervision assignment level reported.
- History of Positive Drug Tests for Multiple Drugs (Both Opioids and Cocaine)
  - 37 (12%) had no drug test history.
  - 99 (32%) tested negative for Opioids or Cocaine.
  - 54 (18%) tested positive for Opioids only.
  - 46 (15%) tested positive for Cocaine only.
  - 72 (23%) tested positive for Opioids and Cocaine.
- History of Positive Drug Tests for Meth
  - 307 (>99%) were not tested or tested negative for Meth.
  - 1 (<1%) tested positive for Meth.
- COMPAS Recidivism Risk Level
  - 65 (21%) were at “Low” risk to recidivate.
  - 112 (36%) were at “Medium” risk to recidivate.
  - 120 (39%) were at “High” risk to recidivate.
  - 11 (4%) did not have a recidivism risk level reported.

- Gang Affiliation
  - 16 (5%) had a known gang affiliation.
  - 292 (95%) did not have a known gang affiliation.



## District 22 (Martinsville P&P) – All Community Starters

(Includes the Counties of Henry and Patrick, and the City of Martinsville)

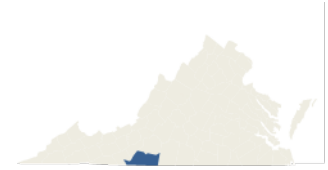


- 529 of the FY2017 community starters had Martinsville P&P as their primary supervision location.
- Gender
  - 383 (72%) Male
  - 146 (28%) Female
- Criminal History (prior to FY2017 community start date)
  - 273 (52%) had no history of state responsible terms of incarceration.
  - 126 (24%) had exactly one term of state responsible incarceration.
  - 60 (11%) had exactly two terms of state responsible incarceration.
  - 70 (13%) had at least three terms of state responsible incarceration.
- DOC Crime Type
  - 109 (21%) had a “Violent” most serious offense.
  - 272 (51%) had a “Property/Public Order” most serious offense.
  - 106 (20%) had a “Drug” most serious offense.
  - 42 (8%) did not have their offense information reported.
- Age on F2017 Community Start Date
  - 166 (31%) were younger than age 30.
  - 228 (43%) were between ages 30 and 44.
  - 90 (17%) were between ages 45 and 54.
  - 45 (9%) were age 55 or older.
- Supervision Assignment Level
  - 22 (4%) had a “Low” supervision assignment level.
  - 416 (79%) had a “Medium” supervision assignment level.
  - 33 (6%) had an “Elevated” supervision assignment level.
  - 20 (4%) had a “High” supervision assignment level.
  - 38 (7%) did not have a supervision assignment level reported.
- History of Positive Drug Tests for Multiple Drugs (Both Opioids and Cocaine)
  - 32 (6%) had no drug test history.
  - 271 (51%) tested negative for Opioids or Cocaine.
  - 71 (13%) tested positive for Opioids only.
  - 103 (19%) tested positive for Cocaine only.
  - 52 (10%) tested positive for Opioids and Cocaine.
- History of Positive Drug Tests for Meth
  - 508 (96%) were not tested or tested negative for Meth.
  - 21 (4%) tested positive for Meth.
- COMPAS Recidivism Risk Level
  - 150 (28%) were at “Low” risk to recidivate.
  - 169 (32%) were at “Medium” risk to recidivate.
  - 155 (29%) were at “High” risk to recidivate.
  - 55 (10%) did not have a recidivism risk level reported.

- Gang Affiliation
  - 18 (3%) had a known gang affiliation.
  - 511 (97%) did not have a known gang affiliation.

## District 22 (Martinsville P&P) – Recidivating Supervisees

(Includes the Counties of Henry and Patrick, and the City of Martinsville)

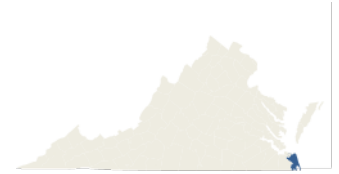


- 97 (18.3%) of the FY2017 community starters from Martinsville P&P were sentenced to a term of state responsible incarceration within three years of their community start date.
- Gender
  - 72 (74%) Male
  - 25 (26%) Female
- Criminal History
  - 41 (42%) had no history of state responsible terms of incarceration.
  - 22 (23%) had exactly one term of state responsible incarceration.
  - 14 (14%) had exactly two terms of state responsible incarceration.
  - 20 (21%) had at least three terms of state responsible incarceration.
- DOC Crime Type
  - 19 (20%) had a “Violent” most serious offense.
  - 60 (62%) had a “Property/Public Order” most serious offense.
  - 16 (16%) had a “Drug” most serious offense.
  - 2 (2%) did not have their offense information reported.
- Age on FY2017 Community Start Date
  - 35 (36%) were younger than age 30.
  - 39 (40%) were between ages 30 and 44.
  - 17 (18%) were between ages 45 and 54.
  - 6 (6%) were age 55 or older.
- Supervision Assignment Level
  - 6 (6%) had a “Low” supervision assignment level.
  - 68 (70%) had a “Medium” supervision assignment level.
  - 12 (12%) had an “Elevated” supervision assignment level.
  - 11 (11%) had a “High” supervision assignment level.
- History of Positive Drug Tests for Multiple Drugs (Both Opioids and Cocaine)
  - 6 (6%) had no drug test history.
  - 36 (37%) tested negative for Opioids or Cocaine.
  - 12 (12%) tested positive for Opioids only.
  - 28 (29%) tested positive for Cocaine only.
  - 15 (15%) tested positive for Opioids and Cocaine.
- History of Positive Drug Tests for Meth
  - 92 (95%) were not tested or tested negative for Meth.
  - 5 (5%) tested positive for Meth.
- COMPAS Recidivism Risk Level
  - 16 (16%) were at “Low” risk to recidivate.
  - 35 (36%) were at “Medium” risk to recidivate.
  - 44 (45%) were at “High” risk to recidivate.
  - 2 (2%) did not have a recidivism risk level reported.

- Gang Affiliation
  - 3 (3%) had a known gang affiliation.
  - 94 (97%) did not have a known gang affiliation.

## District 23 (Virginia Beach P&P) – All Community Starters

(Includes the City of Virginia Beach)

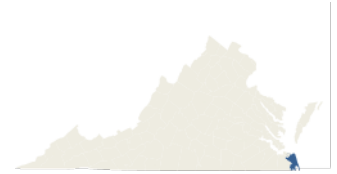


- 789 of the FY2017 community starters had Virginia Beach P&P as their primary supervision location.
- Gender
  - 645 (82%) Male
  - 144 (18%) Female
- Criminal History (prior to FY2017 community start date)
  - 302 (38%) had no history of state responsible terms of incarceration.
  - 271 (34%) had exactly one term of state responsible incarceration.
  - 102 (13%) had exactly two terms of state responsible incarceration.
  - 114 (14%) had at least three terms of state responsible incarceration.
- DOC Crime Type
  - 230 (29%) had a “Violent” most serious offense.
  - 325 (41%) had a “Property/Public Order” most serious offense.
  - 201 (25%) had a “Drug” most serious offense.
  - 33 (4%) did not have their offense information reported.
- Age on FY2017 Community Start Date
  - 304 (39%) were younger than age 30.
  - 333 (42%) were between ages 30 and 44.
  - 104 (13%) were between ages 45 and 54.
  - 48 (6%) were age 55 or older.
- Supervision Assignment Level
  - 12 (2%) had a “Low” supervision assignment level.
  - 505 (64%) had a “Medium” supervision assignment level.
  - 138 (17%) had an “Elevated” supervision assignment level.
  - 49 (6%) had a “High” supervision assignment level.
  - 85 (11%) did not have a supervision assignment level reported.
- History of Positive Drug Tests for Multiple Drugs (Both Opioids and Cocaine)
  - 61 (8%) had no drug test history.
  - 421 (53%) tested negative for Opioids or Cocaine.
  - 52 (7%) tested positive for Opioids only.
  - 142 (18%) tested positive for Cocaine only.
  - 113 (14%) tested positive for Opioids and Cocaine.
- History of Positive Drug Tests for Meth
  - 787 (>99%) were not tested or tested negative for Meth.
  - 2 (<1%) tested positive for Meth.
- COMPAS Recidivism Risk Level
  - 178 (23%) were at “Low” risk to recidivate.
  - 269 (34%) were at “Medium” risk to recidivate.
  - 252 (32%) were at “High” risk to recidivate.
  - 90 (11%) did not have a recidivism risk level reported.

- Gang Affiliation
  - 79 (10%) had a known gang affiliation.
  - 710 (90%) did not have a known gang affiliation.

## District 23 (Virginia Beach P&P) – Recidivating Supervisees

(Includes the City of Virginia Beach)



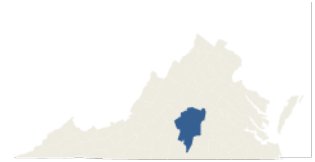
- 226 (28.6%) of the FY2017 community starters from Virginia Beach P&P were sentenced to a term of state responsible incarceration within three years of their community start date.
- Gender
  - 192 (85%) Male
  - 34 (15%) Female
- Criminal History
  - 53 (23%) had no history of state responsible terms of incarceration.
  - 74 (33%) had exactly one term of state responsible incarceration.
  - 47 (21%) had exactly two terms of state responsible incarceration.
  - 52 (23%) had at least three terms of state responsible incarceration.
- DOC Crime Type
  - 61 (27%) had a “Violent” most serious offense.
  - 111 (49%) had a “Property/Public Order” most serious offense.
  - 53 (23%) had a “Drug” most serious offense.
  - 1 (<1%) did not have their offense information reported.
- Age on FY2017 Community Start Date
  - 89 (39%) were younger than age 30.
  - 102 (45%) were between ages 30 and 44.
  - 28 (12%) were between ages 45 and 54.
  - 7 (3%) were age 55 or older.
- Supervision Assignment Level
  - 126 (56%) had a “Medium” supervision assignment level.
  - 62 (27%) had an “Elevated” supervision assignment level.
  - 25 (11%) had a “High” supervision assignment level.
  - 13 (6%) did not have a supervision assignment level reported.
- History of Positive Drug Tests for Multiple Drugs (Both Opioids and Cocaine)
  - 11 (5%) had no drug test history.
  - 103 (46%) tested negative for Opioids or Cocaine.
  - 15 (7%) tested positive for Opioids only.
  - 54 (24%) tested positive for Cocaine only.
  - 43 (19%) tested positive for Opioids and Cocaine.
- History of Positive Drug Tests for Meth
  - 226 (100%) were not tested or tested negative for Meth.
- COMPAS Recidivism Risk Level
  - 29 (13%) were at “Low” risk to recidivate.
  - 74 (33%) were at “Medium” risk to recidivate.
  - 114 (50%) were at “High” risk to recidivate.
  - 9 (4%) did not have a recidivism risk level reported.

- Gang Affiliation
  - 36 (16%) had a known gang affiliation.
  - 190 (84%) did not have a known gang affiliation.



## District 24 (Farmville P&P) – All Community Starters

(Includes the Counties of Appomattox, Buckingham, Charlotte, Cumberland, and Prince Edward)

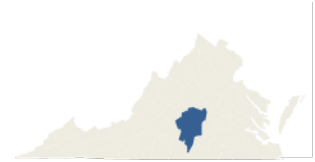


- 304 of the FY2017 community starters had Farmville P&P as their primary supervision location.
- Gender
  - 234 (77%) Male
  - 70 (23%) Female
- Criminal History (prior to FY2017 community start date)
  - 133 (44%) had no history of state responsible terms of incarceration.
  - 84 (28%) had exactly one term of state responsible incarceration.
  - 48 (16%) had exactly two terms of state responsible incarceration.
  - 39 (13%) had at least three terms of state responsible incarceration.
- DOC Crime Type
  - 83 (27%) had a “Violent” most serious offense.
  - 117 (38%) had a “Property/Public Order” most serious offense.
  - 100 (33%) had a “Drug” most serious offense.
  - 4 (1%) did not have their offense information reported.
- Age on FY2017 Community Start Date
  - 106 (35%) were younger than age 30.
  - 129 (42%) were between ages 30 and 44.
  - 43 (14%) were between ages 45 and 54.
  - 26 (9%) were age 55 or older.
- Supervision Assignment Level
  - 8 (3%) had a “Low” supervision assignment level.
  - 234 (77%) had a “Medium” supervision assignment level.
  - 32 (11%) had an “Elevated” supervision assignment level.
  - 7 (2%) had a “High” supervision assignment level.
  - 23 (8%) did not have a supervision assignment level reported.
- History of Positive Drug Tests for Multiple Drugs (Both Opioids and Cocaine)
  - 16 (5%) had no drug test history.
  - 164 (54%) tested negative for Opioids or Cocaine.
  - 38 (13%) tested positive for Opioids only.
  - 60 (20%) tested positive for Cocaine only.
  - 26 (9%) tested positive for Opioids and Cocaine.
- History of Positive Drug Tests for Meth
  - 300 (99%) were not tested or tested negative for Meth.
  - 4 (1%) tested positive for Meth.
- COMPAS Recidivism Risk Level
  - 91 (30%) were at “Low” risk to recidivate.
  - 111 (37%) were at “Medium” risk to recidivate.
  - 68 (22%) were at “High” risk to recidivate.
  - 34 (11%) did not have a recidivism risk level reported.

- Gang Affiliation
  - 19 (6%) had a known gang affiliation.
  - 285 (94%) did not have a known gang affiliation.

## ***District 24 (Farmville P&P) – Recidivating Supervisees***

(Includes the Counties of Appomattox, Buckingham, Charlotte, Cumberland, and Prince Edward)

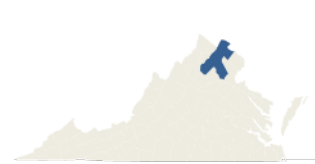


- 67 (22.0%) of the FY2017 community starters from Farmville P&P were sentenced to a term of state responsible incarceration within three years of their community start date.
- Gender
  - 58 (87%) Male
  - 9 (13%) Female
- Criminal History
  - 22 (33%) had no history of state responsible terms of incarceration.
  - 22 (33%) had exactly one term of state responsible incarceration.
  - 8 (12%) had exactly two terms of state responsible incarceration.
  - 15 (22%) had at least three terms of state responsible incarceration.
- DOC Crime Type
  - 18 (27%) had a “Violent” most serious offense.
  - 33 (49%) had a “Property/Public Order” most serious offense.
  - 16 (24%) had a “Drug” most serious offense.
- Age on FY2017 Community Start Date
  - 30 (45%) were younger than age 30.
  - 30 (45%) were between ages 30 and 44.
  - 4 (6%) were between ages 45 and 54.
  - 3 (4%) were age 55 or older.
- Supervision Assignment Level
  - 1 (1%) had a “Low” supervision assignment level.
  - 48 (72%) had a “Medium” supervision assignment level.
  - 10 (15%) had an “Elevated” supervision assignment level.
  - 3 (4%) had a “High” supervision assignment level.
  - 5 (7%) did not have a supervision assignment level reported.
- History of Positive Drug Tests for Multiple Drugs (Both Opioids and Cocaine)
  - 2 (3%) had no drug test history.
  - 22 (33%) tested negative for Opioids or Cocaine.
  - 9 (13%) tested positive for Opioids only.
  - 24 (36%) tested positive for Cocaine only.
  - 10 (15%) tested positive for Opioids and Cocaine.
- History of Positive Drug Tests for Meth
  - 67 (100%) were not tested or tested negative for Meth.
- COMPAS Recidivism Risk Level
  - 14 (21%) were at “Low” risk to recidivate.
  - 23 (34%) were at “Medium” risk to recidivate.
  - 30 (45%) were at “High” risk to recidivate.
  - 2 (3%) did not have a recidivism risk level reported.

- Gang Affiliation
  - 6 (9%) had a known gang affiliation.
  - 61 (91%) did not have a known gang affiliation.

## District 25 (Leesburg P&P) – All Community Starters

(Includes the Counties of Fauquier, Loudoun, and Rappahannock)

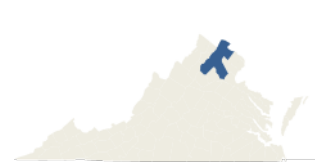


- 749 of the FY2017 community starters had Leesburg P&P as their primary supervision location.
- Gender
  - 561 (75%) Male
  - 188 (25%) Female
- Criminal History (prior to FY2017 community start date)
  - 432 (58%) had no history of state responsible terms of incarceration.
  - 215 (29%) had exactly one term of state responsible incarceration.
  - 67 (9%) had exactly two terms of state responsible incarceration.
  - 35 (5%) had at least three terms of state responsible incarceration.
- DOC Crime Type
  - 133 (18%) had a “Violent” most serious offense.
  - 373 (50%) had a “Property/Public Order” most serious offense.
  - 203 (27%) had a “Drug” most serious offense.
  - 40 (5%) did not have their offense information reported.
- Age on FY2017 Community Start Date
  - 307 (41%) were younger than age 30.
  - 304 (41%) were between ages 30 and 44.
  - 96 (13%) were between ages 45 and 54.
  - 42 (6%) were age 55 or older.
- Supervision Assignment Level
  - 43 (6%) had a “Low” supervision assignment level.
  - 350 (47%) had a “Medium” supervision assignment level.
  - 60 (8%) had an “Elevated” supervision assignment level.
  - 12 (2%) had a “High” supervision assignment level.
  - 284 (38%) did not have a supervision assignment level reported.
- History of Positive Drug Tests for Multiple Drugs (Both Opioids and Cocaine)
  - 224 (30%) had no drug test history.
  - 348 (46%) tested negative for Opioids or Cocaine.
  - 75 (10%) tested positive for Opioids only.
  - 39 (5%) tested positive for Cocaine only.
  - 63 (8%) tested positive for Opioids and Cocaine.
- History of Positive Drug Tests for Meth
  - 747 (>99%) were not tested or tested negative for Meth.
  - 2 (<1%) tested positive for Meth.
- COMPAS Recidivism Risk Level
  - 140 (19%) were at “Low” risk to recidivate.
  - 141 (19%) were at “Medium” risk to recidivate.
  - 137 (18%) were at “High” risk to recidivate.
  - 331 (44%) did not have a recidivism risk level reported.

- Gang Affiliation
  - 19 (3%) had a known gang affiliation.
  - 730 (98%) did not have a known gang affiliation.

## District 25 (Leesburg P&P) – Recidivating Supervisees

(Includes the Counties of Fauquier, Loudoun, and Rappahannock)



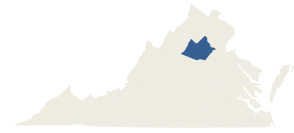
- 110 (14.7%) of the FY2017 community starters from Leesburg P&P were sentenced to a term of state responsible incarceration within three years of their community start date.
- Gender
  - 88 (80%) Male
  - 22 (20%) Female
- Criminal History
  - 54 (49%) had no history of state responsible terms of incarceration.
  - 29 (26%) had exactly one term of state responsible incarceration.
  - 16 (15%) had exactly two terms of state responsible incarceration.
  - 11 (10%) had at least three terms of state responsible incarceration.
- DOC Crime Type
  - 22 (20%) had a “Violent” most serious offense.
  - 54 (49%) had a “Property/Public Order” most serious offense.
  - 31 (28%) had a “Drug” most serious offense.
  - 3 (3%) did not have their offense information reported.
- Age on FY2017 Community Start Date
  - 56 (51%) were younger than age 30.
  - 43 (39%) were between ages 30 and 44.
  - 7 (6%) were between ages 45 and 54.
  - 4 (4%) were age 55 or older.
- Supervision Assignment Level
  - 13 (12%) had a “Low” supervision assignment level.
  - 61 (55%) had a “Medium” supervision assignment level.
  - 15 (14%) had an “Elevated” supervision assignment level.
  - 6 (5%) had a “High” supervision assignment level.
  - 15 (14%) did not have a supervision assignment level reported.
- History of Positive Drug Tests for Multiple Drugs (Both Opioids and Cocaine)
  - 15 (14%) had no drug test history.
  - 42 (38%) tested negative for Opioids or Cocaine.
  - 21 (19%) tested positive for Opioids only.
  - 13 (12%) tested positive for Cocaine only.
  - 19 (17%) tested positive for Opioids and Cocaine.
- History of Positive Drug Tests for Meth
  - 109 (99%) were not tested or tested negative for Meth.
  - 1 (1%) tested positive for Meth.
- COMPAS Recidivism Risk Level
  - 17 (15%) were at “Low” risk to recidivate.
  - 30 (27%) were at “Medium” risk to recidivate.
  - 50 (45%) were at “High” risk to recidivate.
  - 13 (12%) did not have a recidivism risk level reported.

- Gang Affiliation
  - 4 (4%) had a known gang affiliation.
  - 106 (96%) did not have a known gang affiliation.



## District 26 (Culpeper P&P) – All Community Starters

(Includes the Counties of Culpeper, Greene, Madison, and Orange)

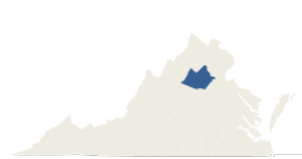


- 435 of the FY2017 community starters had Culpeper P&P as their primary supervision location.
- Gender
  - 335 (77%) Male
  - 100 (23%) Female
- Criminal History (prior to FY2017 community start date)
  - 234 (54%) had no history of state responsible terms of incarceration.
  - 127 (29%) had exactly one term of state responsible incarceration.
  - 41 (9%) had exactly two terms of state responsible incarceration.
  - 33 (8%) had at least three terms of state responsible incarceration.
- DOC Crime Type
  - 107 (25%) had a “Violent” most serious offense.
  - 178 (41%) had a “Property/Public Order” most serious offense.
  - 128 (29%) had a “Drug” most serious offense.
  - 22 (5%) did not have their offense information reported.
- Age on FY2017 Community Start Date
  - 178 (41%) were younger than age 30.
  - 175 (40%) were between ages 30 and 44.
  - 52 (12%) were between ages 45 and 54.
  - 30 (7%) were age 55 or older.
- Supervision Assignment Level
  - 40 (9%) had a “Low” supervision assignment level.
  - 297 (68%) had a “Medium” supervision assignment level.
  - 37 (9%) had an “Elevated” supervision assignment level.
  - 15 (3%) had a “High” supervision assignment level.
  - 46 (11%) did not have a supervision assignment level reported.
- History of Positive Drug Tests for Multiple Drugs (Both Opioids and Cocaine)
  - 26 (6%) had no drug test history.
  - 219 (50%) tested negative for Opioids or Cocaine.
  - 61 (14%) tested positive for Opioids only.
  - 64 (15%) tested positive for Cocaine only.
  - 65 (15%) tested positive for Opioids and Cocaine.
- History of Positive Drug Tests for Meth
  - 434 (>99%) were not tested or tested negative for Meth.
  - 1 (<1%) tested positive for Meth.
- COMPAS Recidivism Risk Level
  - 135 (31%) were at “Low” risk to recidivate.
  - 141 (32%) were at “Medium” risk to recidivate.
  - 102 (23%) were at “High” risk to recidivate.
  - 57 (13%) did not have a recidivism risk level reported.

- Gang Affiliation
  - 21 (5%) had a known gang affiliation.
  - 414 (95%) did not have a known gang affiliation.

## District 26 (Culpeper P&P) – Recidivating Supervisees

(Includes the Counties of Culpeper, Greene, Madison, and Orange)

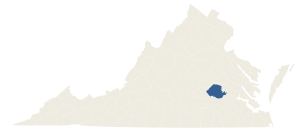


- 112 (25.7%) of the FY2017 community starters from Culpeper P&P were sentenced to a term of state responsible incarceration within three years of their community start date.
- Gender
  - 97 (87%) Male
  - 15 (13%) Female
- Criminal History
  - 55 (49%) had no history of state responsible terms of incarceration.
  - 31 (28%) had exactly one term of state responsible incarceration.
  - 15 (13%) had exactly two terms of state responsible incarceration.
  - 11 (10%) had at least three terms of state responsible incarceration.
- DOC Crime Type
  - 32 (29%) had a “Violent” most serious offense.
  - 50 (45%) had a “Property/Public Order” most serious offense.
  - 28 (25%) had a “Drug” most serious offense.
  - 2 (2%) did not have their offense information reported.
- Age on FY2017 Community Start Date
  - 56 (50%) were younger than age 30.
  - 44 (39%) were between ages 30 and 44.
  - 8 (7%) were between ages 45 and 54.
  - 4 (4%) were age 55 or older.
- Supervision Assignment Level
  - 3 (3%) had a “Low” supervision assignment level.
  - 79 (71%) had a “Medium” supervision assignment level.
  - 18 (16%) had an “Elevated” supervision assignment level.
  - 8 (7%) had a “High” supervision assignment level.
  - 4 (4%) did not have a supervision assignment level reported.
- History of Positive Drug Tests for Multiple Drugs (Both Opioids and Cocaine)
  - 3 (3%) had no drug test history.
  - 50 (45%) tested negative for Opioids or Cocaine.
  - 14 (13%) tested positive for Opioids only.
  - 28 (25%) tested positive for Cocaine only.
  - 17 (15%) tested positive for Opioids and Cocaine.
- History of Positive Drug Tests for Meth
  - 112 (100%) were not tested or tested negative for Meth.
- COMPAS Recidivism Risk Level
  - 31 (28%) were at “Low” risk to recidivate.
  - 33 (29%) were at “Medium” risk to recidivate.
  - 45 (40%) were at “High” risk to recidivate.
  - 3 (3%) did not have a recidivism risk level reported.

- Gang Affiliation
  - 8 (7%) had a known gang affiliation.
  - 104 (93%) did not have a known gang affiliation.

## District 27 (Chesterfield P&P) – All Community Starters

(Includes the County of Chesterfield and the City of Colonial Heights)

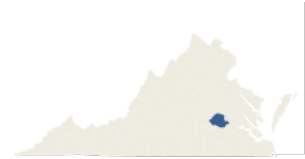


- 894 of the FY2017 community starters had Chesterfield P&P as their primary supervision location.
- Gender
  - 667 (75%) Male
  - 227 (25%) Female
- Criminal History (prior to FY2017 community start date)
  - 458 (51%) had no history of state responsible terms of incarceration.
  - 268 (30%) had exactly one term of state responsible incarceration.
  - 97 (11%) had exactly two terms of state responsible incarceration.
  - 71 (8%) had at least three terms of state responsible incarceration.
- DOC Crime Type
  - 211 (24%) had a “Violent” most serious offense.
  - 389 (44%) had a “Property/Public Order” most serious offense.
  - 263 (29%) had a “Drug” most serious offense.
  - 31 (3%) did not have their offense information reported.
- Age on FY2017 Community Start Date
  - 372 (42%) were younger than age 30.
  - 362 (40%) were between ages 30 and 44.
  - 114 (13%) were between ages 45 and 54.
  - 46 (5%) were age 55 or older.
- Supervision Assignment Level
  - 27 (3%) had a “Low” supervision assignment level.
  - 691 (77%) had a “Medium” supervision assignment level.
  - 53 (6%) had an “Elevated” supervision assignment level.
  - 10 (1%) had a “High” supervision assignment level.
  - 113 (13%) did not have a supervision assignment level reported.
- History of Positive Drug Tests for Multiple Drugs (Both Opioids and Cocaine)
  - 76 (9%) had no drug test history.
  - 442 (49%) tested negative for Opioids or Cocaine.
  - 99 (11%) tested positive for Opioids only.
  - 112 (13%) tested positive for Cocaine only.
  - 165 (18%) tested positive for Opioids and Cocaine.
- History of Positive Drug Tests for Meth
  - 892 (>99%) were not tested or tested negative for Meth.
  - 2 (<1%) tested positive for Meth.
- COMPAS Recidivism Risk Level
  - 192 (21%) were at “Low” risk to recidivate.
  - 286 (32%) were at “Medium” risk to recidivate.
  - 237 (27%) were at “High” risk to recidivate.
  - 179 (20%) did not have a recidivism risk level reported.

- Gang Affiliation
  - 62 (7%) had a known gang affiliation.
  - 832 (93%) did not have a known gang affiliation.

## District 27 (Chesterfield P&P) – Recidivating Supervisees

(Includes the County of Chesterfield and the City of Colonial Heights)



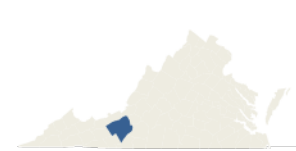
- 161 (18.0%) of the FY2017 community starters from Chesterfield P&P were sentenced to a term of state responsible incarceration within three years of their community start date.
- Gender
  - 131 (81%) Male
  - 30 (19%) Female
- Criminal History
  - 67 (42%) had no history of state responsible terms of incarceration.
  - 48 (30%) had exactly one term of state responsible incarceration.
  - 25 (16%) had exactly two terms of state responsible incarceration.
  - 21 (13%) had at least three terms of state responsible incarceration.
- DOC Crime Type
  - 38 (24%) had a “Violent” most serious offense.
  - 87 (54%) had a “Property/Public Order” most serious offense.
  - 35 (22%) had a “Drug” most serious offense.
  - 1 (1%) did not have their offense information reported.
- Age on FY2017 Community Start Date
  - 76 (47%) were younger than age 30.
  - 59 (37%) were between ages 30 and 44.
  - 23 (14%) were between ages 45 and 54.
  - 3 (2%) were age 55 or older.
- Supervision Assignment Level
  - 1 (1%) had a “Low” supervision assignment level.
  - 139 (86%) had a “Medium” supervision assignment level.
  - 10 (6%) had an “Elevated” supervision assignment level.
  - 3 (2%) had a “High” supervision assignment level.
  - 8 (5%) did not have a supervision assignment level reported.
- History of Positive Drug Tests for Multiple Drugs (Both Opioids and Cocaine)
  - 12 (7%) had no drug test history.
  - 60 (37%) tested negative for Opioids or Cocaine.
  - 22 (14%) tested positive for Opioids only.
  - 27 (17%) tested positive for Cocaine only.
  - 40 (25%) tested positive for Opioids and Cocaine.
- History of Positive Drug Tests for Meth
  - 160 (99%) were not tested or tested negative for Meth.
  - 1 (1%) tested positive for Meth.
- COMPAS Recidivism Risk Level
  - 24 (15%) were at “Low” risk to recidivate.
  - 57 (35%) were at “Medium” risk to recidivate.
  - 71 (44%) were at “High” risk to recidivate.
  - 9 (6%) did not have a recidivism risk level reported.

- Gang Affiliation
  - 18 (11%) had a known gang affiliation.
  - 143 (89%) did not have a known gang affiliation.



## District 28 (Radford P&P) – All Community Starters

(Includes the Counties of Montgomery, Floyd, and Pulaski, and the City of Radford)

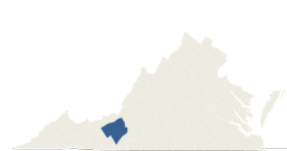


- 527 of the FY2017 community starters had Radford P&P as their primary supervision location.
- Gender
  - 376 (71%) Male
  - 151 (29%) Female
- Criminal History (prior to FY2017 community start date)
  - 246 (47%) had no history of state responsible terms of incarceration.
  - 140 (27%) had exactly one term of state responsible incarceration.
  - 73 (14%) had exactly two terms of state responsible incarceration.
  - 68 (13%) had at least three terms of state responsible incarceration.
- DOC Crime Type
  - 118 (22%) had a “Violent” most serious offense.
  - 229 (43%) had a “Property/Public Order” most serious offense.
  - 171 (32%) had a “Drug” most serious offense.
  - 9 (2%) did not have their offense information reported.
- Age on FY2017 Community Start Date
  - 173 (33%) were younger than age 30.
  - 238 (45%) were between ages 30 and 44.
  - 84 (16%) were between ages 45 and 54.
  - 32 (6%) were age 55 or older.
- Supervision Assignment Level
  - 27 (5%) had a “Low” supervision assignment level.
  - 415 (79%) had a “Medium” supervision assignment level.
  - 35 (7%) had an “Elevated” supervision assignment level.
  - 7 (1%) had a “High” supervision assignment level.
  - 43 (8%) did not have a supervision assignment level reported.
- History of Positive Drug Tests for Multiple Drugs (Both Opioids and Cocaine)
  - 27 (5%) had no drug test history.
  - 275 (52%) tested negative for Opioids or Cocaine.
  - 129 (24%) tested positive for Opioids only.
  - 37 (7%) tested positive for Cocaine only.
  - 59 (11%) tested positive for Opioids and Cocaine.
- History of Positive Drug Tests for Meth
  - 512 (97%) were not tested or tested negative for Meth.
  - 15 (3%) tested positive for Meth.
- COMPAS Recidivism Risk Level
  - 168 (32%) were at “Low” risk to recidivate.
  - 182 (35%) were at “Medium” risk to recidivate.
  - 130 (25%) were at “High” risk to recidivate.
  - 47 (9%) did not have a recidivism risk level reported.

- Gang Affiliation
  - 17 (3%) had a known gang affiliation.
  - 510 (97%) did not have a known gang affiliation.

## District 28 (Radford P&P) – Recidivating Supervisees

(Includes the Counties of Montgomery, Floyd, and Pulaski, and the City of Radford)



- 118 (22.4%) of the FY2017 community starters from Radford P&P were sentenced to a term of state responsible incarceration within three years of their community start date.
- Gender
  - 96 (81%) Male
  - 22 (19%) Female
- Criminal History
  - 34 (29%) had no history of state responsible terms of incarceration.
  - 30 (25%) had exactly one term of state responsible incarceration.
  - 20 (17%) had exactly two terms of state responsible incarceration.
  - 34 (29%) had at least three terms of state responsible incarceration.
- DOC Crime Type
  - 33 (28%) had a “Violent” most serious offense.
  - 48 (41%) had a “Property/Public Order” most serious offense.
  - 37 (31%) had a “Drug” most serious offense.
- Age on FY2017 Community Start Date
  - 48 (41%) were younger than age 30.
  - 51 (43%) were between ages 30 and 44.
  - 13 (11%) were between ages 45 and 54.
  - 6 (5%) were age 55 or older.
- Supervision Assignment Level
  - 2 (2%) had a “Low” supervision assignment level.
  - 94 (80%) had a “Medium” supervision assignment level.
  - 15 (13%) had an “Elevated” supervision assignment level.
  - 4 (3%) had a “High” supervision assignment level.
  - 3 (3%) did not have a supervision assignment level reported.
- History of Positive Drug Tests for Multiple Drugs (Both Opioids and Cocaine)
  - 2 (2%) had no drug test history.
  - 51 (43%) tested negative for Opioids or Cocaine.
  - 29 (25%) tested positive for Opioids only.
  - 13 (11%) tested positive for Cocaine only.
  - 23 (19%) tested positive for Opioids and Cocaine.
- History of Positive Drug Tests for Meth
  - 113 (96%) were not tested or tested negative for Meth.
  - 5 (4%) tested positive for Meth.
- COMPAS Recidivism Risk Level
  - 21 (18%) were at “Low” risk to recidivate.
  - 46 (39%) were at “Medium” risk to recidivate.
  - 51 (43%) were at “High” risk to recidivate.

- Gang Affiliation
  - 10 (9%) had a known gang affiliation.
  - 108 (92%) did not have a known gang affiliation.

## District 29 (Fairfax P&P) – All Community Starters

(Includes the County of Fairfax and the City of Fairfax)



- 1,147 of the FY2017 community starters had Fairfax P&P as their primary supervision location.
- Gender
  - 916 (80%) Male
  - 231 (20%) Female
- Criminal History (prior to FY2017 community start date)
  - 677 (59%) had no history of state responsible terms of incarceration.
  - 345 (30%) had exactly one term of state responsible incarceration.
  - 67 (6%) had exactly two terms of state responsible incarceration.
  - 58 (5%) had at least three terms of state responsible incarceration.
- DOC Crime Type
  - 224 (20%) had a “Violent” most serious offense.
  - 573 (50%) had a “Property/Public Order” most serious offense.
  - 267 (23%) had a “Drug” most serious offense.
  - 83 (7%) did not have their offense information reported.
- Age on FY2017 Community Start Date
  - 486 (42%) were younger than age 30.
  - 400 (35%) were between ages 30 and 44.
  - 168 (15%) were between ages 45 and 54.
  - 93 (8%) were age 55 or older.
- Supervision Assignment Level
  - 63 (5%) had a “Low” supervision assignment level.
  - 528 (46%) had a “Medium” supervision assignment level.
  - 67 (6%) had an “Elevated” supervision assignment level.
  - 63 (5%) had a “High” supervision assignment level.
  - 426 (37%) did not have a supervision assignment level reported.
- History of Positive Drug Tests for Multiple Drugs (Both Opioids and Cocaine)
  - 312 (27%) had no drug test history.
  - 3 (<1%) were not tested for Opioids or Cocaine.
  - 630 (55%) tested negative for Opioids or Cocaine.
  - 54 (5%) tested positive for Opioids only.
  - 99 (9%) tested positive for Cocaine only.
  - 49 (4%) tested positive for Opioids and Cocaine.
- History of Positive Drug Tests for Meth
  - 1,146 (>99%) were not tested or tested negative for Meth.
  - 1 (<1%) tested positive for Meth.
- COMPAS Recidivism Risk Level
  - 230 (20%) were at “Low” risk to recidivate.
  - 200 (17%) were at “Medium” risk to recidivate.
  - 206 (18%) were at “High” risk to recidivate.
  - 511 (45%) did not have a recidivism risk level reported.

- Gang Affiliation
  - 48 (4%) had a known gang affiliation.
  - 1,099 (96%) did not have a known gang affiliation.

## District 29 (Fairfax P&P) – Recidivating Supervisees

(Includes the County of Fairfax and the City of Fairfax)



- 100 (8.7%) of the FY2017 community starters from Fairfax P&P were sentenced to a term of state responsible incarceration within three years of their community start date.
- Gender
  - 92 (92%) Male
  - 8 (8%) Female
- Criminal History
  - 42 (42%) had no history of state responsible terms of incarceration.
  - 34 (34%) had exactly one term of state responsible incarceration.
  - 11 (11%) had exactly two terms of state responsible incarceration.
  - 13 (13%) had at least three terms of state responsible incarceration.
- DOC Crime Type
  - 20 (20%) had a “Violent” most serious offense.
  - 60 (60%) had a “Property/Public Order” most serious offense.
  - 18 (18%) had a “Drug” most serious offense.
  - 2 (2%) did not have their offense information reported.
- Age on FY2017 Community Start Date
  - 53 (53%) were younger than age 30.
  - 31 (31%) were between ages 30 and 44.
  - 14 (14%) were between ages 45 and 54.
  - 2 (2%) were age 55 or older.
- Supervision Assignment Level
  - 1 (1%) had a “Low” supervision assignment level.
  - 54 (54%) had a “Medium” supervision assignment level.
  - 10 (10%) had an “Elevated” supervision assignment level.
  - 19 (19%) had a “High” supervision assignment level.
  - 16 (16%) did not have a supervision assignment level reported.
- History of Positive Drug Tests for Multiple Drugs (Both Opioids and Cocaine)
  - 14 (14%) had no drug test history.
  - 52 (52%) tested negative for Opioids or Cocaine.
  - 7 (7%) tested positive for Opioids only.
  - 14 (14%) tested positive for Cocaine only.
  - 13 (13%) tested positive for Opioids and Cocaine.
- History of Positive Drug Tests for Meth
  - 99 (99%) were not tested or tested negative for Meth.
  - 1 (1%) tested positive for Meth.
- COMPAS Recidivism Risk Level
  - 16 (16%) were at “Low” risk to recidivate.
  - 23 (23%) were at “Medium” risk to recidivate.
  - 51 (51%) were at “High” risk to recidivate.
  - 10 (10%) did not have a recidivism risk level reported

- Gang Affiliation
  - 6 (6%) had a known gang affiliation.
  - 94 (94%) did not have a known gang affiliation.



## District 30 (Hampton P&P) – All Community Starters

(Includes the City of Hampton)



- 528 of the FY2017 community starters had Hampton P&P as their primary supervision location.
- Gender
  - 442 (84%) Male
  - 86 (16%) Female
- Criminal History (prior to FY2017 community start date)
  - 178 (34%) had no history of state responsible terms of incarceration.
  - 181 (34%) had exactly one term of state responsible incarceration.
  - 74 (14%) had exactly two terms of state responsible incarceration.
  - 95 (18%) had at least three terms of state responsible incarceration.
- DOC Crime Type
  - 194 (37%) had a “Violent” most serious offense.
  - 232 (44%) had a “Property/Public Order” most serious offense.
  - 87 (16%) had a “Drug” most serious offense.
  - 15 (3%) did not have their offense information reported.
- Age on FY2017 Community Start Date
  - 168 (32%) were younger than age 30.
  - 215 (41%) were between ages 30 and 44.
  - 96 (18%) were between ages 45 and 54.
  - 49 (9%) were age 55 or older.
- Supervision Assignment Level
  - 27 (5%) had a “Low” supervision assignment level.
  - 298 (56%) had a “Medium” supervision assignment level.
  - 56 (11%) had an “Elevated” supervision assignment level.
  - 51 (10%) had a “High” supervision assignment level.
  - 96 (18%) did not have a supervision assignment level reported.
- History of Positive Drug Tests for Multiple Drugs (Both Opioids and Cocaine)
  - 43 (8%) had no drug test history.
  - 282 (53%) tested negative for Opioids or Cocaine.
  - 28 (5%) tested positive for Opioids only.
  - 126 (24%) tested positive for Cocaine only.
  - 49 (9%) tested positive for Opioids and Cocaine.
- History of Positive Drug Tests for Meth
  - 528 (100%) were not tested or tested negative for Meth.
- COMPAS Recidivism Risk Level
  - 90 (17%) were at “Low” risk to recidivate.
  - 156 (30%) were at “Medium” risk to recidivate.
  - 162 (31%) were at “High” risk to recidivate.
  - 120 (23%) did not have a recidivism risk level reported.

- Gang Affiliation
  - 44 (8%) had a known gang affiliation.
  - 484 (92%) did not have a known gang affiliation.

## ***District 30 (Hampton P&P) – Recidivating Supervisees***

(Includes the City of Hampton)



- 91 (17.2%) of the FY2017 community starters from Hampton P&P were sentenced to a term of state responsible incarceration within three years of their community start date.
- Gender
  - 81 (89%) Male
  - 10 (11%) Female
- Criminal History
  - 25 (27%) had no history of state responsible terms of incarceration.
  - 20 (22%) had exactly one term of state responsible incarceration.
  - 16 (18%) had exactly two terms of state responsible incarceration.
  - 30 (33%) had at least three terms of state responsible incarceration.
- DOC Crime Type
  - 28 (31%) had a “Violent” most serious offense.
  - 50 (55%) had a “Property/Public Order” most serious offense.
  - 12 (13%) had a “Drug” most serious offense.
  - 1 (1%) did not have their offense information reported.
- Age on FY2017 Community Start Date
  - 34 (37%) were younger than age 30.
  - 30 (33%) were between ages 30 and 44.
  - 20 (22%) were between ages 45 and 54.
  - 7 (8%) were age 55 or older.
- Supervision Assignment Level
  - 2 (2%) had a “Low” supervision assignment level.
  - 52 (57%) had a “Medium” supervision assignment level.
  - 10 (11%) had an “Elevated” supervision assignment level.
  - 19 (21%) had a “High” supervision assignment level.
  - 8 (9%) did not have a supervision assignment level reported.
- History of Positive Drug Tests for Multiple Drugs (Both Opioids and Cocaine)
  - 2 (2%) had no drug test history.
  - 39 (43%) tested negative for Opioids or Cocaine.
  - 7 (8%) tested positive for Opioids only.
  - 32 (35%) tested positive for Cocaine only.
  - 11 (12%) tested positive for Opioids and Cocaine.
- History of Positive Drug Tests for Meth
  - 91 (100%) were not tested or tested negative for Meth.
- COMPAS Recidivism Risk Level
  - 16 (18%) were at “Low” risk to recidivate.
  - 27 (30%) were at “Medium” risk to recidivate.
  - 41 (45%) were at “High” risk to recidivate.
  - 7 (8%) did not have a recidivism risk level reported.

- Gang Affiliation
  - 9 (10%) had a known gang affiliation.
  - 82 (90%) did not have a known gang affiliation.

## District 31 (Chesapeake P&P) – All Community Starters

(Includes the City of Chesapeake)



- 997 of the FY2017 community starters had Chesapeake P&P as their primary supervision location.
- Gender
  - 784 (79%) Male
  - 212 (21%) Female
  - 1 (<1%) Other
- Criminal History (prior to FY2017 community start date)
  - 413 (41%) had no history of state responsible terms of incarceration.
  - 292 (29%) had exactly one term of state responsible incarceration.
  - 150 (15%) had exactly two terms of state responsible incarceration.
  - 142 (14%) had at least three terms of state responsible incarceration.
- DOC Crime Type
  - 213 (21%) had a “Violent” most serious offense.
  - 520 (52%) had a “Property/Public Order” most serious offense.
  - 259 (26%) had a “Drug” most serious offense.
  - 5 (1%) did not have their offense information reported.
- Age on FY2017 Community Start Date
  - 318 (32%) were younger than age 30.
  - 442 (44%) were between ages 30 and 44.
  - 161 (16%) were between ages 45 and 54.
  - 76 (8%) were age 55 or older.
- Supervision Assignment Level
  - 31 (3%) had a “Low” supervision assignment level.
  - 554 (56%) had a “Medium” supervision assignment level.
  - 82 (8%) had an “Elevated” supervision assignment level.
  - 73 (7%) had a “High” supervision assignment level.
  - 257 (26%) did not have a supervision assignment level reported.
- History of Positive Drug Tests for Multiple Drugs (Both Opioids and Cocaine)
  - 164 (16%) had no drug test history.
  - 1 (<1%) was not tested for Opioids or Cocaine.
  - 434 (44%) tested negative for Opioids or Cocaine.
  - 97 (10%) tested positive for Opioids only.
  - 150 (15%) tested positive for Cocaine only.
  - 151 (15%) tested positive for Opioids and Cocaine.
- History of Positive Drug Tests for Meth
  - 996 (>99%) were not tested or tested negative for Meth.
  - 1 (<1%) tested positive for Meth.

- COMPAS Recidivism Risk Level
  - 198 (20%) were at “Low” risk to recidivate.
  - 282 (28%) were at “Medium” risk to recidivate.
  - 240 (24%) were at “High” risk to recidivate.
  - 277 (28%) did not have a recidivism risk level reported.
- Gang Affiliation
  - 55 (6%) had a known gang affiliation.
  - 942 (95%) did not have a known gang affiliation.

## District 31 (Chesapeake P&P) – Recidivating Supervisees

(Includes the City of Chesapeake)



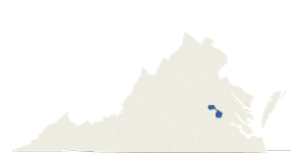
- 277 (27.8%) of the FY2017 community starters from Chesapeake P&P were sentenced to a term of state responsible incarceration within three years of their community start date.
- Gender
  - 222 (80%) Male
  - 55 (20%) Female
- Criminal History
  - 75 (27%) had no history of state responsible terms of incarceration.
  - 79 (29%) had exactly one term of state responsible incarceration.
  - 55 (20%) had exactly two terms of state responsible incarceration.
  - 68 (25%) had at least three terms of state responsible incarceration.
- DOC Crime Type
  - 61 (22%) had a “Violent” most serious offense.
  - 155 (56%) had a “Property/Public Order” most serious offense.
  - 60 (22%) had a “Drug” most serious offense.
  - 1 (<1%) did not have their offense information reported.
- Age on FY2017 Community Start Date
  - 90 (32%) were younger than age 30.
  - 130 (47%) were between ages 30 and 44.
  - 47 (17%) were between ages 45 and 54.
  - 10 (4%) were age 55 or older.
- Supervision Assignment Level
  - 2 (1%) had a “Low” supervision assignment level.
  - 175 (63%) had a “Medium” supervision assignment level.
  - 43 (16%) had an “Elevated” supervision assignment level.
  - 38 (14%) had a “High” supervision assignment level.
  - 19 (7%) did not have a supervision assignment level reported.
- History of Positive Drug Tests for Multiple Drugs (Both Opioids and Cocaine)
  - 27 (10%) had no drug test history.
  - 1 (<1%) was not tested for Opioids or Cocaine.
  - 88 (32%) tested negative for Opioids or Cocaine.
  - 29 (10%) tested positive for Opioids only.
  - 51 (18%) tested positive for Cocaine only.
  - 81 (29%) tested positive for Opioids and Cocaine.
- History of Positive Drug Tests for Meth
  - 277 (100%) were not tested or tested negative for Meth.
- COMPAS Recidivism Risk Level
  - 57 (21%) were at “Low” risk to recidivate.
  - 87 (31%) were at “Medium” risk to recidivate.
  - 122 (44%) were at “High” risk to recidivate.
  - 11 (4%) did not have a recidivism risk level reported.

- Gang Affiliation
  - 20 (7%) had a known gang affiliation.
  - 257 (93%) did not have a known gang affiliation.



## District 32 (Henrico P&P) – All Community Starters

(Includes the County of Henrico)

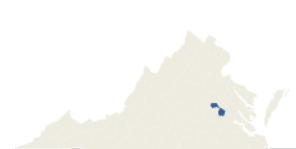


- 773 of the FY2017 community starters had Henrico P&P as their primary supervision location.
- Gender
  - 629 (81%) Male
  - 144 (19%) Female
- Criminal History (prior to FY2017 community start date)
  - 266 (34%) had no history of state responsible terms of incarceration.
  - 270 (35%) had exactly one term of state responsible incarceration.
  - 126 (16%) had exactly two terms of state responsible incarceration.
  - 111 (14%) had at least three terms of state responsible incarceration.
- DOC Crime Type
  - 247 (32%) had a “Violent” most serious offense.
  - 279 (36%) had a “Property/Public Order” most serious offense.
  - 239 (31%) had a “Drug” most serious offense.
  - 8 (1%) did not have their offense information reported.
- Age on FY2017 Community Start Date
  - 298 (39%) were younger than age 30.
  - 323 (42%) were between ages 30 and 44.
  - 100 (13%) were between ages 45 and 54.
  - 52 (7%) were age 55 or older.
- Supervision Assignment Level
  - 13 (2%) had a “Low” supervision assignment level.
  - 601 (78%) had a “Medium” supervision assignment level.
  - 89 (12%) had an “Elevated” supervision assignment level.
  - 23 (3%) had a “High” supervision assignment level.
  - 47 (6%) did not have a supervision assignment level reported.
- History of Positive Drug Tests for Multiple Drugs (Both Opioids and Cocaine)
  - 43 (6%) had no drug test history.
  - 1 (<1%) was not tested for Opioids or Cocaine.
  - 367 (47%) tested negative for Opioids or Cocaine.
  - 105 (14%) tested positive for Opioids only.
  - 85 (11%) tested positive for Cocaine only.
  - 172 (22%) tested positive for Opioids and Cocaine.
- History of Positive Drug Tests for Meth
  - 772 (>99%) were not tested or tested negative for Meth.
  - 1 (<1%) tested positive for Meth.
- COMPAS Recidivism Risk Level
  - 164 (21%) were at “Low” risk to recidivate.
  - 261 (34%) were at “Medium” risk to recidivate.
  - 271 (35%) were at “High” risk to recidivate.
  - 77 (10%) did not have a recidivism risk level reported.

- Gang Affiliation
  - 81 (11%) had a known gang affiliation.
  - 692 (90%) did not have a known gang affiliation.

## District 32 (Henrico P&P) – Recidivating Supervisees

(Includes the County of Henrico)

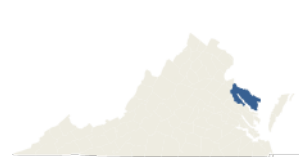


- 197 (25.5%) of the FY2017 community starters from Henrico P&P were sentenced to a term of state responsible incarceration within three years of their community start date.
- Gender
  - 166 (84%) Male
  - 31 (16%) Female
- Criminal History
  - 46 (23%) had no history of state responsible terms of incarceration.
  - 58 (29%) had exactly one term of state responsible incarceration.
  - 50 (25%) had exactly two terms of state responsible incarceration.
  - 43 (22%) had at least three terms of state responsible incarceration.
- DOC Crime Type
  - 64 (32%) had a “Violent” most serious offense.
  - 82 (42%) had a “Property/Public Order” most serious offense.
  - 51 (26%) had a “Drug” most serious offense.
- Age on FY2017 Community Start Date
  - 84 (43%) were younger than age 30.
  - 86 (44%) were between ages 30 and 44.
  - 22 (11%) were between ages 45 and 54.
  - 5 (3%) were age 55 or older.
- Supervision Assignment Level
  - 1 (1%) had a “Low” supervision assignment level.
  - 138 (70%) had a “Medium” supervision assignment level.
  - 41 (21%) had an “Elevated” supervision assignment level.
  - 9 (5%) had a “High” supervision assignment level.
  - 8 (4%) did not have a supervision assignment level reported.
- History of Positive Drug Tests for Multiple Drugs (Both Opioids and Cocaine)
  - 18 (9%) had no drug test history.
  - 60 (30%) tested negative for Opioids or Cocaine.
  - 27 (14%) tested positive for Opioids only.
  - 27 (14%) tested positive for Cocaine only.
  - 65 (33%) tested positive for Opioids and Cocaine.
- History of Positive Drug Tests for Meth
  - 197 (100%) were not tested or tested negative for Meth.
- COMPAS Recidivism Risk Level
  - 21 (11%) were at “Low” risk to recidivate.
  - 65 (33%) were at “Medium” risk to recidivate.
  - 102 (52%) were at “High” risk to recidivate.
  - 9 (5%) did not have a recidivism risk level reported.

- Gang Affiliation
  - 23 (12%) had a known gang affiliation.
  - 174 (88%) did not have a known gang affiliation.

## District 33 (Warsaw P&P) – All Community Starters

(Includes the Counties of Essex, Lancaster, Northumberland, Richmond, and Westmoreland)



- 167 of the FY2017 community starters had Warsaw P&P as their primary supervision location.
- Gender
  - 128 (77%) Male
  - 39 (23%) Female
- Criminal History (prior to FY2017 community start date)
  - 71 (43%) had no history of state responsible terms of incarceration.
  - 57 (34%) had exactly one term of state responsible incarceration.
  - 19 (11%) had exactly two terms of state responsible incarceration.
  - 20 (12%) had at least three terms of state responsible incarceration.
- DOC Crime Type
  - 40 (24%) had a “Violent” most serious offense.
  - 77 (46%) had a “Property/Public Order” most serious offense.
  - 49 (29%) had a “Drug” most serious offense.
  - 1 (1%) did not have their offense information reported.
- Age on FY2017 Community Start Date
  - 64 (38%) were younger than age 30.
  - 65 (39%) were between ages 30 and 44.
  - 24 (14%) were between ages 45 and 54.
  - 14 (8%) were age 55 or older.
- Supervision Assignment Level
  - 5 (3%) had a “Low” supervision assignment level.
  - 134 (80%) had a “Medium” supervision assignment level.
  - 8 (5%) had an “Elevated” supervision assignment level.
  - 5 (3%) had a “High” supervision assignment level.
  - 15 (9%) did not have a supervision assignment level reported.
- History of Positive Drug Tests for Multiple Drugs (Both Opioids and Cocaine)
  - 10 (6%) had no drug test history.
  - 81 (49%) tested negative for Opioids or Cocaine.
  - 22 (13%) tested positive for Opioids only.
  - 33 (20%) tested positive for Cocaine only.
  - 21 (13%) tested positive for Opioids and Cocaine.
- History of Positive Drug Tests for Meth
  - 167 (100%) were not tested or tested negative for Meth.
- COMPAS Recidivism Risk Level
  - 47 (28%) were at “Low” risk to recidivate.
  - 62 (37%) were at “Medium” risk to recidivate.
  - 37 (22%) were at “High” risk to recidivate.
  - 21 (13%) did not have a recidivism risk level reported.

- Gang Affiliation
  - 12 (7%) had a known gang affiliation.
  - 155 (93%) did not have a known gang affiliation.

## ***District 33 (Warsaw P&P) – Recidivating Supervisees***

(Includes the Counties of Essex, Lancaster, Northumberland, Richmond, and Westmoreland)



- 34 (20.4%) of the FY2017 community starters from Warsaw P&P were sentenced to a term of state responsible incarceration within three years of their community start date.
- Gender
  - 31 (91%) Male
  - 3 (9%) Female
- Criminal History
  - 12 (35%) had no history of state responsible terms of incarceration.
  - 13 (38%) had exactly one term of state responsible incarceration.
  - 2 (6%) had exactly two terms of state responsible incarceration.
  - 7 (21%) had at least three terms of state responsible incarceration.
- DOC Crime Type
  - 10 (29%) had a “Violent” most serious offense.
  - 14 (41%) had a “Property/Public Order” most serious offense.
  - 9 (26%) had a “Drug” most serious offense.
  - 1 (3%) did not have their offense information reported.
- Age on FY2017 Community Start Date
  - 18 (53%) were younger than age 30.
  - 10 (29%) were between ages 30 and 44.
  - 4 (12%) were between ages 45 and 54.
  - 2 (6%) were age 55 or older.
- Supervision Assignment Level
  - 27 (79%) had a “Medium” supervision assignment level.
  - 5 (15%) had an “Elevated” supervision assignment level.
  - 2 (6%) had a “High” supervision assignment level.
- History of Positive Drug Tests for Multiple Drugs (Both Opioids and Cocaine)
  - 3 (9%) had no drug test history.
  - 15 (44%) tested negative for Opioids or Cocaine.
  - 3 (9%) tested positive for Opioids only.
  - 7 (21%) tested positive for Cocaine only.
  - 6 (18%) tested positive for Opioids and Cocaine.
- History of Positive Drug Tests for Meth
  - 34 (100%) were not tested or tested negative for Meth.
- COMPAS Recidivism Risk Level
  - 7 (21%) were at “Low” risk to recidivate.
  - 19 (56%) were at “Medium” risk to recidivate.
  - 7 (21%) were at “High” risk to recidivate.
  - 1 (3%) did not have a recidivism risk level reported.
- Gang Affiliation
  - 4 (12%) had a known gang affiliation.
  - 30 (88%) did not have a known gang affiliation.

## District 34 (Williamsburg P&P) – All Community Starters

(Includes the Counties of Charles City, James City, New Kent, and York, and the Cities of Poquoson and Williamsburg)



- 324 of the FY2017 community starters had Williamsburg P&P as their primary supervision location.
- Gender
  - 261 (81%) Male
  - 63 (19%) Female
- Criminal History (prior to FY2017 community start date)
  - 147 (45%) had no history of state responsible terms of incarceration.
  - 99 (31%) had exactly one term of state responsible incarceration.
  - 40 (12%) had exactly two terms of state responsible incarceration.
  - 38 (12%) had at least three terms of state responsible incarceration.
- DOC Crime Type
  - 89 (27%) had a “Violent” most serious offense.
  - 164 (51%) had a “Property/Public Order” most serious offense.
  - 50 (15%) had a “Drug” most serious offense.
  - 21 (6%) did not have their offense information reported.
- Age on FY2017 Community Start Date
  - 133 (41%) were younger than age 30.
  - 122 (38%) were between ages 30 and 44.
  - 49 (15%) were between ages 45 and 54.
  - 20 (6%) were age 55 or older.
- Supervision Assignment Level
  - 10 (3%) had a “Low” supervision assignment level.
  - 246 (76%) had a “Medium” supervision assignment level.
  - 20 (6%) had an “Elevated” supervision assignment level.
  - 6 (2%) had a “High” supervision assignment level.
  - 42 (13%) did not have a supervision assignment level reported.
- History of Positive Drug Tests for Multiple Drugs (Both Opioids and Cocaine)
  - 25 (8%) had no drug test history.
  - 1 (<1%) was not tested for Opioids or Cocaine.
  - 187 (58%) tested negative for Opioids or Cocaine.
  - 31 (10%) tested positive for Opioids only.
  - 42 (13%) tested positive for Cocaine only.
  - 38 (12%) tested positive for Opioids and Cocaine.
- History of Positive Drug Tests for Meth
  - 322 (99%) were not tested or tested negative for Meth.
  - 2 (1%) tested positive for Meth.



- COMPAS Recidivism Risk Level
  - 88 (27%) were at “Low” risk to recidivate.
  - 101 (31%) were at “Medium” risk to recidivate.
  - 93 (29%) were at “High” risk to recidivate.
  - 42 (13%) did not have a recidivism risk level reported.
- Gang Affiliation
  - 18 (6%) had a known gang affiliation.
  - 306 (94%) did not have a known gang affiliation.

## ***District 34 (Williamsburg P&P) – Recidivating Supervisees***

(Includes the Counties of Charles City, James City, New Kent, and York, and the Cities of Poquoson and Williamsburg)

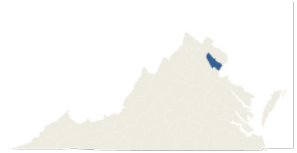


- 73 (22.5%) of the FY2017 community starters from Williamsburg P&P were sentenced to a term of state responsible incarceration within three years of their community start date.
- Gender
  - 58 (79%) Male
  - 15 (21%) Female
- Criminal History
  - 18 (25%) had no history of state responsible terms of incarceration.
  - 28 (38%) had exactly one term of state responsible incarceration.
  - 11 (15%) had exactly two terms of state responsible incarceration.
  - 16 (22%) had at least three terms of state responsible incarceration.
- DOC Crime Type
  - 14 (19%) had a “Violent” most serious offense.
  - 49 (67%) had a “Property/Public Order” most serious offense.
  - 6 (8%) had a “Drug” most serious offense.
  - 4 (5%) did not have their offense information reported.
- Age on FY2017 Community Start Date
  - 26 (36%) were younger than age 30.
  - 28 (38%) were between ages 30 and 44.
  - 15 (21%) were between ages 45 and 54.
  - 4 (5%) were age 55 or older.
- Supervision Assignment Level
  - 49 (67%) had a “Medium” supervision assignment level.
  - 12 (16%) had an “Elevated” supervision assignment level.
  - 3 (4%) had a “High” supervision assignment level.
  - 9 (12%) did not have a supervision assignment level reported.
- History of Positive Drug Tests for Multiple Drugs (Both Opioids and Cocaine)
  - 3 (4%) had no drug test history.
  - 35 (48%) tested negative for Opioids or Cocaine.
  - 8 (11%) tested positive for Opioids only.
  - 13 (18%) tested positive for Cocaine only.
  - 14 (19%) tested positive for Opioids and Cocaine.
- History of Positive Drug Tests for Meth
  - 72 (99%) were not tested or tested negative for Meth.
  - 1 (1%) tested positive for Meth.
- COMPAS Recidivism Risk Level
  - 12 (16%) were at “Low” risk to recidivate.
  - 21 (29%) were at “Medium” risk to recidivate.
  - 37 (51%) were at “High” risk to recidivate.
  - 3 (4%) did not have a recidivism risk level reported.

- Gang Affiliation
  - 8 (11%) had a known gang affiliation.
  - 65 (89%) did not have a known gang affiliation.

## District 35 (Manassas P&P) – All Community Starters

(Includes the County of Prince William and the Cities of Manassas and Manassas Park)



- 949 of the FY2017 community starters had Manassas P&P as their primary supervision location.
- Gender
  - 783 (83%) Male
  - 165 (17%) Female
  - 1 (<1%) Other
- Criminal History (prior to FY2017 community start date)
  - 501 (53%) had no history of state responsible terms of incarceration.
  - 279 (29%) had exactly one term of state responsible incarceration.
  - 99 (10%) had exactly two terms of state responsible incarceration.
  - 70 (7%) had at least three terms of state responsible incarceration.
- DOC Crime Type
  - 241 (25%) had a “Violent” most serious offense.
  - 395 (42%) had a “Property/Public Order” most serious offense.
  - 241 (25%) had a “Drug” most serious offense.
  - 72 (8%) did not have their offense information reported.
- Age on FY2017 Community Start Date
  - 394 (42%) were younger than age 30.
  - 384 (40%) were between ages 30 and 44.
  - 113 (12%) were between ages 45 and 54.
  - 58 (6%) were age 55 or older.
- Supervision Assignment Level
  - 115 (12%) had a “Low” supervision assignment level.
  - 473 (50%) had a “Medium” supervision assignment level.
  - 83 (9%) had an “Elevated” supervision assignment level.
  - 52 (5%) had a “High” supervision assignment level.
  - 226 (24%) did not have a supervision assignment level reported.
- History of Positive Drug Tests for Multiple Drugs (Both Opioids and Cocaine)
  - 83 (9%) had no drug test history.
  - 550 (58%) tested negative for Opioids or Cocaine.
  - 90 (9%) tested positive for Opioids only.
  - 146 (15%) tested positive for Cocaine only.
  - 80 (8%) tested positive for Opioids and Cocaine.
- History of Positive Drug Tests for Meth
  - 948 (>99%) were not tested or tested negative for Meth.
  - 1 (<1%) tested positive for Meth.
- COMPAS Recidivism Risk Level
  - 192 (20%) were at “Low” risk to recidivate.
  - 218 (23%) were at “Medium” risk to recidivate.
  - 290 (31%) were at “High” risk to recidivate.
  - 249 (26%) did not have a recidivism risk level reported.

- Gang Affiliation
  - 52 (6%) had a known gang affiliation.
  - 897 (95%) did not have a known gang affiliation.

## District 35 (Manassas P&P) – Recidivating Supervisees

(Includes the County of Prince William and the Cities of Manassas and Manassas Park)



- 163 (17.2%) of the FY2017 community starters from Manassas P&P were sentenced to a term of state responsible incarceration within three years of their community start date.
- Gender
  - 148 (91%) Male
  - 15 (9%) Female
- Criminal History
  - 64 (39%) had no history of state responsible terms of incarceration.
  - 58 (36%) had exactly one term of state responsible incarceration.
  - 20 (12%) had exactly two terms of state responsible incarceration.
  - 21 (13%) had at least three terms of state responsible incarceration.
- DOC Crime Type
  - 42 (26%) had a “Violent” most serious offense.
  - 85 (52%) had a “Property/Public Order” most serious offense.
  - 32 (20%) had a “Drug” most serious offense.
  - 4 (2%) did not have their offense information reported.
- Age on FY2017 Community Start Date
  - 70 (43%) were younger than age 30.
  - 71 (44%) were between ages 30 and 44.
  - 19 (12%) were between ages 45 and 54.
  - 3 (2%) were age 55 or older.
- Supervision Assignment Level
  - 5 (3%) had a “Low” supervision assignment level.
  - 98 (60%) had a “Medium” supervision assignment level.
  - 23 (14%) had an “Elevated” supervision assignment level.
  - 30 (18%) had a “High” supervision assignment level.
  - 7 (4%) did not have a supervision assignment level reported.
- History of Positive Drug Tests for Multiple Drugs (Both Opioids and Cocaine)
  - 9 (6%) had no drug test history.
  - 82 (50%) tested negative for Opioids or Cocaine.
  - 16 (10%) tested positive for Opioids only.
  - 34 (21%) tested positive for Cocaine only.
  - 22 (13%) tested positive for Opioids and Cocaine.
- History of Positive Drug Tests for Meth
  - 163 (100%) were not tested or tested negative for Meth.
- COMPAS Recidivism Risk Level
  - 22 (13%) were at “Low” risk to recidivate.
  - 43 (26%) were at “Medium” risk to recidivate.
  - 87 (53%) were at “High” risk to recidivate.
  - 11 (7%) did not have a recidivism risk level reported.

- Gang Affiliation
  - 14 (9%) had a known gang affiliation.
  - 149 (91%) did not have a known gang affiliation.

## District 36 (Alexandria P&P) – All Community Starters

(Includes the City of Alexandria)



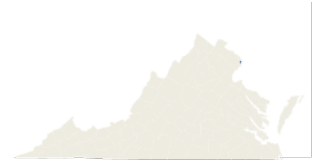
- 384 of the FY2017 community starters had Alexandria P&P as their primary supervision location.
- Gender
  - 310 (81%) Male
  - 74 (19%) Female
- Criminal History (prior to FY2017 community start date)
  - 193 (50%) had no history of state responsible terms of incarceration.
  - 129 (34%) had exactly one term of state responsible incarceration.
  - 40 (10%) had exactly two terms of state responsible incarceration.
  - 22 (6%) had at least three terms of state responsible incarceration.
- DOC Crime Type
  - 106 (28%) had a “Violent” most serious offense.
  - 166 (43%) had a “Property/Public Order” most serious offense.
  - 77 (20%) had a “Drug” most serious offense.
  - 35 (9%) did not have their offense information reported.
- Age on FY2017 Community Start Date
  - 161 (42%) were younger than age 30.
  - 144 (38%) were between ages 30 and 44.
  - 47 (12%) were between ages 45 and 54.
  - 32 (8%) were age 55 or older.
- Supervision Assignment Level
  - 55 (14%) had a “Low” supervision assignment level.
  - 98 (26%) had a “Medium” supervision assignment level.
  - 18 (5%) had an “Elevated” supervision assignment level.
  - 31 (8%) had a “High” supervision assignment level.
  - 182 (47%) did not have a supervision assignment level reported.
- History of Positive Drug Tests for Multiple Drugs (Both Opioids and Cocaine)
  - 47 (12%) had no drug test history.
  - 261 (68%) tested negative for Opioids or Cocaine.
  - 17 (4%) tested positive for Opioids only.
  - 35 (9%) tested positive for Cocaine only.
  - 24 (6%) tested positive for Opioids and Cocaine.
- History of Positive Drug Tests for Meth
  - 384 (100%) were not tested or tested negative for Meth.
- COMPAS Recidivism Risk Level
  - 45 (12%) were at “Low” risk to recidivate.
  - 42 (11%) were at “Medium” risk to recidivate.
  - 81 (21%) were at “High” risk to recidivate.
  - 216 (56%) did not have a recidivism risk level reported.



- Gang Affiliation
  - 18 (5%) had a known gang affiliation.
  - 366 (95%) did not have a known gang affiliation.

## District 36 (Alexandria P&P) – Recidivating Supervisees

(Includes the City of Alexandria)

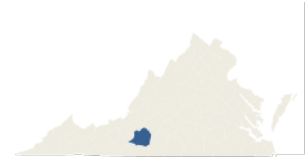


- 34 (8.9%) of the FY2017 community starters from Alexandria P&P were sentenced to a term of state responsible incarceration within three years of their community start date.
- Gender
  - 28 (82%) Male
  - 6 (18%) Female
- Criminal History
  - 11 (32%) had no history of state responsible terms of incarceration.
  - 13 (38%) had exactly one term of state responsible incarceration.
  - 6 (18%) had exactly two terms of state responsible incarceration.
  - 4 (12%) had at least three terms of state responsible incarceration.
- DOC Crime Type
  - 12 (35%) had a “Violent” most serious offense.
  - 17 (50%) had a “Property/Public Order” most serious offense.
  - 4 (12%) had a “Drug” most serious offense.
  - 1 (3%) did not have their offense information reported.
- Age on FY2017 Community Start Date
  - 19 (56%) were younger than age 30.
  - 9 (26%) were between ages 30 and 44.
  - 5 (15%) were between ages 45 and 54.
  - 1 (3%) was age 55 or older.
- Supervision Assignment Level
  - 2 (6%) had a “Low” supervision assignment level.
  - 16 (47%) had a “Medium” supervision assignment level.
  - 3 (9%) had an “Elevated” supervision assignment level.
  - 6 (18%) had a “High” supervision assignment level.
  - 7 (21%) did not have a supervision assignment level reported.
- History of Positive Drug Tests for Multiple Drugs (Both Opioids and Cocaine)
  - 2 (6%) had no drug test history.
  - 21 (62%) tested negative for Opioids or Cocaine.
  - 2 (6%) tested positive for Opioids only.
  - 5 (15%) tested positive for Cocaine only.
  - 4 (12%) tested positive for Opioids and Cocaine.
- History of Positive Drug Tests for Meth
  - 34 (100%) were not tested or tested negative for Meth.
- COMPAS Recidivism Risk Level
  - 4 (12%) were at “Low” risk to recidivate.
  - 8 (24%) were at “Medium” risk to recidivate.
  - 18 (53%) were at “High” risk to recidivate.
  - 4 (12%) did not have a recidivism risk level reported.

- Gang Affiliation
  - 3 (9%) had a known gang affiliation.
  - 31 (91%) did not have a known gang affiliation.

## District 37 (Rocky Mount P&P) – All Community Starters

(Includes the County of Franklin)

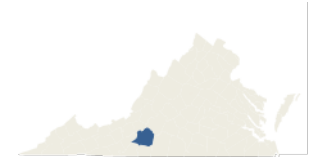


- 201 of the FY2017 community starters had Rocky Mount P&P as their primary supervision location.
- Gender
  - 141 (70%) Male
  - 60 (30%) Female
- Criminal History (prior to FY2017 community start date)
  - 94 (47%) had no history of state responsible terms of incarceration.
  - 69 (34%) had exactly one term of state responsible incarceration.
  - 24 (12%) had exactly two terms of state responsible incarceration.
  - 14 (7%) had at least three terms of state responsible incarceration.
- DOC Crime Type
  - 42 (21%) had a “Violent” most serious offense.
  - 80 (40%) had a “Property/Public Order” most serious offense.
  - 66 (33%) had a “Drug” most serious offense.
  - 13 (6%) did not have their offense information reported.
- Age on FY2017 Community Start Date
  - 58 (29%) were younger than age 30.
  - 99 (49%) were between ages 30 and 44.
  - 33 (16%) were between ages 45 and 54.
  - 11 (5%) were age 55 or older.
- Supervision Assignment Level
  - 7 (3%) had a “Low” supervision assignment level.
  - 151 (75%) had a “Medium” supervision assignment level.
  - 17 (8%) had an “Elevated” supervision assignment level.
  - 4 (2%) had a “High” supervision assignment level.
  - 22 (11%) did not have a supervision assignment level reported.
- History of Positive Drug Tests for Multiple Drugs (Both Opioids and Cocaine)
  - 13 (6%) had no drug test history.
  - 84 (42%) tested negative for Opioids or Cocaine.
  - 38 (19%) tested positive for Opioids only.
  - 24 (12%) tested positive for Cocaine only.
  - 42 (21%) tested positive for Opioids and Cocaine.
- History of Positive Drug Tests for Meth
  - 201 (100%) were not tested or tested negative for Meth.
- COMPAS Recidivism Risk Level
  - 41 (20%) were at “Low” risk to recidivate.
  - 63 (31%) were at “Medium” risk to recidivate.
  - 70 (35%) were at “High” risk to recidivate.
  - 27 (13%) did not have a recidivism risk level reported.

- Gang Affiliation
  - 5 (3%) had a known gang affiliation.
  - 196 (98%) did not have a known gang affiliation.

## District 37 (Rocky Mount P&P) – Recidivating Supervisees

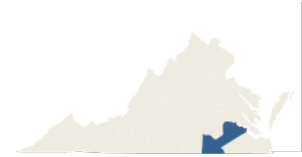
(Includes the County of Franklin)



- 24 (11.9%) of the FY2017 community starters from Rocky Mount P&P were sentenced to a term of state responsible incarceration within three years of their community start date.
- Gender
  - 20 (83%) Male
  - 4 (17%) Female
- Criminal History
  - 10 (42%) had no history of state responsible terms of incarceration.
  - 7 (29%) had exactly one term of state responsible incarceration.
  - 5 (21%) had exactly two terms of state responsible incarceration.
  - 2 (8%) had at least three terms of state responsible incarceration.
- DOC Crime Type
  - 5 (21%) had a “Violent” most serious offense.
  - 10 (42%) had a “Property/Public Order” most serious offense.
  - 7 (29%) had a “Drug” most serious offense.
  - 2 (8%) did not have their offense information reported.
- Age on FY2017 Community Start Date
  - 7 (29%) were younger than age 30.
  - 12 (50%) were between ages 30 and 44.
  - 4 (17%) were between ages 45 and 54.
  - 1 (4%) was age 55 or older.
- Supervision Assignment Level
  - 1 (4%) had a “Low” supervision assignment level.
  - 20 (83%) had a “Medium” supervision assignment level.
  - 1 (4%) had an “Elevated” supervision assignment level.
  - 1 (4%) had a “High” supervision assignment level.
  - 1 (4%) did not have a supervision assignment level reported.
- History of Positive Drug Tests for Multiple Drugs (Both Opioids and Cocaine)
  - 9 (38%) tested negative for Opioids or Cocaine.
  - 3 (13%) tested positive for Opioids only.
  - 6 (25%) tested positive for Cocaine only.
  - 6 (25%) tested positive for Opioids and Cocaine.
- History of Positive Drug Tests for Meth
  - 24 (100%) were not tested or tested negative for Meth.
- COMPAS Recidivism Risk Level
  - 2 (8%) were at “Low” risk to recidivate.
  - 10 (42%) were at “Medium” risk to recidivate.
  - 12 (50%) were at “High” risk to recidivate.
- Gang Affiliation
  - 24 (100%) did not have a known gang affiliation.

## District 38 (Emporia P&P) – All Community Starters

(Includes the Counties of Brunswick, Greenville, Prince George, Surry, and Sussex, and the Cities of Emporia and Hopewell)



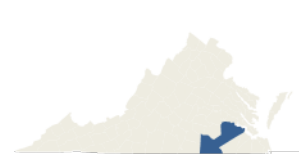
- 359 of the FY2017 community starters had Emporia P&P as their primary supervision location.
- Gender
  - 280 (78%) Male
  - 79 (22%) Female
- Criminal History (prior to FY2017 community start date)
  - 156 (43%) had no history of state responsible terms of incarceration.
  - 119 (33%) had exactly one term of state responsible incarceration.
  - 46 (13%) had exactly two terms of state responsible incarceration.
  - 38 (11%) had at least three terms of state responsible incarceration.
- DOC Crime Type
  - 103 (29%) had a “Violent” most serious offense.
  - 145 (40%) had a “Property/Public Order” most serious offense.
  - 93 (26%) had a “Drug” most serious offense.
  - 18 (5%) did not have their offense information reported.
- Age on FY2017 Community Start Date
  - 146 (41%) were younger than age 30.
  - 153 (43%) were between ages 30 and 44.
  - 46 (13%) were between ages 45 and 54.
  - 14 (4%) were age 55 or older.
- Supervision Assignment Level
  - 11 (3%) had a “Low” supervision assignment level.
  - 237 (66%) had a “Medium” supervision assignment level.
  - 50 (14%) had an “Elevated” supervision assignment level.
  - 6 (2%) had a “High” supervision assignment level.
  - 55 (15%) did not have a supervision assignment level reported.
- History of Positive Drug Tests for Multiple Drugs (Both Opioids and Cocaine)
  - 13 (4%) had no drug test history.
  - 201 (56%) tested negative for Opioids or Cocaine.
  - 25 (7%) tested positive for Opioids only.
  - 84 (23%) tested positive for Cocaine only.
  - 36 (10%) tested positive for Opioids and Cocaine.
- History of Positive Drug Tests for Meth
  - 359 (100%) were not tested or tested negative for Meth.
- COMPAS Recidivism Risk Level
  - 101 (28%) were at “Low” risk to recidivate.
  - 127 (35%) were at “Medium” risk to recidivate.
  - 87 (24%) were at “High” risk to recidivate.
  - 44 (12%) did not have a recidivism risk level reported.

- Gang Affiliation
  - 15 (4%) had a known gang affiliation.
  - 344 (96%) did not have a known gang affiliation.



## ***District 38 (Emporia P&P) – Recidivating Supervisees***

(Includes the Counties of Brunswick, Greenville, Prince George, Surry, and Sussex, and the Cities of Emporia and Hopewell)

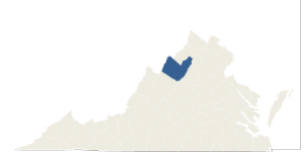


- 82 (22.8%) of the FY2017 community starters from Emporia P&P were sentenced to a term of state responsible incarceration within three years of their community start date.
- Gender
  - 74 (90%) Male
  - 8 (10%) Female
- Criminal History
  - 29 (35%) had no history of state responsible terms of incarceration.
  - 26 (32%) had exactly one term of state responsible incarceration.
  - 14 (17%) had exactly two terms of state responsible incarceration.
  - 13 (16%) had at least three terms of state responsible incarceration.
- DOC Crime Type
  - 29 (35%) had a “Violent” most serious offense.
  - 36 (44%) had a “Property/Public Order” most serious offense.
  - 15 (18%) had a “Drug” most serious offense.
  - 2 (2%) did not have their offense information reported.
- Age on FY2017 Community Start Date
  - 34 (41%) were younger than age 30.
  - 34 (41%) were between ages 30 and 44.
  - 10 (12%) were between ages 45 and 54.
  - 4 (5%) were age 55 or older.
- Supervision Assignment Level
  - 50 (61%) had a “Medium” supervision assignment level.
  - 17 (21%) had an “Elevated” supervision assignment level.
  - 3 (4%) had a “High” supervision assignment level.
  - 12 (15%) did not have a supervision assignment level reported.
- History of Positive Drug Tests for Multiple Drugs (Both Opioids and Cocaine)
  - 2 (2%) had no drug test history.
  - 40 (49%) tested negative for Opioids or Cocaine.
  - 3 (4%) tested positive for Opioids only.
  - 28 (34%) tested positive for Cocaine only.
  - 9 (11%) tested positive for Opioids and Cocaine.
- History of Positive Drug Tests for Meth
  - 82 (100%) were not tested or tested negative for Meth.
- COMPAS Recidivism Risk Level
  - 22 (27%) were at “Low” risk to recidivate.
  - 32 (39%) were at “Medium” risk to recidivate.
  - 26 (32%) were at “High” risk to recidivate.
  - 2 (2%) did not have a recidivism risk level reported.

- Gang Affiliation
  - 7 (9%) had a known gang affiliation.
  - 75 (92%) did not have a known gang affiliation.

## District 39 (Harrisonburg P&P) – All Community Starters

(Includes the Counties of Page and Rockingham, and the City of Harrisonburg)

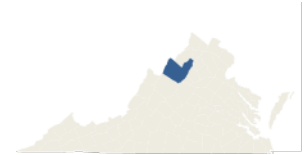


- 710 of the FY2017 community starters had Harrisonburg P&P as their primary supervision location.
- Gender
  - 547 (77%) Male
  - 163 (23%) Female
- Criminal History (prior to FY2017 community start date)
  - 345 (49%) had no history of state responsible terms of incarceration.
  - 191 (27%) had exactly one term of state responsible incarceration.
  - 88 (12%) had exactly two terms of state responsible incarceration.
  - 86 (12%) had at least three terms of state responsible incarceration.
- DOC Crime Type
  - 142 (20%) had a “Violent” most serious offense.
  - 330 (46%) had a “Property/Public Order” most serious offense.
  - 217 (31%) had a “Drug” most serious offense.
  - 21 (3%) did not have their offense information reported.
- Age on FY2017 Community Start Date
  - 281 (40%) were younger than age 30.
  - 281 (40%) were between ages 30 and 44.
  - 105 (15%) were between ages 45 and 54.
  - 43 (6%) were age 55 or older.
- Supervision Assignment Level
  - 21 (3%) had a “Low” supervision assignment level.
  - 493 (69%) had a “Medium” supervision assignment level.
  - 63 (9%) had an “Elevated” supervision assignment level.
  - 21 (3%) had a “High” supervision assignment level.
  - 112 (16%) did not have a supervision assignment level reported.
- History of Positive Drug Tests for Multiple Drugs (Both Opioids and Cocaine)
  - 58 (8%) had no drug test history.
  - 409 (58%) tested negative for Opioids or Cocaine.
  - 173 (24%) tested positive for Opioids only.
  - 38 (5%) tested positive for Cocaine only.
  - 32 (5%) tested positive for Opioids and Cocaine.
- History of Positive Drug Tests for Meth
  - 651 (92%) were not tested or tested negative for Meth.
  - 59 (8%) tested positive for Meth.
- COMPAS Recidivism Risk Level
  - 230 (32%) were at “Low” risk to recidivate.
  - 231 (33%) were at “Medium” risk to recidivate.
  - 147 (21%) were at “High” risk to recidivate.
  - 102 (14%) did not have a recidivism risk level reported.

- Gang Affiliation
  - 26 (4%) had a known gang affiliation.
  - 684 (96%) did not have a known gang affiliation.

## District 39 (Harrisonburg P&P) – Recidivating Supervisees

(Includes the Counties of Page and Rockingham, and the City of Harrisonburg)

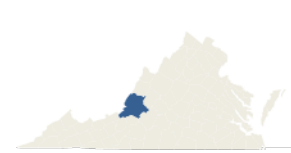


- 260 (36.6%) of the FY2017 community starters from Harrisonburg P&P were sentenced to a term of state responsible incarceration within three years of their community start date.
- Gender
  - 221 (85%) Male
  - 39 (15%) Female
- Criminal History
  - 86 (33%) had no history of state responsible terms of incarceration.
  - 76 (29%) had exactly one term of state responsible incarceration.
  - 45 (17%) had exactly two terms of state responsible incarceration.
  - 53 (20%) had at least three terms of state responsible incarceration.
- DOC Crime Type
  - 62 (24%) had a “Violent” most serious offense.
  - 134 (52%) had a “Property/Public Order” most serious offense.
  - 59 (23%) had a “Drug” most serious offense.
  - 5 (2%) did not have their offense information reported.
- Age on FY2017 Community Start Date
  - 100 (38%) were younger than age 30.
  - 121 (47%) were between ages 30 and 44.
  - 32 (12%) were between ages 45 and 54.
  - 7 (3%) were age 55 or older.
- Supervision Assignment Level
  - 4 (2%) had a “Low” supervision assignment level.
  - 183 (70%) had a “Medium” supervision assignment level.
  - 45 (17%) had an “Elevated” supervision assignment level.
  - 14 (5%) had a “High” supervision assignment level.
  - 14 (5%) did not have a supervision assignment level reported.
- History of Positive Drug Tests for Multiple Drugs (Both Opioids and Cocaine)
  - 7 (3%) had no drug test history.
  - 147 (57%) tested negative for Opioids or Cocaine.
  - 72 (28%) tested positive for Opioids only.
  - 20 (8%) tested positive for Cocaine only.
  - 14 (5%) tested positive for Opioids and Cocaine.
- History of Positive Drug Tests for Meth
  - 231 (89%) were not tested or tested negative for Meth.
  - 29 (11%) tested positive for Meth.
- COMPAS Recidivism Risk Level
  - 73 (28%) were at “Low” risk to recidivate.
  - 101 (39%) were at “Medium” risk to recidivate.
  - 83 (32%) were at “High” risk to recidivate.
  - 3 (1%) did not have a recidivism risk level reported.

- Gang Affiliation
  - 14 (5%) had a known gang affiliation.
  - 246 (95%) did not have a known gang affiliation.

## District 40 (Fincastle P&P) – All Community Starters

(Includes the Counties of Alleghany, Botetourt, and Craig, and the City of Covington)<sup>16</sup>



- 276 of the FY2017 community starters had Fincastle P&P as their primary supervision location.
- Gender
  - 204 (74%) Male
  - 72 (26%) Female
- Criminal History (prior to FY2017 community start date)
  - 179 (65%) had no history of state responsible terms of incarceration.
  - 66 (24%) had exactly one term of state responsible incarceration.
  - 21 (8%) had exactly two terms of state responsible incarceration.
  - 10 (4%) had at least three terms of state responsible incarceration.
- DOC Crime Type
  - 50 (18%) had a “Violent” most serious offense.
  - 94 (34%) had a “Property/Public Order” most serious offense.
  - 111 (40%) had a “Drug” most serious offense.
  - 21 (8%) did not have their offense information reported.
- Age on FY2017 Community Start Date
  - 120 (43%) were younger than age 30.
  - 111 (40%) were between ages 30 and 44.
  - 29 (11%) were between ages 45 and 54.
  - 16 (6%) were age 55 or older.
- Supervision Assignment Level
  - 6 (2%) had a “Low” supervision assignment level.
  - 192 (70%) had a “Medium” supervision assignment level.
  - 32 (12%) had an “Elevated” supervision assignment level.
  - 8 (3%) had a “High” supervision assignment level.
  - 38 (14%) did not have a supervision assignment level reported.
- History of Positive Drug Tests for Multiple Drugs (Both Opioids and Cocaine)
  - 34 (12%) had no drug test history.
  - 150 (54%) tested negative for Opioids or Cocaine.
  - 51 (18%) tested positive for Opioids only.
  - 17 (6%) tested positive for Cocaine only.
  - 24 (9%) tested positive for Opioids and Cocaine.
- History of Positive Drug Tests for Meth
  - 274 (99%) were not tested or tested negative for Meth.
  - 2 (1%) tested positive for Meth.

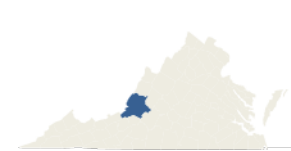
<sup>16</sup> On March 1, 2018, district boundaries were moved so that Rockbridge County, Buena Vista, and Lexington transferred from District 12 (Staunton P&P) to District 40 (Fincastle P&P).

- COMPAS Recidivism Risk Level
  - 94 (34%) were at “Low” risk to recidivate.
  - 76 (28%) were at “Medium” risk to recidivate.
  - 74 (27%) were at “High” risk to recidivate.
  - 32 (12%) did not have a recidivism risk level reported.
- Gang Affiliation
  - 7 (3%) had a known gang affiliation.
  - 269 (98%) did not have a known gang affiliation.



## District 40 (Fincastle P&P) – Recidivating Supervisees

(Includes the Counties of Alleghany, Botetourt, and Craig, and the City of Covington)<sup>17</sup>



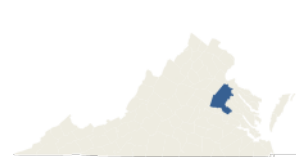
- 65 (23.6%) of the FY2017 community starters from Fincastle P&P were sentenced to a term of state responsible incarceration within three years of their community start date.
- Gender
  - 56 (86%) Male
  - 9 (14%) Female
- Criminal History
  - 30 (46%) had no history of state responsible terms of incarceration.
  - 22 (34%) had exactly one term of state responsible incarceration.
  - 8 (12%) had exactly two terms of state responsible incarceration.
  - 5 (8%) had at least three terms of state responsible incarceration.
- DOC Crime Type
  - 15 (23%) had a “Violent” most serious offense.
  - 20 (31%) had a “Property/Public Order” most serious offense.
  - 24 (37%) had a “Drug” most serious offense.
  - 6 (9%) did not have their offense information reported.
- Age on FY2017 Community Start Date
  - 26 (40%) were younger than age 30.
  - 35 (54%) were between ages 30 and 44.
  - 3 (5%) were between ages 45 and 54.
  - 1 (2%) was age 55 or older.
- Supervision Assignment Level
  - 46 (71%) had a “Medium” supervision assignment level.
  - 12 (18%) had an “Elevated” supervision assignment level.
  - 3 (5%) had a “High” supervision assignment level.
  - 4 (6%) did not have a supervision assignment level reported.
- History of Positive Drug Tests for Multiple Drugs (Both Opioids and Cocaine)
  - 5 (8%) had no drug test history.
  - 28 (43%) tested negative for Opioids or Cocaine.
  - 18 (28%) tested positive for Opioids only.
  - 8 (12%) tested positive for Cocaine only.
  - 6 (9%) tested positive for Opioids and Cocaine.
- History of Positive Drug Tests for Meth
  - 64 (99%) were not tested or tested negative for Meth.
  - 1 (2%) tested positive for Meth.

<sup>17</sup> On March 1, 2018, district boundaries were moved so that Rockbridge County, Buena Vista, and Lexington transferred from District 12 (Staunton P&P) to District 40 (Fincastle P&P).

- COMPAS Recidivism Risk Level
  - 16 (25%) were at “Low” risk to recidivate.
  - 24 (37%) were at “Medium” risk to recidivate.
  - 24 (37%) were at “High” risk to recidivate.
  - 1 (2%) did not have a recidivism risk level reported.
- Gang Affiliation
  - 3 (5%) had a known gang affiliation.
  - 62 (95%) did not have a known gang affiliation.

## District 41 (Ashland P&P) – All Community Starters

(Includes the Counties of Caroline and Hanover)

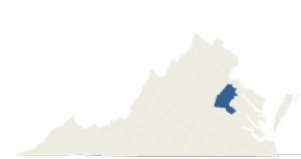


- 331 of the FY2017 community starters had Ashland P&P as their primary supervision location.
- Gender
  - 259 (78%) Male
  - 72 (22%) Female
- Criminal History (prior to FY2017 community start date)
  - 169 (51%) had no history of state responsible terms of incarceration.
  - 92 (28%) had exactly one term of state responsible incarceration.
  - 38 (11%) had exactly two terms of state responsible incarceration.
  - 32 (10%) had at least three terms of state responsible incarceration.
- DOC Crime Type
  - 81 (24%) had a “Violent” most serious offense.
  - 142 (43%) had a “Property/Public Order” most serious offense.
  - 96 (29%) had a “Drug” most serious offense.
  - 12 (4%) did not have their offense information reported.
- Age on FY2017 Community Start Date
  - 139 (42%) were younger than age 30.
  - 127 (38%) were between ages 30 and 44.
  - 41 (12%) were between ages 45 and 54.
  - 24 (7%) were age 55 or older.
- Supervision Assignment Level
  - 18 (5%) had a “Low” supervision assignment level.
  - 231 (70%) had a “Medium” supervision assignment level.
  - 40 (12%) had an “Elevated” supervision assignment level.
  - 10 (3%) had a “High” supervision assignment level.
  - 32 (10%) did not have a supervision assignment level reported.
- History of Positive Drug Tests for Multiple Drugs (Both Opioids and Cocaine)
  - 36 (11%) had no drug test history.
  - 135 (41%) tested negative for Opioids or Cocaine.
  - 59 (18%) tested positive for Opioids only.
  - 24 (7%) tested positive for Cocaine only.
  - 77 (23%) tested positive for Opioids and Cocaine.
- History of Positive Drug Tests for Meth
  - 329 (99%) were not tested or tested negative for Meth.
  - 2 (1%) tested positive for Meth.
- COMPAS Recidivism Risk Level
  - 78 (24%) were at “Low” risk to recidivate.
  - 102 (31%) were at “Medium” risk to recidivate.
  - 104 (31%) were at “High” risk to recidivate.
  - 47 (14%) did not have a recidivism risk level reported.

- Gang Affiliation
  - 11 (3%) had a known gang affiliation.
  - 320 (97%) did not have a known gang affiliation.

## District 41 (Ashland P&P) – Recidivating Supervisees

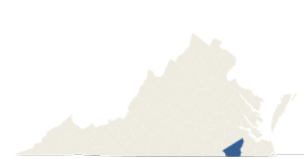
(Includes the Counties of Caroline and Hanover)



- 66 (19.9%) of the FY2017 community starters from Ashland P&P were sentenced to a term of state responsible incarceration within three years of their community start date.
- Gender
  - 49 (74%) Male
  - 17 (26%) Female
- Criminal History
  - 32 (48%) had no history of state responsible terms of incarceration.
  - 15 (23%) had exactly one term of state responsible incarceration.
  - 11 (17%) had exactly two terms of state responsible incarceration.
  - 8 (12%) had at least three terms of state responsible incarceration.
- DOC Crime Type
  - 11 (17%) had a “Violent” most serious offense.
  - 34 (52%) had a “Property/Public Order” most serious offense.
  - 21 (32%) had a “Drug” most serious offense.
- Age on FY2017 Community Start Date
  - 28 (42%) were younger than age 30.
  - 26 (39%) were between ages 30 and 44.
  - 5 (8%) were between ages 45 and 54.
  - 7 (11%) were age 55 or older.
- Supervision Assignment Level
  - 53 (80%) had a “Medium” supervision assignment level.
  - 8 (12%) had an “Elevated” supervision assignment level.
  - 3 (5%) had a “High” supervision assignment level.
  - 2 (3%) did not have a supervision assignment level reported.
- History of Positive Drug Tests for Multiple Drugs (Both Opioids and Cocaine)
  - 8 (12%) had no drug test history.
  - 16 (24%) tested negative for Opioids or Cocaine.
  - 11 (17%) tested positive for Opioids only.
  - 5 (8%) tested positive for Cocaine only.
  - 26 (39%) tested positive for Opioids and Cocaine.
- History of Positive Drug Tests for Meth
  - 66 (100%) were not tested or tested negative for Meth.
- COMPAS Recidivism Risk Level
  - 10 (15%) were at “Low” risk to recidivate.
  - 18 (27%) were at “Medium” risk to recidivate.
  - 35 (53%) were at “High” risk to recidivate.
  - 3 (5%) did not have a recidivism risk level reported.
- Gang Affiliation
  - 3 (5%) had a known gang affiliation.
  - 63 (96%) did not have a known gang affiliation.

## District 42 (Franklin P&P) – All Community Starters

(Includes the County of Southampton and the City of Franklin)

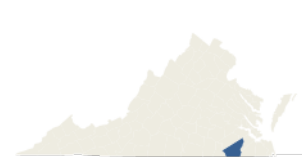


- 115 of the FY2017 community starters had Franklin P&P as their primary supervision location.
- Gender
  - 93 (81%) Male
  - 21 (18%) Female
  - 1 (1%) Other
- Criminal History (prior to FY2017 community start date)
  - 48 (42%) had no history of state responsible terms of incarceration.
  - 36 (31%) had exactly one term of state responsible incarceration.
  - 19 (17%) had exactly two terms of state responsible incarceration.
  - 12 (10%) had at least three terms of state responsible incarceration.
- DOC Crime Type
  - 34 (30%) had a “Violent” most serious offense.
  - 60 (52%) had a “Property/Public Order” most serious offense.
  - 17 (15%) had a “Drug” most serious offense.
  - 4 (3%) did not have their offense information reported.
- Age on FY2017 Community Start Date
  - 29 (25%) were younger than age 30.
  - 60 (52%) were between ages 30 and 44.
  - 18 (16%) were between ages 45 and 54.
  - 8 (7%) were age 55 or older.
- Supervision Assignment Level
  - 2 (2%) had a “Low” supervision assignment level.
  - 72 (63%) had a “Medium” supervision assignment level.
  - 14 (12%) had an “Elevated” supervision assignment level.
  - 1 (1%) had a “High” supervision assignment level.
  - 26 (23%) did not have a supervision assignment level reported.
- History of Positive Drug Tests for Multiple Drugs (Both Opioids and Cocaine)
  - 6 (5%) had no drug test history.
  - 69 (60%) tested negative for Opioids or Cocaine.
  - 7 (6%) tested positive for Opioids only.
  - 23 (20%) tested positive for Cocaine only.
  - 10 (9%) tested positive for Opioids and Cocaine.
- History of Positive Drug Tests for Meth
  - 115 (100%) were not tested or tested negative for Meth.
- COMPAS Recidivism Risk Level
  - 39 (34%) were at “Low” risk to recidivate.
  - 41 (36%) were at “Medium” risk to recidivate.
  - 21 (18%) were at “High” risk to recidivate.
  - 14 (12%) did not have a recidivism risk level reported.

- Gang Affiliation
  - 7 (6%) had a known gang affiliation.
  - 108 (94%) did not have a known gang affiliation.

## District 42 (Franklin P&P) – Recidivating Supervisees

(Includes the County of Southampton and the City of Franklin)

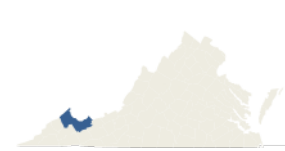


- 27 (23.5%) of the FY2017 community starters from Franklin P&P were sentenced to a term of state responsible incarceration within three years of their community start date.
- Gender
  - 23 (85%) Male
  - 4 (15%) Female
- Criminal History
  - 9 (33%) had no history of state responsible terms of incarceration.
  - 7 (26%) had exactly one term of state responsible incarceration.
  - 6 (22%) had exactly two terms of state responsible incarceration.
  - 5 (19%) had at least three terms of state responsible incarceration.
- DOC Crime Type
  - 7 (26%) had a “Violent” most serious offense.
  - 17 (63%) had a “Property/Public Order” most serious offense.
  - 2 (7%) had a “Drug” most serious offense.
  - 1 (4%) did not have their offense information reported.
- Age on FY2017 Community Start Date
  - 9 (33%) were younger than age 30.
  - 13 (48%) were between ages 30 and 44.
  - 5 (19%) were between ages 45 and 54.
- Supervision Assignment Level
  - 20 (74%) had a “Medium” supervision assignment level.
  - 2 (7%) had an “Elevated” supervision assignment level.
  - 5 (19%) did not have a supervision assignment level reported.
- History of Positive Drug Tests for Multiple Drugs (Both Opioids and Cocaine)
  - 3 (11%) had no drug test history.
  - 13 (48%) tested negative for Opioids or Cocaine.
  - 9 (33%) tested positive for Cocaine only.
  - 2 (7%) tested positive for Opioids and Cocaine.
- History of Positive Drug Tests for Meth
  - 27 (100%) were not tested or tested negative for Meth.
- COMPAS Recidivism Risk Level
  - 9 (33%) were at “Low” risk to recidivate.
  - 12 (44%) were at “Medium” risk to recidivate.
  - 6 (22%) were at “High” risk to recidivate.
- Gang Affiliation
  - 2 (7%) had a known gang affiliation.
  - 25 (93%) did not have a known gang affiliation.



## District 43 (Tazewell P&P) – All Community Starters

(Includes the Counties of Buchanan and Tazewell)

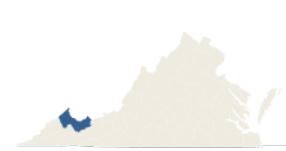


- 949 of the FY2017 community starters had Tazewell P&P as their primary supervision location.
- Gender
  - 601 (63%) Male
  - 348 (37%) Female
- Criminal History (prior to FY2017 community start date)
  - 506 (53%) had no history of state responsible terms of incarceration.
  - 277 (29%) had exactly one term of state responsible incarceration.
  - 115 (12%) had exactly two terms of state responsible incarceration.
  - 51 (5%) had at least three terms of state responsible incarceration.
- DOC Crime Type
  - 136 (14%) had a “Violent” most serious offense.
  - 548 (58%) had a “Property/Public Order” most serious offense.
  - 224 (24%) had a “Drug” most serious offense.
  - 41 (4%) did not have their offense information reported.
- Age on FY2017 Community Start Date
  - 251 (26%) were younger than age 30.
  - 460 (48%) were between ages 30 and 44.
  - 169 (18%) were between ages 45 and 54.
  - 69 (7%) were age 55 or older.
- Supervision Assignment Level
  - 35 (4%) had a “Low” supervision assignment level.
  - 449 (47%) had a “Medium” supervision assignment level.
  - 36 (4%) had an “Elevated” supervision assignment level.
  - 429 (45%) did not have a supervision assignment level reported.
- History of Positive Drug Tests for Multiple Drugs (Both Opioids and Cocaine)
  - 106 (11%) had no drug test history.
  - 2 (<1%) were not tested for Opioids or Cocaine.
  - 467 (49%) tested negative for Opioids or Cocaine.
  - 261 (28%) tested positive for Opioids only.
  - 33 (3%) tested positive for Cocaine only.
  - 80 (8%) tested positive for Opioids and Cocaine.
- History of Positive Drug Tests for Meth
  - 905 (95%) were not tested or tested negative for Meth.
  - 44 (5%) tested positive for Meth.
- COMPAS Recidivism Risk Level
  - 236 (25%) were at “Low” risk to recidivate.
  - 220 (23%) were at “Medium” risk to recidivate.
  - 97 (10%) were at “High” risk to recidivate.
  - 396 (42%) did not have a recidivism risk level reported.

- Gang Affiliation
  - 16 (2%) had a known gang affiliation.
  - 933 (98%) did not have a known gang affiliation.

## District 43 (Tazewell P&P) – Recidivating Supervisees

(Includes the Counties of Buchanan and Tazewell)



- 147 (15.5%) of the FY2017 community starters from Tazewell P&P were sentenced to a term of state responsible incarceration within three years of their community start date.
- Gender
  - 105 (71%) Male
  - 42 (29%) Female
- Criminal History
  - 59 (40%) had no history of state responsible terms of incarceration.
  - 43 (29%) had exactly one term of state responsible incarceration.
  - 29 (20%) had exactly two terms of state responsible incarceration.
  - 16 (11%) had at least three terms of state responsible incarceration.
- DOC Crime Type
  - 22 (15%) had a “Violent” most serious offense.
  - 101 (69%) had a “Property/Public Order” most serious offense.
  - 20 (14%) had a “Drug” most serious offense.
  - 4 (3%) did not have their offense information reported.
- Age on FY2017 Community Start Date
  - 46 (31%) were younger than age 30.
  - 80 (54%) were between ages 30 and 44.
  - 16 (11%) were between ages 45 and 54.
  - 5 (3%) were age 55 or older.
- Supervision Assignment Level
  - 1 (1%) had a “Low” supervision assignment level.
  - 110 (75%) had a “Medium” supervision assignment level.
  - 6 (4%) had an “Elevated” supervision assignment level.
  - 30 (20%) did not have a supervision assignment level reported.
- History of Positive Drug Tests for Multiple Drugs (Both Opioids and Cocaine)
  - 9 (6%) had no drug test history.
  - 54 (37%) tested negative for Opioids or Cocaine.
  - 49 (33%) tested positive for Opioids only.
  - 5 (3%) tested positive for Cocaine only.
  - 30 (20%) tested positive for Opioids and Cocaine.
- History of Positive Drug Tests for Meth
  - 138 (94%) were not tested or tested negative for Meth.
  - 9 (6%) tested positive for Meth.
- COMPAS Recidivism Risk Level
  - 46 (31%) were at “Low” risk to recidivate.
  - 54 (37%) were at “Medium” risk to recidivate.
  - 37 (25%) were at “High” risk to recidivate.
  - 10 (7%) did not have a recidivism risk level reported.

- Gang Affiliation
  - 3 (2%) had a known gang affiliation.
  - 144 (98%) did not have a known gang affiliation.

## Administrative P&P – All Community Starters<sup>18</sup>

- 260 of the FY2017 community starters had Administrative P&P as their primary supervision location.
- Gender
  - 226 (87%) Male
  - 34 (13%) Female
- Criminal History (prior to FY2017 community start date)
  - 91 (35%) had no history of state responsible terms of incarceration.
  - 113 (43%) had exactly one term of state responsible incarceration.
  - 34 (13%) had exactly two terms of state responsible incarceration.
  - 22 (8%) had at least three terms of state responsible incarceration.
- DOC Crime Type
  - 70 (27%) had a “Violent” most serious offense.
  - 124 (48%) had a “Property/Public Order” most serious offense.
  - 62 (24%) had a “Drug” most serious offense.
  - 4 (2%) did not have their offense information reported.
- Age on FY2017 Community Start Date
  - 90 (35%) were younger than age 30.
  - 131 (50%) were between ages 30 and 44.
  - 28 (11%) were between ages 45 and 54.
  - 11 (4%) were age 55 or older.
- Supervision Assignment Level
  - 13 (5%) had a “Low” supervision assignment level.
  - 180 (69%) had a “Medium” supervision assignment level.
  - 17 (7%) had an “Elevated” supervision assignment level.
  - 7 (3%) had a “High” supervision assignment level.
  - 43 (17%) did not have a supervision assignment level reported.
- History of Positive Drug Tests for Multiple Drugs (Both Opioids and Cocaine)
  - 74 (28%) had no drug test history.
  - 124 (48%) tested negative for Opioids or Cocaine.
  - 15 (6%) tested positive for Opioids only.
  - 20 (8%) tested positive for Cocaine only.
  - 27 (10%) tested positive for Opioids and Cocaine.
- History of Positive Drug Tests for Meth
  - 257 (99%) were not tested or tested negative for Meth.
  - 3 (1%) tested positive for Meth.

---

<sup>18</sup> DOC Operating Procedure 920.1 states that “when a probationer/parolee is expected to be unavailable for active supervision (generally for a period to exceed 6 months), the case may be placed in Administrative P&P.”

- COMPAS Recidivism Risk Level
  - 32 (12%) were at “Low” risk to recidivate.
  - 43 (17%) were at “Medium” risk to recidivate.
  - 44 (17%) were at “High” risk to recidivate.
  - 141 (54%) did not have a recidivism risk level reported.
- Gang Affiliation
  - 21 (8%) had a known gang affiliation.
  - 239 (92%) did not have a known gang affiliation.

## *Administrative P&P – Recidivating Supervisees<sup>19</sup>*

- 41 (15.8%) of the FY2017 community starters from Administrative P&P were sentenced to a term of state responsible incarceration within three years of their community start date.
- Gender
  - 33 (80%) Male
  - 8 (20%) Female
- Criminal History
  - 12 (29%) had no history of state responsible terms of incarceration.
  - 20 (49%) had exactly one term of state responsible incarceration.
  - 6 (15%) had exactly two terms of state responsible incarceration.
  - 3 (7%) had at least three terms of state responsible incarceration.
- DOC Crime Type
  - 13 (32%) had a “Violent” most serious offense.
  - 17 (41%) had a “Property/Public Order” most serious offense.
  - 11 (27%) had a “Drug” most serious offense.
- Age on FY2017 Community Start Date
  - 18 (44%) were younger than age 30.
  - 18 (44%) were between ages 30 and 44.
  - 2 (5%) were between ages 45 and 54.
  - 3 (7%) were age 55 or older.
- Supervision Assignment Level
  - 1 (2%) had a “Low” supervision assignment level.
  - 26 (63%) had a “Medium” supervision assignment level.
  - 5 (12%) had an “Elevated” supervision assignment level.
  - 9 (22%) did not have a supervision assignment level reported.
- History of Positive Drug Tests for Multiple Drugs (Both Opioids and Cocaine)
  - 13 (32%) had no drug test history.
  - 19 (46%) tested negative for Opioids or Cocaine.
  - 4 (10%) tested positive for Opioids only.
  - 3 (7%) tested positive for Cocaine only.
  - 2 (5%) tested positive for Opioids and Cocaine.
- History of Positive Drug Tests for Meth
  - 41 (100%) were not tested or tested negative for Meth.
- COMPAS Recidivism Risk Level
  - 8 (20%) were at “Low” risk to recidivate.
  - 12 (29%) were at “Medium” risk to recidivate.
  - 15 (37%) were at “High” risk to recidivate.
  - 6 (15%) did not have a recidivism risk level reported.

---

<sup>19</sup> DOC Operating Procedure 920.1 states that “when a probationer/parolee is expected to be unavailable for active supervision (generally for a period to exceed 6 months), the case may be placed in Administrative P&P.”

- Gang Affiliation
  - 4 (10%) had a known gang affiliation.
  - 37 (90%) did not have a known gang affiliation.



## Voice Verification Biometrics Unit (VVBU)<sup>20</sup> – All Community Starters

- 3,332 of the FY2017 community starters had VVBU as their primary supervision location.
- Gender
  - 2,276 (68%) Male
  - 1,052 (32%) Female
  - 4 (<1%) Other
- Criminal History (prior to FY2017 community start date)
  - 1,856 (56%) had no history of state responsible terms of incarceration.
  - 1,021 (31%) had exactly one term of state responsible incarceration.
  - 282 (8%) had exactly two terms of state responsible incarceration.
  - 173 (5%) had at least three terms of state responsible incarceration.
- DOC Crime Type
  - 727 (22%) had a “Violent” most serious offense.
  - 1,511 (45%) had a “Property/Public Order” most serious offense.
  - 950 (29%) had a “Drug” most serious offense.
  - 144 (4%) did not have their offense information reported.
- Age on FY2017 Community Start Date
  - 771 (23%) were younger than age 30.
  - 1,425 (43%) were between ages 30 and 44.
  - 714 (21%) were between ages 45 and 54.
  - 422 (13%) were age 55 or older.
- Supervision Assignment Level
  - 3,210 (96%) had a “Low” supervision assignment level.
  - 120 (4%) had a “Medium” supervision assignment level.
  - 2 (<1%) did not have a supervision assignment level reported.
- History of Positive Drug Tests for Multiple Drugs (Both Opioids and Cocaine)
  - 131 (4%) had no drug test history.
  - 7 (<1%) were not tested for Opioids or Cocaine.
  - 2,667 (80%) tested negative for Opioids or Cocaine.
  - 359 (11%) tested positive for Opioids only.
  - 112 (3%) tested positive for Cocaine only.
  - 56 (2%) tested positive for Opioids and Cocaine.
- History of Positive Drug Tests for Meth
  - 3,324 (>99%) were not tested or tested negative for Meth.
  - 8 (<1%) tested positive for Meth.
- COMPAS Recidivism Risk Level
  - 2,350 (71%) were at “Low” risk to recidivate.
  - 700 (21%) were at “Medium” risk to recidivate.
  - 184 (6%) were at “High” risk to recidivate.
  - 98 (3%) did not have a recidivism risk level reported.

---

<sup>20</sup> VVBU primarily serves low-risk supervisees on community supervision. Similar to district officer supervision, supervisees are assigned a VVBU specialist whom they are required to meet with for monthly report interviews and to report new information (e.g., change of phone number or address) within three days (OP 920.1).

- Gang Affiliation
  - 35 (1%) had a known gang affiliation.
  - 3,297 (99%) did not have a known gang affiliation.

## *Voice Verification Biometrics Unit (VVBU) – Recidivating Supervisees*

- 52 (1.6%) of the FY2017 community starters from VVBU were sentenced to a term of state responsible incarceration within three years of their community start date.
- Gender
  - 43 (83%) Male
  - 9 (17%) Female
- Criminal History
  - 21 (40%) had no history of state responsible terms of incarceration.
  - 20 (38%) had exactly one term of state responsible incarceration.
  - 5 (10%) had exactly two terms of state responsible incarceration.
  - 6 (12%) had at least three terms of state responsible incarceration.
- DOC Crime Type
  - 11 (21%) had a “Violent” most serious offense.
  - 28 (54%) had a “Property/Public Order” most serious offense.
  - 12 (23%) had a “Drug” most serious offense.
  - 1 (2%) did not have their offense information reported.
- Age on FY2017 Community Start Date
  - 12 (23%) were younger than age 30.
  - 25 (48%) were between ages 30 and 44.
  - 11 (21%) were between ages 45 and 54.
  - 4 (8%) were age 55 or older.
- Supervision Assignment Level
  - 46 (88%) had a “Low” supervision assignment level.
  - 6 (12%) had a “Medium” supervision assignment level.
- History of Positive Drug Tests for Multiple Drugs (Both Opioids and Cocaine)
  - 1 (2%) had no drug test history.
  - 39 (75%) tested negative for Opioids or Cocaine.
  - 7 (13%) tested positive for Opioids only.
  - 3 (6%) tested positive for Cocaine only.
  - 2 (4%) tested positive for Opioids and Cocaine.
- History of Positive Drug Tests for Meth
  - 52 (100%) were not tested or tested negative for Meth.
- COMPAS Recidivism Risk Level
  - 41 (79%) were at “Low” risk to recidivate.
  - 10 (19%) were at “Medium” risk to recidivate.
  - 1 (2%) was at “High” risk to recidivate.
- Gang Affiliation
  - 52 (100%) did not have a known gang affiliation.

## *Time to Recidivate in Days by Characteristics*

Just as recidivism rates vary among supervisees with different offense types and risk characteristics, the time to recidivate also varies. This section shows recidivism rates and time to recidivate by demographics, substance use test results history, criminal history, supervision level, and COMPAS recidivism risk level of the supervisees. The tables below show the number of days from the start of community supervision to the recidivated date among FY2017 community starters that recidivated and the percent of supervisees who recidivated. For each category, four quartiles and the average time to recidivate are displayed. For example, of the 4,861 males who recidivated, 25% had an SR incarceration within 328 days, one-half had an SR incarceration within 546 days, 75% had an SR incarceration within 779 days and all were within 1,095 days. On average, male recidivists had an SR incarceration within 551 days (1.5 years) of their community start date. Of all males who started community supervision in FY2017, 21% had an SR incarceration within three years.

Demographic factors such as gender and age have been found to be predictors of recidivism. Even though males are more likely to recidivate, they spent longer on average in the community prior to recidivating than female supervisees (551 and 519 days, respectively). The same pattern is seen with age of the supervisee at community start; supervisees younger than 30 years old are more likely to recidivate but spend more time in the community (556 days) prior to recidivating than supervisees aged 30 or older (513-543 days). Black recidivists spent, on average, 20 more days in the community before recidivating than White recidivists (557 and 537 days, respectively). The rate of recidivism among Black and White supervisees was identical (19.3%).

Drug use has also been found to be associated with increased risk of recidivism. Recidivists who tested negative for opioids and cocaine spent, on average, 9 fewer days in the community before having an SR incarceration than recidivists who tested positive for opioids and cocaine (557 and 566 days, respectively). Recidivists who tested positive for only opioids spent, on average, 538 days in the community before starting an SR incarceration. Recidivists with positive drug test histories are likely to receive treatment while on community supervision, which may be the reason those individuals have a similar time to recidivate as those without positive drug test histories.

Criminal history is also a known factor in predicting recidivism. Recidivists who had two prior SR terms of incarceration spent less time in the community before starting an SR incarceration term than recidivists with one or no history of SR incarcerations. Recidivists whose most serious offense was “Drug” spent, on average, 15 to 27 more days in the community than recidivists with violent (562 and 547 days, respectively) or property/public order crime types (562 and 535 days, respectively).

The COMPAS risk and needs assessment tool is used by the VADOC to determine risk of general recidivism. The likelihood of recidivating increased as COMPAS risk increased. Similarly, of the recidivists who had a supervision level assigned, recidivists who were supervised at a high level spent, on average, 5 fewer days in the community than recidivists supervised at a low level (571 and 576 days, respectively). Recidivists who were supervised at an elevated level, on average, spent the least amount of time in the community before starting an SR incarceration (514 days).

Time to Recidivate in Days for FY2017 Community Starters								
Percentiles		N	25th	50th*	75th	100th	Average	Recidivism Rate
<b>All Recidivists</b>		<b>5,884</b>	316	539	776	1,095	545	<b>19.2%</b>
<b>Gender</b>								
	Male	4,861	328	546	779	1,095	551	21.0%
	Female	1,023	283	501	748	1,094	519	13.7%
<b>Race</b>								
	Black	2,525	329	558	785	1,095	557	19.3%
	White	3,350	312	522	770	1,095	537	19.3%
	American Indian or Alaskan Native	0	--	--	--	--	--	--
	Asian or Pacific Islander	7	279	399	717	1,091	473	4.8%
	Unknown	2	143	412	--	681	412	3.3%
<b>Age at Community Start Date</b>								
	Younger than Age 30	2,341	341	551	772	1,093	556	21.9%
	Between Ages 30 and 44	2,567	305	533	784	1,095	543	20.0%
	Between Ages 45 and 54	748	280	533	762	1,094	531	15.7%
	Age 55 or Older	228	268	506	757	1,088	513	9.5%
<b>History of Positive Drug Tests (Opioids &amp; Cocaine)</b>								
	No Drug Test History	429	161	379	620	1,095	417	12.3%
	Not Tested for Opioids or Cocaine	2	139	195	--	251	195	6.5%
	Negative Test Opioids and/or Cocaine	2,477	329	554	788	1,094	557	15.1%
	Positive Only Opioids	930	311	523	776	1,093	538	23.5%
	Positive Only Cocaine	1,035	332	561	791	1,095	558	28.3%
	Positive both Opioids and Cocaine	1,011	358	554	778	1,094	566	32.3%
<b>History of Positive Drug Tests (Methamphetamine)</b>								
	No Drug Test History	429	161	379	620	1,095	417	12.3%
	Not Tested for Methamphetamines	4,619	337	554	783	1,095	558	19.1%
	Negative Test Methamphetamines	685	296	524	782	1,092	538	26.1%
	Positive Test Methamphetamines	151	289	559	822	1,093	551	37.2%
<b>Criminal History</b>								
	No History of SR Terms of Incarceration	2,079	313	533	767	1,093	542	14.1%
	Exactly One Term of SR Incarceration	1,741	329	552	792	1,095	553	19.1%
	Exactly Two Terms of SR Incarceration	955	316	525	767	1,094	539	26.8%
	At Least Three Terms of SR Incarceration	1,109	309	535	779	1,093	545	34.2%
<b>Violent by §17.1-805**</b>								
	No	3,413	314	539	777	1,095	543	16.9%
	Yes	2,471	319	536	774	1,094	549	23.6%
<b>Crime Type</b>								
	Violent	1,505	317	545	771	1,093	547	20.5%
	Property/Public Order	2,929	308	523	760	1,095	535	21.1%
	Drug	1,342	335	555	808	1,093	562	16.2%
	Not Yet Reported	108	365	580	842	1,090	594	9.4%

\*50th percentile=Median.

\*\*§17.1-805 outlines the adoption of initial discretionary sentencing guideline midpoints that enhances sentence lengths.

Time to Recidivate in Days for FY2017 Community Starters							
Percentiles	N	25th	50th*	75th	100th	Average	Recidivism Rate
<b>All Recidivists</b>	<b>5,884</b>	<b>316</b>	<b>538</b>	<b>776</b>	<b>1,095</b>	<b>545</b>	<b>19.2%</b>
<b>Most Serious Offense</b>							
Capital Murder	--	--	--	--	--	--	--
Homicide- 1st	13	360	592	754	951	566	7.0%
Homicide-2nd	--	--	--	--	--	--	--
Manslaughter	15	398	636	855	1,082	637	11.6%
Abduction	71	335	586	744	1,089	562	18.6%
Rape/Sexual Assault	282	251	441	683	1,093	486	24.7%
Robbery	299	390	623	781	1,092	586	20.3%
Assault	658	324	545	772	1,093	548	20.8%
Weapons	167	332	557	826	1,079	559	20.7%
Arson	16	465	527	785	953	573	18.0%
Burglary/B&E	616	306	514	755	1,094	534	28.8%
Larceny/Fraud	1,916	315	530	763	1,095	540	20.1%
Conspiracy	2	108	123	--	138	123	6.7%
Sex Offense	28	194	303	516	870	356	13.2%
DUI	116	417	614	808	1,078	601	15.3%
Habitual Offender	103	316	542	829	1,093	553	15.7%
Other Non-Violent	132	148	403	711	1,082	439	27.4%
Drug Sales	529	339	569	818	1,093	576	15.4%
Drug Possession	813	327	541	804	1,093	553	16.7%
Not Reported	108	365	580	842	1,090	594	9.4%
<b>Supervision Assignment Level</b>							
Low	164	260	635	850	1,093	576	3.5%
Medium	3,980	312	548	782	1,094	547	22.8%
Elevated	896	305	483	701	1,095	514	34.8%
High	437	401	549	744	1,092	571	44.1%
No Supervision Assignment Level Reported	407	294	570	825	1,095	559	8.1%
<b>COMPAS Risk of General Recidivism</b>							
Low	1,120	294	539	811	1,093	547	13.0%
Medium	1,924	335	560	786	1,095	562	22.9%
High	2,561	341	541	763	1,094	551	34.5%
No Recidivism Risk Level Reported	279	109	277	619	1,095	376	4.5%
<b>Known Gang Affiliation</b>							
No Known Gang Affiliation	5,375	314	539	777	1,095	545	18.5%
Known Gang Affiliation	509	339	537	749	1,093	549	32.2%

\*50th percentile=Median.

## *Summary and Conclusions*

This report identified the risk factors that continue to play a statistically significant role in the prediction of recidivism among community starters. There was a 1.4% decrease in recidivism for the FY2017 cohort compared to the FY2016 cohort. Historically, gender, age, number of SR incarcerations, higher COMPAS risk level, and opioid and cocaine use have all been factors that contribute to a higher likelihood of recidivating. In the FY2017 group, these contributing factors persisted. Community starters that were male, younger, had one or more prior SR incarcerations, had a higher COMPAS risk level, had a history of testing positive for both opioids and cocaine, and/or had a history of testing positive meth (before and/or after community start) were more likely to recidivate. Known gang affiliation were also significant contributors to recidivism risk.