

Recidivism of Supervisees Starting Community Supervision During FY2018



Research - Evaluation Unit

Virginia Department of Corrections

February 2023

Table of Contents

Introduction.....	5
Methodology.....	6
Definitions of Key Terms & Measures.....	7
Characteristics and Results	9
All FY2018 Community Starters.....	10
<i>Recidivating FY2018 Community Starters.....</i>	<i>11</i>
District 1 (Richmond P&P) – All Community Starters	13
<i>District 1 (Richmond P&P) – Recidivating Supervisees.....</i>	<i>14</i>
District 2 (Norfolk P&P) – All Community Starters.....	15
<i>District 2 (Norfolk P&P) – Recidivating Supervisees.....</i>	<i>16</i>
District 3 (Portsmouth P&P) – All Community Starters.....	17
<i>District 3 (Portsmouth P&P) – Recidivating Supervisees</i>	<i>18</i>
District 4 (Accomac P&P) – All Community Starters.....	19
<i>District 4 (Accomac P&P) – Recidivating Supervisees.....</i>	<i>20</i>
District 5 (Gloucester P&P) – All Community Starters	21
<i>District 5 (Gloucester P&P) – Recidivating Supervisees.....</i>	<i>22</i>
District 6 (Suffolk P&P) – All Community Starters.....	23
<i>District 6 (Suffolk P&P) – Recidivating Supervisees</i>	<i>24</i>
District 7 (Petersburg P&P) – All Community Starters.....	25
<i>District 7 (Petersburg P&P) – Recidivating Supervisees.....</i>	<i>26</i>
District 8 (South Boston P&P) – All Community Starters.....	27
<i>District 8 (South Boston P&P) – Recidivating Supervisees.....</i>	<i>28</i>
District 9 (Charlottesville P&P) – All Community Starters	29
<i>District 9 (Charlottesville P&P) – Recidivating Supervisees.....</i>	<i>30</i>
District 10 (Arlington P&P) – All Community Starters	31
<i>District 10 (Arlington P&P) – Recidivating Supervisees</i>	<i>32</i>
District 11 (Winchester P&P) – All Community Starters.....	33
<i>District 11 (Winchester P&P) – Recidivating Supervisees.....</i>	<i>34</i>
District 12 (Staunton P&P) – All Community Starters	35
<i>District 12 (Staunton P&P) – Recidivating Supervisees</i>	<i>36</i>
District 13 (Lynchburg P&P) – All Community Starters.....	37
<i>District 13 (Lynchburg P&P) – Recidivating Supervisees.....</i>	<i>38</i>
District 14 (Danville P&P) – All Community Starters.....	39

<i>District 14 (Danville P&P) – Recidivating Supervisees</i>	40
District 15 (Roanoke P&P) – All Community Starters.....	41
<i>District 15 (Roanoke P&P) – Recidivating Supervisees</i>	42
District 16 (Wytheville P&P) – All Community Starters.....	43
<i>District 16 (Wytheville P&P) – Recidivating Supervisees</i>	44
District 17 (Abingdon P&P) – All Community Starters.....	45
<i>District 17 (Abingdon P&P) – Recidivating Supervisees</i>	46
District 18 (Norton P&P) – All Community Starters.....	47
<i>District 18 (Norton P&P) – Recidivating Supervisees</i>	48
District 19 (Newport News P&P) – All Community Starters.....	49
<i>District 19 (Newport News P&P) – Recidivating Supervisees</i>	50
District 20 (Bedford P&P) – All Community Starters.....	51
<i>District 20 (Bedford P&P) – Recidivating Supervisees</i>	52
District 21 (Fredericksburg P&P) – All Community Starters.....	53
<i>District 21 (Fredericksburg P&P) – Recidivating Supervisees</i>	54
District 22 (Martinsville P&P) – All Community Starters.....	55
<i>District 22 (Martinsville P&P) – Recidivating Supervisees</i>	56
District 23 (Virginia Beach P&P) – All Community Starters.....	57
<i>District 23 (Virginia Beach P&P) – Recidivating Supervisees</i>	58
District 24 (Farmville P&P) – All Community Starters.....	59
<i>District 24 (Farmville P&P) – Recidivating Supervisees</i>	60
District 25 (Leesburg P&P) – All Community Starters.....	61
<i>District 25 (Leesburg P&P) – Recidivating Supervisees</i>	62
District 26 (Culpeper P&P) – All Community Starters.....	63
<i>District 26 (Culpeper P&P) – Recidivating Supervisees</i>	64
District 27 (Chesterfield P&P) – All Community Starters.....	65
<i>District 27 (Chesterfield P&P) – Recidivating Supervisees</i>	66
District 28 (Radford P&P) – All Community Starters.....	67
<i>District 28 (Radford P&P) – Recidivating Supervisees</i>	68
District 29 (Fairfax P&P) – All Community Starters.....	69
<i>District 29 (Fairfax P&P) – Recidivating Supervisees</i>	70
District 30 (Hampton P&P) – All Community Starters.....	71
<i>District 30 (Hampton P&P) – Recidivating Supervisees</i>	72
District 31 (Chesapeake P&P) – All Community Starters.....	73

<i>District 31 (Chesapeake P&P) – Recidivating Supervisees</i>	74
District 32 (Henrico P&P) – All Community Starters	75
<i>District 32 (Henrico P&P) – Recidivating Supervisees</i>	76
District 33 (Warsaw P&P) – All Community Starters.....	77
<i>District 33 (Warsaw P&P) – Recidivating Supervisees</i>	78
District 34 (Williamsburg P&P) – All Community Starters.....	79
<i>District 34 (Williamsburg P&P) – Recidivating Supervisees</i>	80
District 35 (Manassas P&P) – All Community Starters.....	81
<i>District 35 (Manassas P&P) – Recidivating Supervisees</i>	82
District 36 (Alexandria P&P) – All Community Starters	83
<i>District 36 (Alexandria P&P) – Recidivating Supervisees</i>	84
District 37 (Rocky Mount P&P) – All Community Starters.....	85
<i>District 37 (Rocky Mount P&P) – Recidivating Supervisees</i>	86
District 38 (Emporia P&P) – All Community Starters	87
<i>District 38 (Emporia P&P) – Recidivating Supervisees</i>	88
District 39 (Harrisonburg P&P) – All Community Starters.....	89
<i>District 39 (Harrisonburg P&P) – Recidivating Supervisees</i>	90
District 40 (Fincastle P&P) – All Community Starters	91
<i>District 40 (Fincastle P&P) – Recidivating Supervisees</i>	92
District 41 (Ashland P&P) – All Community Starters	93
<i>District 41 (Ashland P&P) – Recidivating Supervisees</i>	94
District 42 (Franklin P&P) – All Community Starters	95
<i>District 42 (Franklin P&P) – Recidivating Supervisees</i>	96
District 43 (Tazewell P&P) – All Community Starters	97
<i>District 43 (Tazewell P&P) – Recidivating Supervisees</i>	98
Administrative P&P – All Community Starters	99
<i>Administrative P&P – Recidivating Supervisees</i>	100
Voice Verification Biometrics Unit (VVBU) – All Community Starters.....	101
<i>Voice Verification Biometrics Unit (VVBU) – Recidivating Supervisees</i>	102
<i>Time to Recidivate in Days by Characteristics</i>	103
<i>Summary and Conclusions</i>	106

Introduction

One of the most revealing ways a correctional agency can assess its success is by measuring recidivism. The Virginia Department of Corrections (VADOC) has been doing this for years by calculating the three-year re-incarceration rate of its state responsible (SR) inmates released from a term of incarceration. Virginia has the second lowest three-year re-incarceration rate at 20.6% for SR inmates released in FY2018.¹

Measuring re-incarceration of SR Releases only tells part of the story. Not all supervisees entrusted to the VADOC's care experience incarceration. In fact, only 37% of the community starters analyzed in this study were released from SR incarceration in FY2018.² This means that the success or failure of supervisees cannot be assessed through the re-incarceration rate of SR Releases alone.

Measuring the recidivism of supervisees on community supervision is crucial in following VADOC's mission. After all, VADOC's work does not end upon an inmate's release from prison. In order to "enhance the quality of life in the Commonwealth by improving public safety," the VADOC needs to understand the level of success its supervisees in the community experience after receiving re-entry programming and services.

This report aims to explore the outcomes of community supervision, detailing the characteristics of the supervisees as well as those who become incarcerated during the three years following their supervision start date. Additionally, this report explores the time to recidivism among community recidivists by key characteristics.

For additional information, please contact:

Tama S. Celi, Ph.D.

Research Director

Virginia Department of Corrections

Tama.Celi@vadoc.virginia.gov

Brittney Via

Evaluation Unit Manager

Virginia Department of Corrections

Brittney.Via@vadoc.virginia.gov

Dakota Contois

Senior Research Analyst, Evaluation Unit

Virginia Department of Corrections

Dakota.Contois@vadoc.virginia.gov

¹ [VADOC Research – Evaluation Unit \(2023\), State Recidivism Comparison Report.](#)

² Includes FY2018 SR releases from jails.

Methodology

This project tracks the recidivism of supervisees who started community supervision with VADOC during FY2018. FY2018 was chosen as the year to analyze because it is the most recent year for which a three-year follow-up is available with mature data.³

A “community start” occurs when a supervisee transfers⁴ to a Probation and Parole (P&P) district from a location that is not a P&P district.⁵ In order to be considered a valid community start for the purposes of this project, the supervisee must have stayed at his/her starting P&P district location for more than two weeks (14 days),⁶ must have spent more time being supervised in a P&P district than on interstate compact supervision during the study period, and must not have served a sentence from another state.⁷ Because a supervisee may have had multiple community stays that exceeded two weeks during FY2018, this study analyzes the supervisee’s first community start with a stay of more than two weeks.

Because supervisees frequently move between P&P districts while on community supervision, supervisees in this study are classified by the P&P district where they were supervised for the longest time between their community start date and their three-year follow-up date (new court commitment date [NCC date] or parole revocation date if they recidivate).

Although Administrative P&P⁸ is not considered a P&P district in this study, supervisees are included in the Administrative P&P section of the report if that is the location where they spent the most time between their community start date and their three-year follow-up date (if they recidivated, their NCC date or parole revocation date). These supervisees are included in this report because they had a supervision obligation.

Supervisees are included in the Voice Verification Biometrics Unit (VVBU) section of the report because most of their time in the community was overseen by the VVBU, which primarily serves low-risk supervisees on community supervision.⁹ VVBU began its operations in September 2015.

A supervisee is considered a recidivist if he/she is sentenced to a term of state responsible incarceration¹⁰ within three years following his/her community start date, even if he/she is no longer on community supervision at the time of the recidivating offense. A supervisee is not considered a recidivist if he/she is not sentenced to a term of state responsible incarceration.

³ The data used in this report is current as of November 14, 2022.

⁴ The supervisee must have transferred from a location other than a P&P district to a P&P district for a reason other than investigation.

⁵ Locations that are not P&P districts include: local jails, VADOC facilities, Community Corrections Alternative Programs (CCAPs), Administrative P&P, Community Sex Offender Programs, Interstate Compact Community Supervision, Fugitive Unit, Detainer Unit, and Pre-release Unit. For this project, CCAPs are not considered community supervision locations because supervisees confined in these facilities are unlikely to have the same opportunities to recidivate as supervisees reporting to a P&P district.

⁶ The two week community stay requirement was added in order to exclude supervisees who present for supervision, but upon investigation, do not have a supervision obligation with VADOC.

⁷ 386 supervisees were removed due to serving an out of state sentence in a P&P district. Removing these supervisees produces a recidivism rate of 19.0% compared to a rate of 18.7% if they were left in the analysis.

⁸ Administrative P&P supervisees are those who are unavailable to be actively supervised by a district, generally for at least a six-month period. These supervisees may include absconders, supervisees with long hospital stays, or other supervisees who may be unavailable for active supervision.

⁹ Similar to district officer supervision, supervisees are assigned a VVBU specialist whom they are required to meet with for monthly report interviews and to report new information (e.g., change of phone number or address) within three days ([OP 920.1](#)).

¹⁰ 14 supervisees from the community starters included in the study had an SR parole violation within three years following their community start date. Seven were new crime parole violators and seven were technical parole violators.

Definitions of Key Terms & Measures

Age on FY2018 Community Start Date*† – The age of the supervisee on the date he/she began community supervision at a P&P district during FY2018.

COMPAS (Correctional Offender Management Profiling for Alternative Sanctions) – This represents the system of risk/needs assessments developed by Equivant in its Northpointe Suite. These assessments focus on dynamic risk factors that are known to affect recidivism, and are designed to aid in correctional intervention to decrease the likelihood of recidivism.¹¹

COMPAS Recidivism Risk Level*† – This represents the predictor of a supervisee’s likelihood to recidivate based on his/her specific criminogenic needs.

Criminal History*† – The number of SR incarcerations that a supervisee had before his/her community start date.

DOC Crime Type* – Indicates the crime type of the supervisee’s most serious offense for which he/she is currently on supervision. Includes the categories Violent, Property/Public Order (PPO), Drug, and Not Reported.

History of Positive Drug Tests for Multiple Drugs (Both Opioids and Cocaine)*† – The existence of at least one positive drug test result for opioids and/or cocaine in the time before their community start, until their recidivating date, or within three years post community start. Drug tests for alcohol were not analyzed.

History of Positive Drug Tests for Methamphetamine (Meth)*† – The existence of at least one positive drug test result for meth in the time before their community start, until their recidivating date, or within three years post community start. Drug tests for alcohol were not analyzed. Not everyone is tested for meth.¹²

Gender*† – The gender of the supervisee as recorded in VirginiaCORIS.

Gang Affiliation*† – The existence of at least one known affiliation with a recognized gang between their community start date and their recidivating date, or within three years post community start.

State Responsible (SR) – The SR definition has changed over time and is dependent on several factors: date of offense, offense type (felony or misdemeanor), sentence length and how the sentence is expressed (i.e., years, months, days, or some combination thereof). Any inmate who meets one of the SR criteria below is considered State Responsible.

¹¹ Equivant. (2017). Practitioner’s guide to COMPAS Core.

¹² 89% of supervisees in the study were not tested for meth.

* Indicates a measure included in the description of FY2018 community starters & recidivists (p. 10-102).

† Indicates a measure used in the statistical model developed to identify predictors of community recidivism (p. 9).

Offense Date	Offense Type	Sentence Length	Expressed In	State Responsible
Before 1/1/1995	At Least 1 Felony	> 2 Years	Years	YES
Before 1/1/1995	At Least 1 Felony	> 24 Months	Months or Days	YES
Before 1/1/1995	No Felonies	ANY	ANY	NO
Between 1/1/1995 - 6/30/1997	At Least 1 Felony	> 6 Months	Years, Months or Days	YES
Between 1/1/1995 - 6/30/1997	No Felonies	ANY	ANY	NO
Between 7/1/1997 - 8/31/1998	At Least 1 Felony	>= 1 Year	Years	YES
Between 7/1/1997 - 8/31/1998	At Least 1 Felony	>= 12 Months	Months or Days	YES
Between 7/1/1997 - 8/31/1998	No Felonies	ANY	ANY	NO
9/1/1998 – Present	At Least 1 Felony	>= 1 Year	Years	YES
9/1/1998 – Present	At Least 1 Felony	> 12 Months	Months or Days	YES
9/1/1998 – Present	ANY	= 12 Months	Months or Days	NO
9/1/1998 – Present	No Felonies	ANY	ANY	NO

Supervision Assignment Level* – This indicates the level at which the supervisee is supervised, as assigned by the supervising officer. In this analysis, Supervision Assignment Level is measured as the longest approved level of supervision held by a supervisee for the period studied.¹³

¹³ Supervisees are assigned low, medium, or high Supervision Assignment Levels based on their COMPAS risk/needs assessment or COMPAS Case Supervision Review. Supervision Assignment Levels determine the frequency of personal contacts, community contacts, home contacts, employment verification, and minimum casework requirements for supervisees ([OP 920.1](#)).

*Indicates a measure included in the description of FY2018 community starters & recidivists (p. 10-102).

Characteristics and Results

The following pages with green headings show the characteristics of the community starters during FY2018, arranged by the community location where they were supervised the longest during the study period.

Pages with italicized orange headings show the characteristics of the recidivating supervisees —those who have an NCC date or a parole revocation date within three years (1,095 days) following their start on community supervision during FY2018.

Regression analysis shows that, when all other factors are kept constant, certain factors are statistically significant predictors of a recidivating supervisee on community supervision.¹⁴ These factors include the following:

- Males were more likely to recidivate than females.
- Supervisees who started community supervision at a younger age were more likely to recidivate than those who started at an older age.
- Supervisees who had more SR terms of incarceration prior to their community start date were more likely to recidivate than those who had fewer SR terms of incarceration.
- Supervisees with a higher COMPAS recidivism risk level were more likely to recidivate than those with a lower COMPAS risk level.
- Supervisees who tested positive for both opioids and cocaine were more likely to recidivate than those who did not.
- Supervisees who tested positive for meth were more likely to recidivate than those who did not.
- Supervisees who had a known gang affiliation between their community start date and follow up date were more likely to recidivate than those who did not.

NOTE: Due to rounding, the sum of percentages in each category found on the following pages may range from 99% to 101%

¹⁴ Determined using a logistical regression model controlling for gender, age at community start, number of previous SR incarcerations, COMPAS recidivism risk level, testing positive for opioids and cocaine, testing positive for meth, and a known gang affiliation prior to their 3-year follow up date. The factors identified as predictors were all significant at $p < .001$.

All FY2018 Community Starters

- 29,069 supervisees were considered community starters in FY2018.
- Gender
 - 22,146 (76%) Male
 - 6,903 (24%) Female
 - 20 (<1%) Other
- Criminal History
 - 13,973 (48%) had no history of state responsible terms of incarceration.
 - 8,377 (29%) had exactly one term of state responsible incarceration.
 - 3,446 (12%) had exactly two terms of state responsible incarceration.
 - 3,273 (11%) had at least three terms of state responsible incarceration.
- DOC Crime Type
 - 6,912 (24%) had a “Violent” most serious offense.
 - 12,335 (42%) had a “Property/Public Order” most serious offense.
 - 8,519 (29%) had a “Drug” most serious offense.
 - 1,303 (4%) did not have their offense information reported.
- Age on FY2018 Community Start Date
 - 9,958 (34%) were younger than age 30.
 - 12,379 (43%) were between ages 30 and 44.
 - 4,420 (15%) were between ages 45 and 54.
 - 2,312 (8%) were age 55 or older.
- Supervision Assignment Level
 - 4,775 (16%) had a “Low” supervision assignment level.
 - 17,391 (60%) had a “Medium” supervision assignment level.
 - 2,463 (9%) had an “Elevated” supervision assignment level.¹⁵
 - 1,284 (4%) had a “High” supervision assignment level.
 - 3,156 (11%) did not have a supervision assignment level reported.
- History of Positive Drug Tests for Multiple Drugs (Both Opioids and Cocaine)
 - 2,458 (9%) had no drug test history.
 - 23 (<1%) were not tested for opioids or cocaine.
 - 15,569 (54%) tested negative for opioids or cocaine.
 - 3,805 (13%) tested positive for opioids only.
 - 3,924 (14%) tested positive for cocaine only.
 - 3,290 (11%) tested positive for opioids and cocaine.
- History of Positive Drug Test Results for Meth
 - 28,515 (98%) not tested or tested negative for meth.
 - 554 (2%) tested positive for meth.
- COMPAS Recidivism Risk Level
 - 8,596 (30%) were at “Low” risk to recidivate.
 - 8,620 (30%) were at “Medium” risk to recidivate.
 - 7,469 (26%) were at “High” risk to recidivate.
 - 4,384 (15%) did not have a recidivism risk level reported.
- Gang Affiliation
 - 1,488 (5%) had a known gang affiliation.
 - 27,581 (95%) did not have a known gang affiliation.

¹⁵ The “Elevated” supervision assignment level was used in 2016 but has since been discontinued.

Recidivating FY2018 Community Starters

- 5,520 (19.0%) of the FY2018 community starters were sentenced to a term of state responsible incarceration or violated parole and were sentenced to a term of state responsible incarceration within three years of their community start date.¹⁶
- Gender
 - 4,594 (83%) Male
 - 926 (17%) Female
- Criminal History
 - 1,881 (34%) had no history of state responsible terms of incarceration.
 - 1,630 (30%) had exactly one term of state responsible incarceration.
 - 965 (17%) had exactly two terms of state responsible incarceration.
 - 1,044 (19%) had at least three terms of state responsible incarceration.
- DOC Crime Type
 - 1,461 (26%) had a “Violent” most serious offense.
 - 2,641 (48%) had a “Property/Public Order” most serious offense.
 - 1,310 (24%) had a “Drug” most serious offense.
 - 108 (2%) did not have their offense information reported.
- Age on FY2018 Community Start Date
 - 2,076 (38%) were younger than age 30.
 - 2,521 (46%) were between ages 30 and 44.
 - 707 (13%) were between ages 45 and 54.
 - 216 (4%) were age 55 or older.
- Supervision Assignment Level
 - 125 (2%) had a “Low” supervision assignment level.
 - 3,733 (68%) had a “Medium” supervision assignment level.
 - 898 (16%) had an “Elevated” supervision assignment level.
 - 460 (8%) had a “High” supervision assignment level.
 - 304 (6%) did not have a supervision assignment level reported.
- History of Positive Drug Tests for Multiple Drugs (Both Opioids and Cocaine)
 - 354 (6%) had no drug test history.
 - 4 (<1%) were not tested for opioids or cocaine.
 - 2,330 (42%) tested negative for opioids or cocaine.
 - 859 (16%) tested positive for Opioids only.
 - 1,005 (18%) tested positive for cocaine only.
 - 968 (18%) tested positive for opioids and cocaine.
- History of Positive Drug Test Results for Meth
 - 5,305 (96%) not tested or tested negative for meth.
 - 215 (4%) tested positive for meth.
- COMPAS Recidivism Risk Level
 - 993 (18%) were at “Low” risk to recidivate.
 - 1,861 (34%) were at “Medium” risk to recidivate.
 - 2,412 (44%) were at “High” risk to recidivate.
 - 254 (5%) did not have a recidivism risk level reported.
- Gang Affiliation
 - 502 (9%) had a known gang affiliation.
 - 5,018 (91%) did not have a known gang affiliation.

¹⁶ 772 (3%) supervisees died within the three-year follow-up period. These supervisees are still included in the recidivism calculation as they still had the opportunity to recidivate prior to death.

Recidivism Rates By Community Supervision Location

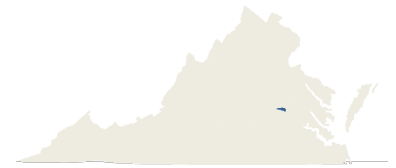
Community Supervision Location	Recidivism Rate*	Pages of Report
District 1 - Richmond P&P	21.8%	13-14
District 2 - Norfolk P&P	18.3%	15-16
District 3 - Portsmouth P&P	16.4%	17-18
District 4 - Accomac P&P	11.7%	19-20
District 5 - Gloucester P&P	22.2%	21-22
District 6 - Suffolk P&P	26.9%	23-24
District 7 - Petersburg P&P	22.1%	25-26
District 8 - South Boston P&P	21.5%	27-28
District 9 - Charlottesville P&P	19.8%	29-30
District 10 - Arlington P&P	10.6%	31-32
District 11 - Winchester P&P	22.8%	33-34
District 12 - Staunton P&P	27.6%	35-36
District 13 - Lynchburg P&P	21.1%	37-38
District 14 - Danville P&P	19.2%	39-40
District 15 - Roanoke P&P	24.0%	41-42
District 16 - Wytheville P&P	25.5%	43-44
District 17 - Abingdon P&P	29.1%	45-46
District 18 - Norton P&P	26.4%	47-48
District 19 - Newport News P&P	17.0%	49-50
District 20 - Bedford P&P	14.5%	51-52
District 21 - Fredericksburg P&P	31.0%	53-54
District 22 - Martinsville P&P	17.4%	55-56
District 23 - Virginia Beach P&P	21.5%	57-58
District 24 - Farmville P&P	20.4%	59-60
District 25 - Leesburg P&P	16.3%	61-62
District 26 - Culpeper P&P	27.6%	63-64
District 27 - Chesterfield P&P	19.5%	65-66
District 28 - Radford P&P	23.6%	67-68
District 29 - Fairfax P&P	7.3%	69-70
District 30 - Hampton P&P	18.6%	71-72
District 31 - Chesapeake P&P	29.9%	73-74
District 32 - Henrico P&P	23.4%	75-76
District 33 - Warsaw P&P	22.8%	77-78
District 34 - Williamsburg P&P	23.4%	79-80
District 35 - Manassas P&P	14.0%	81-82
District 36 - Alexandria P&P	5.9%	83-84
District 37 - Rocky Mount P&P	21.4%	85-86
District 38 - Emporia P&P	18.3%	87-88
District 39 - Harrisonburg P&P	36.8%	89-90
District 40 - Fincastle P&P	29.4%	91-92
District 41 - Ashland P&P	21.3%	93-94
District 42 - Franklin P&P	23.8%	95-96
District 43 - Tazewell P&P	17.0%	97-98
Administrative P&P	13.2%	99-100
Voice Verification Biometrics Unit (VVBU)	1.2%	101-102
Overall	19.0%	10-11

NOTE: Recidivists are categorized by the community location where they were supervised longest during the study period.

*Indicates a state responsible term of incarceration within three years of their FY2018 community start date.

District 1 (Richmond P&P) – All Community Starters

(Includes the City of Richmond)



- 1,077 of the FY2018 community starters had Richmond P&P as their primary supervision location.
- Gender
 - 892 (83%) Male
 - 184 (17%) Female
 - 1 (<1%) Other
- Criminal History (prior to FY2018 community start date)
 - 324 (30%) had no history of state responsible terms of incarceration.
 - 346 (32%) had exactly one term of state responsible incarceration.
 - 191 (18%) had exactly two terms of state responsible incarceration.
 - 216 (20%) had at least three terms of state responsible incarceration.
- DOC Crime Type
 - 369 (34%) had a “Violent” most serious offense.
 - 355 (33%) had a “Property/Public Order” most serious offense.
 - 343 (32%) had a “Drug” most serious offense.
 - 10 (1%) did not have their offense information reported.
- Age on FY2018 Community Start Date
 - 383 (36%) were younger than age 30.
 - 426 (40%) were between ages 30 and 44.
 - 159 (15%) were between ages 45 and 54.
 - 109 (10%) were age 55 or older.
- Supervision Assignment Level
 - 24 (2%) had a “Low” supervision assignment level.
 - 863 (80%) had a “Medium” supervision assignment level.
 - 96 (9%) had an “Elevated” supervision assignment level.
 - 66 (6%) had a “High” supervision assignment level.
 - 28 (3%) did not have a supervision assignment level reported.
- History of Positive Drug Tests for Multiple Drugs (Both Opioids and Cocaine)
 - 43 (4%) had no drug test history.
 - 444 (41%) tested negative for opioids or cocaine.
 - 101 (9%) tested positive for opioids only.
 - 181 (17%) tested positive for cocaine only.
 - 308 (29%) tested positive for opioids and cocaine.
- History of Positive Drug Test Results for Meth
 - 1,076 (>99%) not tested or tested negative for meth.
 - 1 (<1%) tested positive for meth.
- COMPAS Recidivism Risk Level
 - 214 (20%) were at “Low” risk to recidivate.
 - 380 (35%) were at “Medium” risk to recidivate.
 - 386 (36%) were at “High” risk to recidivate.
 - 97 (9%) did not have a recidivism risk level reported.
- Gang Affiliation
 - 100 (9%) had a known gang affiliation.
 - 977 (91%) did not have a known gang affiliation.

District 1 (Richmond P&P) – Recidivating Supervisees

(Includes the City of Richmond)

- 235 (21.8%) of the FY2018 community starters from Richmond P&P were sentenced to a term of state responsible incarceration or violated parole and were sentenced to a term of state responsible incarceration within three years of their community start date.
- Gender
 - 209 (89%) Male
 - 26 (11%) Female
- Criminal History
 - 43 (18%) had no history of state responsible terms of incarceration.
 - 80 (34%) had exactly one term of state responsible incarceration.
 - 53 (23%) had exactly two terms of state responsible incarceration.
 - 59 (25%) had at least three terms of state responsible incarceration.
- DOC Crime Type
 - 93 (40%) had a “Violent” most serious offense.
 - 89 (38%) had a “Property/Public Order” most serious offense.
 - 53 (23%) had a “Drug” most serious offense.
- Age on FY2018 Community Start Date
 - 94 (40%) were younger than age 30.
 - 101 (43%) were between ages 30 and 44.
 - 29 (12%) were between ages 45 and 54.
 - 11 (5%) were age 55 or older.
- Supervision Assignment Level
 - 3 (1%) had a “Low” supervision assignment level.
 - 155 (66%) had a “Medium” supervision assignment level.
 - 45 (19%) had an “Elevated” supervision assignment level.
 - 25 (11%) had a “High” supervision assignment level.
 - 7 (3%) did not have a supervision assignment level reported.
- History of Positive Drug Tests for Multiple Drugs (Both Opioids and Cocaine)
 - 17 (7%) had no drug test history.
 - 68 (29%) tested negative for opioids or cocaine.
 - 23 (10%) tested positive for opioids only.
 - 44 (19%) tested positive for cocaine only.
 - 83 (35%) tested positive for opioids and cocaine.
- History of Positive Drug Test Results for Meth
 - 235 (100%) not tested or tested negative for meth.
- COMPAS Recidivism Risk Level
 - 32 (14%) were at “Low” risk to recidivate.
 - 83 (35%) were at “Medium” risk to recidivate.
 - 110 (47%) were at “High” risk to recidivate.
 - 10 (4%) did not have a recidivism risk level reported.
- Gang Affiliation
 - 36 (15%) had a known gang affiliation.
 - 199 (85%) did not have a known gang affiliation.



District 2 (Norfolk P&P) – All Community Starters

(Includes the City of Norfolk)



- 1,478 of the FY2018 community starters had Norfolk P&P as their primary supervision location.
- Gender
 - 1,206 (82%) Male
 - 271 (18%) Female
 - 1 (<1%) Other
- Criminal History (prior to FY2018 community start date)
 - 496 (34%) had no history of state responsible terms of incarceration.
 - 431 (29%) had exactly one term of state responsible incarceration.
 - 258 (17%) had exactly two terms of state responsible incarceration.
 - 293 (20%) had at least three terms of state responsible incarceration.
- DOC Crime Type
 - 424 (29%) had a “Violent” most serious offense.
 - 624 (42%) had a “Property/Public Order” most serious offense.
 - 368 (25%) had a “Drug” most serious offense.
 - 62 (4%) did not have their offense information reported.
- Age on FY2018 Community Start Date
 - 446 (30%) were younger than age 30.
 - 604 (41%) were between ages 30 and 44.
 - 271 (18%) were between ages 45 and 54.
 - 157 (11%) were age 55 or older.
- Supervision Assignment Level
 - 9 (1%) had a “Low” supervision assignment level.
 - 923 (62%) had a “Medium” supervision assignment level.
 - 191 (13%) had an “Elevated” supervision assignment level.
 - 114 (8%) had a “High” supervision assignment level.
 - 241 (16%) did not have a supervision assignment level reported.
- History of Positive Drug Tests for Multiple Drugs (Both Opioids and Cocaine)
 - 125 (8%) had no drug test history.
 - 719 (49%) tested negative for opioids or cocaine.
 - 83 (6%) tested positive for opioids only.
 - 315 (21%) tested positive for cocaine only.
 - 236 (16%) tested positive for opioids and cocaine.
- History of Positive Drug Test Results for Meth
 - 1,475 (>99%) not tested or tested negative for meth.
 - 3 (<1%) tested positive for meth.
- COMPAS Recidivism Risk Level
 - 256 (17%) were at “Low” risk to recidivate.
 - 398 (27%) were at “Medium” risk to recidivate.
 - 543 (37%) were at “High” risk to recidivate.
 - 281 (19%) did not have a recidivism risk level reported.
- Gang Affiliation
 - 166 (11%) had a known gang affiliation.
 - 1,312 (89%) did not have a known gang affiliation.

District 2 (Norfolk P&P) – Recidivating Supervisees

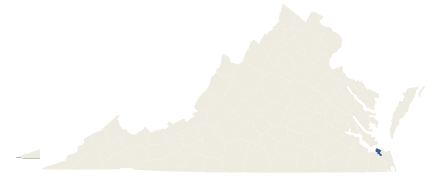
(Includes the City of Norfolk)



- 271 (18.3%) of the FY2018 community starters from Norfolk P&P were sentenced to a term of state responsible incarceration or violated parole and were sentenced to a term of state responsible incarceration within three years of their community start date.
- Gender
 - 238 (88%) Male
 - 33 (12%) Female
- Criminal History
 - 56 (21%) had no history of state responsible terms of incarceration.
 - 77 (28%) had exactly one term of state responsible incarceration.
 - 56 (21%) had exactly two terms of state responsible incarceration.
 - 82 (30%) had at least three terms of state responsible incarceration.
- DOC Crime Type
 - 71 (26%) had a “Violent” most serious offense.
 - 145 (54%) had a “Property/Public Order” most serious offense.
 - 52 (19%) had a “Drug” most serious offense.
 - 3 (1%) did not have their offense information reported.
- Age on FY2018 Community Start Date
 - 88 (32%) were younger than age 30.
 - 119 (44%) were between ages 30 and 44.
 - 45 (17%) were between ages 45 and 54.
 - 19 (7%) were age 55 or older.
- Supervision Assignment Level
 - 156 (58%) had a “Medium” supervision assignment level.
 - 71 (26%) had an “Elevated” supervision assignment level.
 - 30 (11%) had a “High” supervision assignment level.
 - 14 (5%) did not have a supervision assignment level reported.
- History of Positive Drug Tests for Multiple Drugs (Both Opioids and Cocaine)
 - 11 (4%) had no drug test history.
 - 115 (42%) tested negative for opioids or cocaine.
 - 15 (6%) tested positive for opioids only.
 - 77 (28%) tested positive for cocaine only.
 - 53 (20%) tested positive for opioids and cocaine.
- History of Positive Drug Test Results for Meth
 - 269 (99%) not tested or tested negative for meth.
 - 2 (1%) tested positive for meth.
- COMPAS Recidivism Risk Level
 - 32 (12%) were at “Low” risk to recidivate.
 - 77 (28%) were at “Medium” risk to recidivate.
 - 151 (56%) were at “High” risk to recidivate.
 - 11 (4%) did not have a recidivism risk level reported.
- Gang Affiliation
 - 43 (16%) had a known gang affiliation.
 - 228 (84%) did not have a known gang affiliation.

District 3 (Portsmouth P&P) – All Community Starters

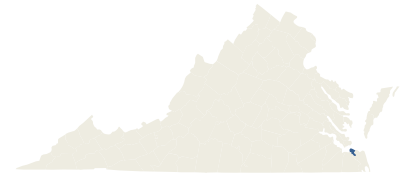
(Includes the City of Portsmouth)



- 614 of the FY2018 community starters had Portsmouth P&P as their primary supervision location.
- Gender
 - 494 (80%) Male
 - 120 (20%) Female
- Criminal History (prior to FY2018 community start date)
 - 191 (31%) had no history of state responsible terms of incarceration.
 - 175 (29%) had exactly one term of state responsible incarceration.
 - 98 (16%) had exactly two terms of state responsible incarceration.
 - 150 (24%) had at least three terms of state responsible incarceration.
- DOC Crime Type
 - 131 (21%) had a “Violent” most serious offense.
 - 306 (50%) had a “Property/Public Order” most serious offense.
 - 170 (28%) had a “Drug” most serious offense.
 - 7 (1%) did not have their offense information reported.
- Age on FY2018 Community Start Date
 - 168 (27%) were younger than age 30.
 - 258 (42%) were between ages 30 and 44.
 - 134 (22%) were between ages 45 and 54.
 - 54 (9%) were age 55 or older.
- Supervision Assignment Level
 - 19 (3%) had a “Low” supervision assignment level.
 - 454 (74%) had a “Medium” supervision assignment level.
 - 74 (12%) had an “Elevated” supervision assignment level.
 - 44 (7%) had a “High” supervision assignment level.
 - 23 (4%) did not have a supervision assignment level reported.
- History of Positive Drug Tests for Multiple Drugs (Both Opioids and Cocaine)
 - 34 (6%) had no drug test history.
 - 289 (47%) tested negative for opioids or cocaine.
 - 61 (10%) tested positive for opioids only.
 - 110 (18%) tested positive for cocaine only.
 - 120 (20%) tested positive for opioids and cocaine.
- History of Positive Drug Test Results for Meth
 - 614 (100%) not tested or tested negative for meth.
- COMPAS Recidivism Risk Level
 - 124 (20%) were at “Low” risk to recidivate.
 - 224 (36%) were at “Medium” risk to recidivate.
 - 219 (36%) were at “High” risk to recidivate.
 - 47 (8%) did not have a recidivism risk level reported.
- Gang Affiliation
 - 54 (9%) had a known gang affiliation.
 - 560 (91%) did not have a known gang affiliation.

District 3 (Portsmouth P&P) – Recidivating Supervisees

(Includes the City of Portsmouth)



- 101 (16.4%) of the FY2018 community starters from Portsmouth P&P were sentenced to a term of state responsible incarceration or violated parole and were sentenced to a term of state responsible incarceration within three years of their community start date.
- Gender
 - 90 (89%) Male
 - 11 (11%) Female
- Criminal History
 - 17 (17%) had no history of state responsible terms of incarceration.
 - 25 (25%) had exactly one term of state responsible incarceration.
 - 21 (21%) had exactly two terms of state responsible incarceration.
 - 38 (38%) had at least three terms of state responsible incarceration.
- DOC Crime Type
 - 24 (24%) had a “Violent” most serious offense.
 - 59 (58%) had a “Property/Public Order” most serious offense.
 - 18 (18%) had a “Drug” most serious offense.
- Age on FY2018 Community Start Date
 - 30 (30%) were younger than age 30.
 - 44 (44%) were between ages 30 and 44.
 - 20 (20%) were between ages 45 and 54.
 - 7 (7%) were age 55 or older.
- Supervision Assignment Level
 - 68 (67%) had a “Medium” supervision assignment level.
 - 21 (21%) had an “Elevated” supervision assignment level.
 - 12 (12%) had a “High” supervision assignment level.
- History of Positive Drug Tests for Multiple Drugs (Both Opioids and Cocaine)
 - 10 (10%) had no drug test history.
 - 42 (42%) tested negative for opioids or cocaine.
 - 8 (8%) tested positive for opioids only.
 - 17 (17%) tested positive for cocaine only.
 - 24 (24%) tested positive for opioids and cocaine.
- History of Positive Drug Test Results for Meth
 - 101 (100%) not tested or tested negative for meth.
- COMPAS Recidivism Risk Level
 - 10 (10%) were at “Low” risk to recidivate.
 - 32 (32%) were at “Medium” risk to recidivate.
 - 55 (54%) were at “High” risk to recidivate.
 - 4 (4%) did not have a recidivism risk level reported.
- Gang Affiliation
 - 9 (9%) had a known gang affiliation.
 - 92 (91%) did not have a known gang affiliation.

District 4 (Accomac P&P) – All Community Starters

(Includes the Counties of Accomac and Northampton)



- 145 of the FY2018 community starters had Accomac P&P as their primary supervision location.
- Gender
 - 117 (81%) Male
 - 28 (19%) Female
- Criminal History (prior to FY2018 community start date)
 - 74 (51%) had no history of state responsible terms of incarceration.
 - 44 (30%) had exactly one term of state responsible incarceration.
 - 13 (9%) had exactly two terms of state responsible incarceration.
 - 14 (10%) had at least three terms of state responsible incarceration.
- DOC Crime Type
 - 47 (32%) had a “Violent” most serious offense.
 - 42 (29%) had a “Property/Public Order” most serious offense.
 - 36 (25%) had a “Drug” most serious offense.
 - 20 (14%) did not have their offense information reported.
- Age on FY2018 Community Start Date
 - 64 (44%) were younger than age 30.
 - 53 (37%) were between ages 30 and 44.
 - 17 (12%) were between ages 45 and 54.
 - 11 (8%) were age 55 or older.
- Supervision Assignment Level
 - 3 (2%) had a “Low” supervision assignment level.
 - 95 (66%) had a “Medium” supervision assignment level.
 - 25 (17%) had an “Elevated” supervision assignment level.
 - 1 (1%) had a “High” supervision assignment level.
 - 21 (14%) did not have a supervision assignment level reported.
- History of Positive Drug Tests for Multiple Drugs (Both Opioids and Cocaine)
 - 11 (8%) had no drug test history.
 - 77 (53%) tested negative for opioids or cocaine.
 - 6 (4%) tested positive for opioids only.
 - 37 (26%) tested positive for cocaine only.
 - 14 (10%) tested positive for opioids and cocaine.
- History of Positive Drug Test Results for Meth
 - 144 (99%) not tested or tested negative for meth.
 - 1 (1%) tested positive for meth.
- COMPAS Recidivism Risk Level
 - 39 (27%) were at “Low” risk to recidivate.
 - 54 (37%) were at “Medium” risk to recidivate.
 - 26 (18%) were at “High” risk to recidivate.
 - 26 (18%) did not have a recidivism risk level reported.
- Gang Affiliation
 - 9 (6%) had a known gang affiliation.
 - 136 (94%) did not have a known gang affiliation.

District 4 (Accomac P&P) – Recidivating Supervisees

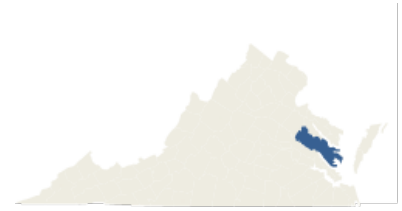
(Includes the Counties of Accomac and Northampton)



- 17 (11.7%) of the FY2018 community starters from Accomac P&P were sentenced to a term of state responsible incarceration or violated parole and were sentenced to a term of state responsible incarceration within three years of their community start date.
- Gender
 - 15 (88%) Male
 - 2 (12%) Female
- Criminal History
 - 7 (41%) had no history of state responsible terms of incarceration.
 - 3 (18%) had exactly one term of state responsible incarceration.
 - 4 (24%) had exactly two terms of state responsible incarceration.
 - 3 (18%) had at least three terms of state responsible incarceration.
- DOC Crime Type
 - 6 (35%) had a “Violent” most serious offense.
 - 4 (24%) had a “Property/Public Order” most serious offense.
 - 7 (41%) had a “Drug” most serious offense.
- Age on FY2018 Community Start Date
 - 8 (47%) were younger than age 30.
 - 7 (41%) were between ages 30 and 44.
 - 2 (12%) were between ages 45 and 54.
- Supervision Assignment Level
 - 11 (65%) had a “Medium” supervision assignment level.
 - 5 (29%) had an “Elevated” supervision assignment level.
 - 1 (6%) did not have a supervision assignment level reported.
- History of Positive Drug Tests for Multiple Drugs (Both Opioids and Cocaine)
 - 5 (29%) tested negative for opioids or cocaine.
 - 1 (6%) tested positive for opioids only.
 - 8 (47%) tested positive for cocaine only.
 - 3 (18%) tested positive for opioids and cocaine.
- History of Positive Drug Test Results for Meth
 - 17 (100%) not tested or tested negative for meth.
- COMPAS Recidivism Risk Level
 - 2 (12%) were at “Low” risk to recidivate.
 - 7 (41%) were at “Medium” risk to recidivate.
 - 7 (41%) were at “High” risk to recidivate.
 - 1 (6%) did not have a recidivism risk level reported.
- Gang Affiliation
 - 3 (18%) had a known gang affiliation.
 - 14 (82%) did not have a known gang affiliation.

District 5 (Gloucester P&P) – All Community Starters

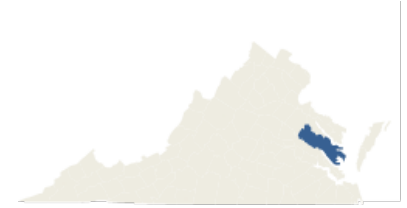
(Includes the Counties of Gloucester, King and Queen, King William, Mathews, and Middlesex)



- 225 of the FY2018 community starters had Gloucester P&P as their primary supervision location.
- Gender
 - 169 (75%) Male
 - 56 (25%) Female
- Criminal History (prior to FY2018 community start date)
 - 112 (50%) had no history of state responsible terms of incarceration.
 - 72 (32%) had exactly one term of state responsible incarceration.
 - 21 (9%) had exactly two terms of state responsible incarceration.
 - 20 (9%) had at least three terms of state responsible incarceration.
- DOC Crime Type
 - 58 (26%) had a “Violent” most serious offense.
 - 89 (40%) had a “Property/Public Order” most serious offense.
 - 73 (32%) had a “Drug” most serious offense.
 - 5 (2%) did not have their offense information reported.
- Age on FY2018 Community Start Date
 - 90 (40%) were younger than age 30.
 - 91 (40%) were between ages 30 and 44.
 - 31 (14%) were between ages 45 and 54.
 - 13 (6%) were age 55 or older.
- Supervision Assignment Level
 - 4 (2%) had a “Low” supervision assignment level.
 - 176 (78%) had a “Medium” supervision assignment level.
 - 23 (10%) had an “Elevated” supervision assignment level.
 - 3 (1%) had a “High” supervision assignment level.
 - 19 (8%) did not have a supervision assignment level reported.
- History of Positive Drug Tests for Multiple Drugs (Both Opioids and Cocaine)
 - 6 (3%) had no drug test history.
 - 103 (46%) tested negative for opioids or cocaine.
 - 33 (15%) tested positive for opioids only.
 - 34 (15%) tested positive for cocaine only.
 - 49 (22%) tested positive for opioids and cocaine.
- History of Positive Drug Test Results for Meth
 - 216 (96%) not tested or tested negative for meth.
 - 9 (4%) tested positive for meth.
- COMPAS Recidivism Risk Level
 - 73 (32%) were at “Low” risk to recidivate.
 - 88 (39%) were at “Medium” risk to recidivate.
 - 49 (22%) were at “High” risk to recidivate.
 - 15 (7%) did not have a recidivism risk level reported.
- Gang Affiliation
 - 14 (6%) had a known gang affiliation.
 - 211 (94%) did not have a known gang affiliation.

District 5 (Gloucester P&P) – Recidivating Supervisees

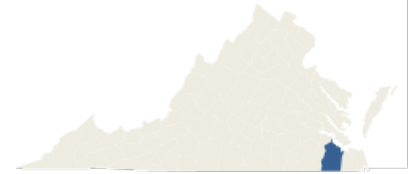
(Includes the Counties of Gloucester, King and Queen, King William, Mathews, and Middlesex)



- 50 (22.2%) of the FY2018 community starters from Gloucester P&P were sentenced to a term of state responsible incarceration or violated parole and were sentenced to a term of state responsible incarceration within three years of their community start date.
- Gender
 - 43 (86%) Male
 - 7 (14%) Female
- Criminal History
 - 19 (38%) had no history of state responsible terms of incarceration.
 - 17 (34%) had exactly one term of state responsible incarceration.
 - 7 (14%) had exactly two terms of state responsible incarceration.
 - 7 (14%) had at least three terms of state responsible incarceration.
- DOC Crime Type
 - 17 (34%) had a “Violent” most serious offense.
 - 19 (38%) had a “Property/Public Order” most serious offense.
 - 14 (28%) had a “Drug” most serious offense.
- Age on FY2018 Community Start Date
 - 24 (48%) were younger than age 30.
 - 23 (46%) were between ages 30 and 44.
 - 2 (4%) were between ages 45 and 54.
 - 1 (2%) was age 55 or older.
- Supervision Assignment Level
 - 35 (70%) had a “Medium” supervision assignment level.
 - 6 (12%) had an “Elevated” supervision assignment level.
 - 1 (2%) had a “High” supervision assignment level.
 - 8 (16%) did not have a supervision assignment level reported.
- History of Positive Drug Tests for Multiple Drugs (Both Opioids and Cocaine)
 - 1 (2%) had no drug test history.
 - 17 (34%) tested negative for opioids or cocaine.
 - 6 (12%) tested positive for opioids only.
 - 9 (18%) tested positive for cocaine only.
 - 17 (34%) tested positive for opioids and cocaine.
- History of Positive Drug Test Results for Meth
 - 46 (92%) not tested or tested negative for meth.
 - 4 (8%) tested positive for meth.
- COMPAS Recidivism Risk Level
 - 9 (18%) were at “Low” risk to recidivate.
 - 18 (36%) were at “Medium” risk to recidivate.
 - 20 (40%) were at “High” risk to recidivate.
 - 3 (6%) did not have a recidivism risk level reported.
- Gang Affiliation
 - 9 (18%) had a known gang affiliation.
 - 41 (82%) did not have a known gang affiliation.

District 6 (Suffolk P&P) – All Community Starters

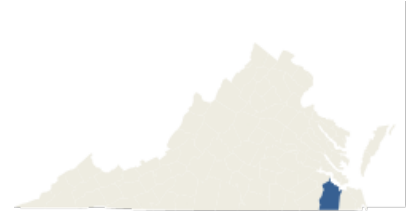
(Includes the County of Isle of Wight and the City of Suffolk)



- 416 of the FY2018 community starters had Suffolk P&P as their primary supervision location.
- Gender
 - 341 (82%) Male
 - 75 (18%) Female
- Criminal History (prior to FY2018 community start date)
 - 161 (39%) had no history of state responsible terms of incarceration.
 - 125 (30%) had exactly one term of state responsible incarceration.
 - 60 (14%) had exactly two terms of state responsible incarceration.
 - 70 (17%) had at least three terms of state responsible incarceration.
- DOC Crime Type
 - 117 (28%) had a “Violent” most serious offense.
 - 206 (50%) had a “Property/Public Order” most serious offense.
 - 85 (20%) had a “Drug” most serious offense.
 - 8 (2%) did not have their offense information reported.
- Age on FY2018 Community Start Date
 - 128 (31%) were younger than age 30.
 - 181 (44%) were between ages 30 and 44.
 - 70 (17%) were between ages 45 and 54.
 - 37 (9%) were age 55 or older.
- Supervision Assignment Level
 - 9 (2%) had a “Low” supervision assignment level.
 - 302 (73%) had a “Medium” supervision assignment level.
 - 47 (11%) had an “Elevated” supervision assignment level.
 - 23 (6%) had a “High” supervision assignment level.
 - 35 (8%) did not have a supervision assignment level reported.
- History of Positive Drug Tests for Multiple Drugs (Both Opioids and Cocaine)
 - 25 (6%) had no drug test history.
 - 199 (48%) tested negative for opioids or cocaine.
 - 34 (8%) tested positive for opioids only.
 - 81 (19%) tested positive for cocaine only.
 - 77 (19%) tested positive for opioids and cocaine.
- History of Positive Drug Test Results for Meth
 - 416 (100%) not tested or tested negative for meth.
- COMPAS Recidivism Risk Level
 - 127 (31%) were at “Low” risk to recidivate.
 - 142 (34%) were at “Medium” risk to recidivate.
 - 106 (25%) were at “High” risk to recidivate.
 - 41 (10%) did not have a recidivism risk level reported.
- Gang Affiliation
 - 30 (7%) had a known gang affiliation.
 - 386 (93%) did not have a known gang affiliation.

District 6 (Suffolk P&P) – Recidivating Supervisees

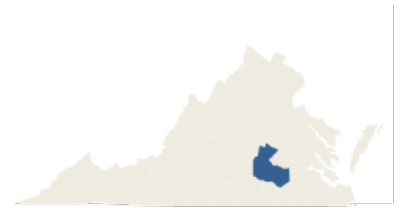
(Includes the County of Isle of Wight and the City of Suffolk)



- 112 (26.9%) of the FY2018 community starters from Suffolk P&P were sentenced to a term of state responsible incarceration or violated parole and were sentenced to a term of state responsible incarceration within three years of their community start date.
- Gender
 - 92 (82%) Male
 - 20 (18%) Female
- Criminal History
 - 25 (22%) had no history of state responsible terms of incarceration.
 - 38 (34%) had exactly one term of state responsible incarceration.
 - 26 (23%) had exactly two terms of state responsible incarceration.
 - 23 (21%) had at least three terms of state responsible incarceration.
- DOC Crime Type
 - 29 (26%) had a “Violent” most serious offense.
 - 62 (55%) had a “Property/Public Order” most serious offense.
 - 21 (19%) had a “Drug” most serious offense.
- Age on FY2018 Community Start Date
 - 22 (20%) were younger than age 30.
 - 64 (57%) were between ages 30 and 44.
 - 19 (17%) were between ages 45 and 54.
 - 7 (6%) were age 55 or older.
- Supervision Assignment Level
 - 85 (76%) had a “Medium” supervision assignment level.
 - 18 (16%) had an “Elevated” supervision assignment level.
 - 6 (5%) had a “High” supervision assignment level.
 - 3 (3%) did not have a supervision assignment level reported.
- History of Positive Drug Tests for Multiple Drugs (Both Opioids and Cocaine)
 - 4 (4%) had no drug test history.
 - 50 (45%) tested negative for opioids or cocaine.
 - 12 (11%) tested positive for opioids only.
 - 19 (17%) tested positive for cocaine only.
 - 27 (24%) tested positive for opioids and cocaine.
- History of Positive Drug Test Results for Meth
 - 112 (100%) not tested or tested negative for meth.
- COMPAS Recidivism Risk Level
 - 26 (23%) were at “Low” risk to recidivate.
 - 43 (38%) were at “Medium” risk to recidivate.
 - 42 (38%) were at “High” risk to recidivate.
 - 1 (1%) did not have a recidivism risk level reported.
- Gang Affiliation
 - 10 (9%) had a known gang affiliation.
 - 102 (91%) did not have a known gang affiliation.

District 7 (Petersburg P&P) – All Community Starters

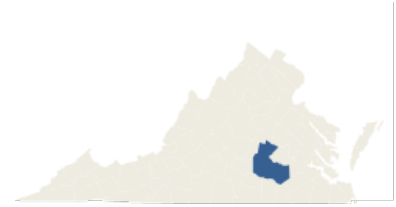
(Includes the Counties of Amelia, Dinwiddie, Nottoway, and Powhatan, and the City of Petersburg)



- 502 of the FY2018 community starters had Petersburg P&P as their primary supervision location.
- Gender
 - 412 (82%) Male
 - 89 (18%) Female
 - 1 (<1%) Other
- Criminal History (prior to FY2018 community start date)
 - 222 (44%) had no history of state responsible terms of incarceration.
 - 128 (25%) had exactly one term of state responsible incarceration.
 - 72 (14%) had exactly two terms of state responsible incarceration.
 - 80 (16%) had at least three terms of state responsible incarceration.
- DOC Crime Type
 - 147 (29%) had a “Violent” most serious offense.
 - 203 (40%) had a “Property/Public Order” most serious offense.
 - 139 (28%) had a “Drug” most serious offense.
 - 13 (3%) did not have their offense information reported.
- Age on FY2018 Community Start Date
 - 207 (41%) were younger than age 30.
 - 186 (37%) were between ages 30 and 44.
 - 73 (15%) were between ages 45 and 54.
 - 36 (7%) were age 55 or older.
- Supervision Assignment Level
 - 7 (1%) had a “Low” supervision assignment level.
 - 420 (84%) had a “Medium” supervision assignment level.
 - 35 (7%) had an “Elevated” supervision assignment level.
 - 19 (4%) had a “High” supervision assignment level.
 - 21 (4%) did not have a supervision assignment level reported.
- History of Positive Drug Tests for Multiple Drugs (Both Opioids and Cocaine)
 - 11 (2%) had no drug test history.
 - 234 (47%) tested negative for opioids or cocaine.
 - 39 (8%) tested positive for opioids only.
 - 143 (28%) tested positive for cocaine only.
 - 75 (15%) tested positive for opioids and cocaine.
- History of Positive Drug Test Results for Meth
 - 499 (99%) not tested or tested negative for meth.
 - 3 (1%) tested positive for meth.
- COMPAS Recidivism Risk Level
 - 103 (21%) were at “Low” risk to recidivate.
 - 192 (38%) were at “Medium” risk to recidivate.
 - 171 (34%) were at “High” risk to recidivate.
 - 36 (7%) did not have a recidivism risk level reported.
- Gang Affiliation
 - 35 (7%) had a known gang affiliation.
 - 467 (93%) did not have a known gang affiliation.

District 7 (Petersburg P&P) – Recidivating Supervisees

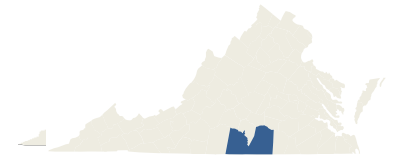
(Includes the Counties of Amelia, Dinwiddie, Nottoway, and Powhatan, and the City of Petersburg)



- 111 (22.1%) of the FY2018 community starters from Petersburg P&P sentenced to a term of state responsible incarceration or violated parole and were sentenced to a term of state responsible incarceration within three years of their community start date.
- Gender
 - 94 (85%) Male
 - 17 (15%) Female
- Criminal History
 - 48 (43%) had no history of state responsible terms of incarceration.
 - 27 (24%) had exactly one term of state responsible incarceration.
 - 16 (14%) had exactly two terms of state responsible incarceration.
 - 20 (18%) had at least three terms of state responsible incarceration.
- DOC Crime Type
 - 29 (26%) had a “Violent” most serious offense.
 - 56 (50%) had a “Property/Public Order” most serious offense.
 - 23 (21%) had a “Drug” most serious offense.
 - 3 (3%) did not have their offense information reported.
- Age on FY2018 Community Start Date
 - 53 (48%) were younger than age 30.
 - 40 (36%) were between ages 30 and 44.
 - 15 (14%) were between ages 45 and 54.
 - 3 (3%) were age 55 or older.
- Supervision Assignment Level
 - 88 (79%) had a “Medium” supervision assignment level.
 - 12 (11%) had an “Elevated” supervision assignment level.
 - 7 (6%) had a “High” supervision assignment level.
 - 4 (4%) did not have a supervision assignment level reported.
- History of Positive Drug Tests for Multiple Drugs (Both Opioids and Cocaine)
 - 3 (3%) had no drug test history.
 - 44 (40%) tested negative for opioids or cocaine.
 - 8 (7%) tested positive for opioids only.
 - 35 (32%) tested positive for cocaine only.
 - 21 (19%) tested positive for opioids and cocaine.
- History of Positive Drug Test Results for Meth
 - 111 (100%) not tested or tested negative for meth.
- COMPAS Recidivism Risk Level
 - 18 (16%) were at “Low” risk to recidivate.
 - 35 (32%) were at “Medium” risk to recidivate.
 - 52 (47%) were at “High” risk to recidivate.
 - 6 (5%) did not have a recidivism risk level reported.
- Gang Affiliation
 - 11 (10%) had a known gang affiliation.
 - 100 (90%) did not have a known gang affiliation.

District 8 (South Boston P&P) – All Community Starters

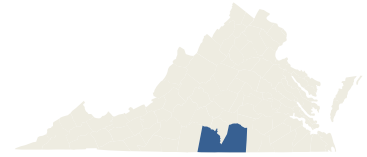
(Includes the Counties of Halifax, Lunenburg, and Mecklenburg)



- 382 of the FY2018 community starters had South Boston P&P as their primary supervision location.
- Gender
 - 305 (80%) Male
 - 77 (20%) Female
- Criminal History (prior to FY2018 community start date)
 - 182 (48%) had no history of state responsible terms of incarceration.
 - 115 (30%) had exactly one term of state responsible incarceration.
 - 47 (12%) had exactly two terms of state responsible incarceration.
 - 38 (10%) had at least three terms of state responsible incarceration.
- DOC Crime Type
 - 114 (30%) had a “Violent” most serious offense.
 - 177 (46%) had a “Property/Public Order” most serious offense.
 - 89 (23%) had a “Drug” most serious offense.
 - 2 (1%) did not have their offense information reported.
- Age on FY2018 Community Start Date
 - 140 (37%) were younger than age 30.
 - 159 (42%) were between ages 30 and 44.
 - 55 (14%) were between ages 45 and 54.
 - 28 (7%) were age 55 or older.
- Supervision Assignment Level
 - 52 (14%) had a “Low” supervision assignment level.
 - 251 (66%) had a “Medium” supervision assignment level.
 - 24 (6%) had an “Elevated” supervision assignment level.
 - 12 (3%) had a “High” supervision assignment level.
 - 43 (11%) did not have a supervision assignment level reported.
- History of Positive Drug Tests for Multiple Drugs (Both Opioids and Cocaine)
 - 41 (11%) had no drug test history.
 - 202 (53%) tested negative for opioids or cocaine.
 - 31 (8%) tested positive for opioids only.
 - 92 (24%) tested positive for cocaine only.
 - 16 (4%) tested positive for opioids and cocaine.
- History of Positive Drug Test Results for Meth
 - 379 (99%) not tested or tested negative for meth.
 - 3 (1%) tested positive for meth.
- COMPAS Recidivism Risk Level
 - 112 (29%) were at “Low” risk to recidivate.
 - 135 (35%) were at “Medium” risk to recidivate.
 - 85 (22%) were at “High” risk to recidivate.
 - 50 (13%) did not have a recidivism risk level reported.
- Gang Affiliation
 - 12 (3%) had a known gang affiliation.
 - 370 (97%) did not have a known gang affiliation.

District 8 (South Boston P&P) – Recidivating Supervisees

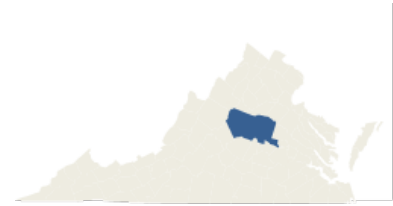
(Includes the Counties of Halifax, Lunenburg, and Mecklenburg)



- 82 (21.5%) of the FY2018 community starters from South Boston P&P were sentenced to a term of state responsible incarceration or violated parole and were sentenced to a term of state responsible incarceration within three years of their community start date.
- Gender
 - 70 (85%) Male
 - 12 (15%) Female
- Criminal History
 - 30 (37%) had no history of state responsible terms of incarceration.
 - 25 (30%) had exactly one term of state responsible incarceration.
 - 13 (16%) had exactly two terms of state responsible incarceration.
 - 14 (17%) had at least three terms of state responsible incarceration.
- DOC Crime Type
 - 27 (33%) had a “Violent” most serious offense.
 - 42 (51%) had a “Property/Public Order” most serious offense.
 - 13 (16%) had a “Drug” most serious offense.
- Age on FY2018 Community Start Date
 - 32 (39%) were younger than age 30.
 - 36 (44%) were between ages 30 and 44.
 - 11 (13%) were between ages 45 and 54.
 - 3 (4%) were age 55 or older.
- Supervision Assignment Level
 - 11 (13%) had a “Low” supervision assignment level.
 - 52 (63%) had a “Medium” supervision assignment level.
 - 7 (9%) had an “Elevated” supervision assignment level.
 - 6 (7%) had a “High” supervision assignment level.
 - 6 (7%) did not have a supervision assignment level reported.
- History of Positive Drug Tests for Multiple Drugs (Both Opioids and Cocaine)
 - 6 (7%) had no drug test history.
 - 38 (46%) tested negative for opioids or cocaine.
 - 6 (7%) tested positive for opioids only.
 - 26 (32%) tested positive for cocaine only.
 - 6 (7%) tested positive for opioids and cocaine.
- History of Positive Drug Test Results for Meth
 - 79 (96%) not tested or tested negative for meth.
 - 3 (4%) tested positive for meth.
- COMPAS Recidivism Risk Level
 - 23 (28%) were at “Low” risk to recidivate.
 - 24 (29%) were at “Medium” risk to recidivate.
 - 35 (43%) were at “High” risk to recidivate.
- Gang Affiliation
 - 6 (7%) had a known gang affiliation.
 - 76 (93%) did not have a known gang affiliation.

District 9 (Charlottesville P&P) – All Community Starters

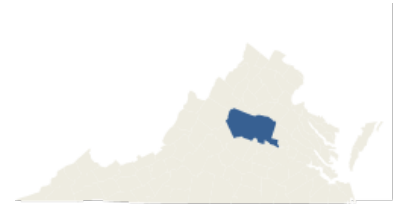
(Includes the Counties of Albemarle, Fluvanna, Goochland, and Louisa, and the City of Charlottesville)



- 581 of the FY2018 community starters had Charlottesville P&P as their primary supervision location.
- Gender
 - 460 (79%) Male
 - 121 (21%) Female
- Criminal History (prior to FY2018 community start date)
 - 241 (41%) had no history of state responsible terms of incarceration.
 - 187 (32%) had exactly one term of state responsible incarceration.
 - 75 (13%) had exactly two terms of state responsible incarceration.
 - 78 (13%) had at least three terms of state responsible incarceration.
- DOC Crime Type
 - 163 (28%) had a “Violent” most serious offense.
 - 245 (42%) had a “Property/Public Order” most serious offense.
 - 149 (26%) had a “Drug” most serious offense.
 - 24 (4%) did not have their offense information reported.
- Age on FY2018 Community Start Date
 - 204 (35%) were younger than age 30.
 - 234 (40%) were between ages 30 and 44.
 - 79 (14%) were between ages 45 and 54.
 - 64 (11%) were age 55 or older.
- Supervision Assignment Level
 - 32 (6%) had a “Low” supervision assignment level.
 - 435 (75%) had a “Medium” supervision assignment level.
 - 43 (7%) had an “Elevated” supervision assignment level.
 - 36 (6%) had a “High” supervision assignment level.
 - 35 (6%) did not have a supervision assignment level reported.
- History of Positive Drug Tests for Multiple Drugs (Both Opioids and Cocaine)
 - 25 (4%) had no drug test history.
 - 1 (<1%) was not tested for opioids or cocaine.
 - 301 (52%) tested negative for opioids or cocaine.
 - 59 (10%) tested positive for opioids only.
 - 123 (21%) tested positive for cocaine only.
 - 72 (12%) tested positive for opioids and cocaine.
- History of Positive Drug Test Results for Meth
 - 579 (>99%) not tested or tested negative for meth.
 - 2 (<1%) tested positive for meth.
- COMPAS Recidivism Risk Level
 - 171 (29%) were at “Low” risk to recidivate.
 - 183 (31%) were at “Medium” risk to recidivate.
 - 160 (28%) were at “High” risk to recidivate.
 - 67 (12%) did not have a recidivism risk level reported.
- Gang Affiliation
 - 30 (5%) had a known gang affiliation.
 - 551 (95%) did not have a known gang affiliation.

District 9 (Charlottesville P&P) – Recidivating Supervisees

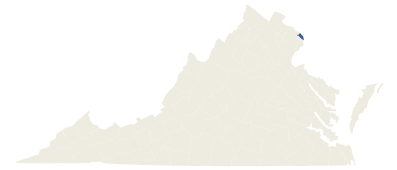
(Includes the Counties of Albemarle, Fluvanna, Goochland, and Louisa, and the City of Charlottesville)



- 115 (19.8%) of the FY2018 community starters from Charlottesville P&P were sentenced to a term of state responsible incarceration or violated parole and were sentenced to a term of state responsible incarceration within three years of their community start date.
- Gender
 - 99 (86%) Male
 - 16 (14%) Female
- Criminal History
 - 35 (30%) had no history of state responsible terms of incarceration.
 - 33 (29%) had exactly one term of state responsible incarceration.
 - 22 (19%) had exactly two terms of state responsible incarceration.
 - 25 (22%) had at least three terms of state responsible incarceration.
- DOC Crime Type
 - 41 (36%) had a “Violent” most serious offense.
 - 59 (51%) had a “Property/Public Order” most serious offense.
 - 13 (11%) had a “Drug” most serious offense.
 - 2 (2%) did not have their offense information reported.
- Age on FY2018 Community Start Date
 - 40 (35%) were younger than age 30.
 - 54 (47%) were between ages 30 and 44.
 - 13 (11%) were between ages 45 and 54.
 - 8 (7%) were age 55 or older.
- Supervision Assignment Level
 - 1 (1%) had a “Low” supervision assignment level.
 - 85 (74%) had a “Medium” supervision assignment level.
 - 13 (11%) had an “Elevated” supervision assignment level.
 - 14 (12%) had a “High” supervision assignment level.
 - 2 (2%) did not have a supervision assignment level reported.
- History of Positive Drug Tests for Multiple Drugs (Both Opioids and Cocaine)
 - 4 (3%) had no drug test history.
 - 53 (46%) tested negative for opioids or cocaine.
 - 12 (10%) tested positive for opioids only.
 - 25 (22%) tested positive for cocaine only.
 - 21 (18%) tested positive for opioids and cocaine.
- History of Positive Drug Test Results for Meth
 - 115 (100%) not tested or tested negative for meth.
- COMPAS Recidivism Risk Level
 - 25 (22%) were at “Low” risk to recidivate.
 - 34 (30%) were at “Medium” risk to recidivate.
 - 52 (45%) were at “High” risk to recidivate.
 - 4 (3%) did not have a recidivism risk level reported.
- Gang Affiliation
 - 9 (8%) had a known gang affiliation.
 - 106 (92%) did not have a known gang affiliation.

District 10 (Arlington P&P) – All Community Starters

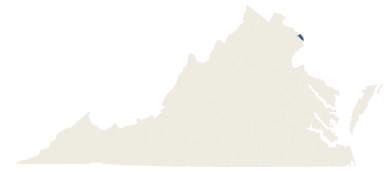
(Includes the County of Arlington and the City of Falls Church)



- 500 of the FY2018 community starters had Arlington P&P as their primary supervision location.
- Gender
 - 383 (77%) Male
 - 117 (23%) Female
- Criminal History (prior to FY2018 community start date)
 - 306 (61%) had no history of state responsible terms of incarceration.
 - 129 (26%) had exactly one term of state responsible incarceration.
 - 32 (6%) had exactly two terms of state responsible incarceration.
 - 33 (7%) had at least three terms of state responsible incarceration.
- DOC Crime Type
 - 77 (15%) had a “Violent” most serious offense.
 - 263 (53%) had a “Property/Public Order” most serious offense.
 - 123 (25%) had a “Drug” most serious offense.
 - 37 (7%) did not have their offense information reported.
- Age on FY2018 Community Start Date
 - 199 (40%) were younger than age 30.
 - 184 (37%) were between ages 30 and 44.
 - 65 (13%) were between ages 45 and 54.
 - 52 (10%) were age 55 or older.
- Supervision Assignment Level
 - 26 (5%) had a “Low” supervision assignment level.
 - 230 (46%) had a “Medium” supervision assignment level.
 - 22 (4%) had an “Elevated” supervision assignment level.
 - 12 (2%) had a “High” supervision assignment level.
 - 210 (42%) did not have a supervision assignment level reported.
- History of Positive Drug Tests for Multiple Drugs (Both Opioids and Cocaine)
 - 178 (36%) had no drug test history.
 - 1 (<1%) was not tested for opioids or cocaine.
 - 240 (48%) tested negative for opioids or cocaine.
 - 26 (5%) tested positive for opioids only.
 - 38 (8%) tested positive for cocaine only.
 - 17 (3%) tested positive for opioids and cocaine.
- History of Positive Drug Test Results for Meth
 - 499 (>99%) not tested or tested negative for meth.
 - 1 (<1%) tested positive for meth.
- COMPAS Recidivism Risk Level
 - 67 (13%) were at “Low” risk to recidivate.
 - 72 (14%) were at “Medium” risk to recidivate.
 - 89 (18%) were at “High” risk to recidivate.
 - 272 (54%) did not have a recidivism risk level reported.
- Gang Affiliation
 - 3 (1%) had a known gang affiliation.
 - 497 (99%) did not have a known gang affiliation.

District 10 (Arlington P&P) – Recidivating Supervisees

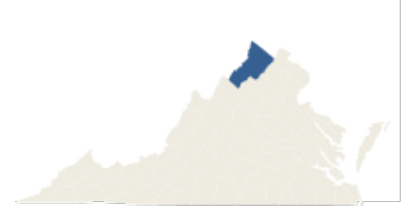
(Includes the County of Arlington and the City of Falls Church)



- 53 (10.6%) of the FY2018 community starters from Arlington P&P were sentenced to a term of state responsible incarceration or violated parole and were sentenced to a term of state responsible incarceration within three years of their community start date.
- Gender
 - 48 (91%) Male
 - 5 (9%) Female
- Criminal History
 - 19 (36%) had no history of state responsible terms of incarceration.
 - 18 (34%) had exactly one term of state responsible incarceration.
 - 7 (13%) had exactly two terms of state responsible incarceration.
 - 9 (17%) had at least three terms of state responsible incarceration.
- DOC Crime Type
 - 9 (17%) had a “Violent” most serious offense.
 - 32 (60%) had a “Property/Public Order” most serious offense.
 - 10 (19%) had a “Drug” most serious offense.
 - 2 (4%) did not have their offense information reported.
- Age on FY2018 Community Start Date
 - 13 (25%) were younger than age 30.
 - 24 (45%) were between ages 30 and 44.
 - 13 (25%) were between ages 45 and 54.
 - 3 (6%) were age 55 or older.
- Supervision Assignment Level
 - 34 (64%) had a “Medium” supervision assignment level.
 - 5 (9%) had an “Elevated” supervision assignment level.
 - 4 (8%) had a “High” supervision assignment level.
 - 10 (19%) did not have a supervision assignment level reported.
- History of Positive Drug Tests for Multiple Drugs (Both Opioids and Cocaine)
 - 11 (21%) had no drug test history.
 - 29 (55%) tested negative for opioids or cocaine.
 - 6 (11%) tested positive for opioids only.
 - 6 (11%) tested positive for cocaine only.
 - 1 (2%) tested positive for opioids and cocaine.
- History of Positive Drug Test Results for Meth
 - 53 (100%) not tested or tested negative for meth.
- COMPAS Recidivism Risk Level
 - 5 (9%) were at “Low” risk to recidivate.
 - 11 (21%) were at “Medium” risk to recidivate.
 - 25 (47%) were at “High” risk to recidivate.
 - 12 (23%) did not have a recidivism risk level reported.
- Gang Affiliation
 - 1 (2%) had a known gang affiliation.
 - 52 (98%) did not have a known gang affiliation.

District 11 (Winchester P&P) – All Community Starters

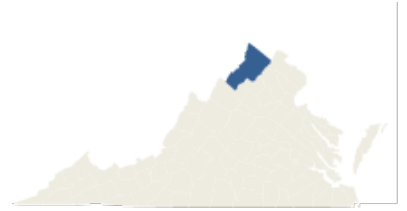
(Includes the Counties of Clarke, Frederick, Shenandoah, and Warren, and the City of Winchester)



- 815 of the FY2018 community starters had Winchester P&P as their primary supervision location.
- Gender
 - 588 (72%) Male
 - 227 (28%) Female
- Criminal History (prior to FY2018 community start date)
 - 442 (54%) had no history of state responsible terms of incarceration.
 - 213 (26%) had exactly one term of state responsible incarceration.
 - 82 (10%) had exactly two terms of state responsible incarceration.
 - 78 (10%) had at least three terms of state responsible incarceration.
- DOC Crime Type
 - 159 (20%) had a “Violent” most serious offense.
 - 356 (44%) had a “Property/Public Order” most serious offense.
 - 273 (33%) had a “Drug” most serious offense.
 - 27 (3%) did not have their offense information reported.
- Age on FY2018 Community Start Date
 - 316 (39%) were younger than age 30.
 - 365 (45%) were between ages 30 and 44.
 - 89 (11%) were between ages 45 and 54.
 - 45 (6%) were age 55 or older.
- Supervision Assignment Level
 - 52 (6%) had a “Low” supervision assignment level.
 - 490 (60%) had a “Medium” supervision assignment level.
 - 82 (10%) had an “Elevated” supervision assignment level.
 - 55 (7%) had a “High” supervision assignment level.
 - 136 (17%) did not have a supervision assignment level reported.
- History of Positive Drug Tests for Multiple Drugs (Both Opioids and Cocaine)
 - 33 (4%) had no drug test history.
 - 388 (48%) tested negative for opioids or cocaine.
 - 178 (22%) tested positive for opioids only.
 - 91 (11%) tested positive for cocaine only.
 - 125 (15%) tested positive for opioids and cocaine.
- History of Positive Drug Test Results for Meth
 - 770 (94%) not tested or tested negative for meth.
 - 45 (6%) tested positive for meth.
- COMPAS Recidivism Risk Level
 - 153 (19%) were at “Low” risk to recidivate.
 - 260 (32%) were at “Medium” risk to recidivate.
 - 255 (31%) were at “High” risk to recidivate.
 - 147 (18%) did not have a recidivism risk level reported.
- Gang Affiliation
 - 32 (4%) had a known gang affiliation.
 - 783 (96%) did not have a known gang affiliation.

District 11 (Winchester P&P) – Recidivating Supervisees

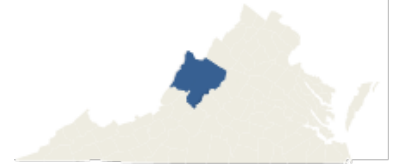
(Includes the Counties of Clarke, Frederick, Shenandoah, and Warren, and the City of Winchester)



- 186 (22.8%) of the FY2018 community starters from Winchester P&P were sentenced to a term of state responsible incarceration or violated parole and were sentenced to a term of state responsible incarceration within three years of their community start date.
- Gender
 - 155 (83%) Male
 - 31 (17%) Female
- Criminal History
 - 65 (35%) had no history of state responsible terms of incarceration.
 - 61 (33%) had exactly one term of state responsible incarceration.
 - 26 (14%) had exactly two terms of state responsible incarceration.
 - 34 (18%) had at least three terms of state responsible incarceration.
- DOC Crime Type
 - 45 (24%) had a “Violent” most serious offense.
 - 94 (51%) had a “Property/Public Order” most serious offense.
 - 44 (24%) had a “Drug” most serious offense.
 - 3 (2%) did not have their offense information reported.
- Age on FY2018 Community Start Date
 - 82 (44%) were younger than age 30.
 - 78 (42%) were between ages 30 and 44.
 - 21 (11%) were between ages 45 and 54.
 - 5 (3%) were age 55 or older.
- Supervision Assignment Level
 - 1 (1%) had a “Low” supervision assignment level.
 - 97 (52%) had a “Medium” supervision assignment level.
 - 36 (19%) had an “Elevated” supervision assignment level.
 - 32 (17%) had a “High” supervision assignment level.
 - 20 (11%) did not have a supervision assignment level reported.
- History of Positive Drug Tests for Multiple Drugs (Both Opioids and Cocaine)
 - 6 (3%) had no drug test history.
 - 76 (41%) tested negative for opioids or cocaine.
 - 33 (18%) tested positive for opioids only.
 - 28 (15%) tested positive for cocaine only.
 - 43 (23%) tested positive for opioids and cocaine.
- History of Positive Drug Test Results for Meth
 - 169 (91%) not tested or tested negative for meth.
 - 17 (9%) tested positive for meth.
- COMPAS Recidivism Risk Level
 - 31 (17%) were at “Low” risk to recidivate.
 - 47 (25%) were at “Medium” risk to recidivate.
 - 99 (53%) were at “High” risk to recidivate.
 - 9 (5%) did not have a recidivism risk level reported.
- Gang Affiliation
 - 17 (9%) had a known gang affiliation.
 - 169 (91%) did not have a known gang affiliation.

District 12 (Staunton P&P) – All Community Starters

(Includes the Counties of Augusta, Bath, Highland, Rockbridge, and the Cities of Buena Vista, Lexington, Staunton, and Waynesboro)¹⁷

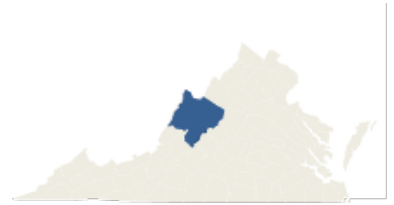


- 572 of the FY2018 community starters had Staunton P&P as their primary supervision location.
- Gender
 - 429 (75%) Male
 - 142 (25%) Female
 - 1 (<1%) Other
- Criminal History (prior to FY2018 community start date)
 - 281 (49%) had no history of state responsible terms of incarceration.
 - 143 (25%) had exactly one term of state responsible incarceration.
 - 78 (14%) had exactly two terms of state responsible incarceration.
 - 70 (12%) had at least three terms of state responsible incarceration.
- DOC Crime Type
 - 151 (26%) had a “Violent” most serious offense.
 - 222 (39%) had a “Property/Public Order” most serious offense.
 - 182 (32%) had a “Drug” most serious offense.
 - 17 (3%) did not have their offense information reported.
- Age on FY2018 Community Start Date
 - 190 (33%) were younger than age 30.
 - 254 (44%) were between ages 30 and 44.
 - 87 (15%) were between ages 45 and 54.
 - 41 (7%) were age 55 or older.
- Supervision Assignment Level
 - 18 (3%) had a “Low” supervision assignment level.
 - 447 (78%) had a “Medium” supervision assignment level.
 - 60 (10%) had an “Elevated” supervision assignment level.
 - 23 (4%) had a “High” supervision assignment level.
 - 24 (4%) did not have a supervision assignment level reported.
- History of Positive Drug Tests for Multiple Drugs (Both Opioids and Cocaine)
 - 38 (7%) had no drug test history.
 - 1 (<1%) was not tested for opioids or cocaine.
 - 411 (72%) tested negative for opioids or cocaine.
 - 63 (11%) tested positive for opioids only.
 - 40 (7%) tested positive for cocaine only.
 - 19 (3%) tested positive for opioids and cocaine.
- History of Positive Drug Test Results for Meth
 - 524 (92%) not tested or tested negative for meth.
 - 48 (8%) tested positive for meth.
- COMPAS Recidivism Risk Level
 - 167 (29%) were at “Low” risk to recidivate.
 - 198 (35%) were at “Medium” risk to recidivate.
 - 160 (28%) were at “High” risk to recidivate.
 - 47 (8%) did not have a recidivism risk level reported.
- Gang Affiliation
 - 40 (7%) had a known gang affiliation.
 - 532 (93%) did not have a known gang affiliation.

¹⁷ On March 1, 2018, district boundaries were moved so that Rockbridge County, Buena Vista, and Lexington transferred from District 12 (Staunton P&P) to District 40 (Fincastle P&P).

District 12 (Staunton P&P) – Recidivating Supervisees

(Includes the Counties of Augusta, Bath, Highland, Rockbridge, and the Cities of Buena Vista, Lexington, Staunton, and Waynesboro)¹⁸

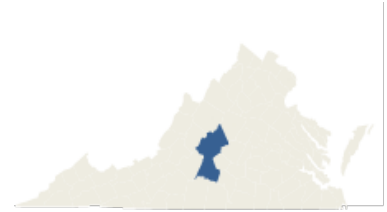


- 158 (27.6%) of the FY2018 community starters from Staunton P&P were sentenced to a term of state responsible incarceration or violated parole and were sentenced to a term of state responsible incarceration within three years of their community start date.
- Gender
 - 141 (89%) Male
 - 17 (11%) Female
- Criminal History
 - 55 (35%) had no history of state responsible terms of incarceration.
 - 39 (25%) had exactly one term of state responsible incarceration.
 - 34 (22%) had exactly two terms of state responsible incarceration.
 - 30 (19%) had at least three terms of state responsible incarceration.
- DOC Crime Type
 - 52 (33%) had a “Violent” most serious offense.
 - 61 (39%) had a “Property/Public Order” most serious offense.
 - 40 (25%) had a “Drug” most serious offense.
 - 5 (3%) did not have their offense information reported.
- Age on FY2018 Community Start Date
 - 59 (37%) were younger than age 30.
 - 77 (49%) were between ages 30 and 44.
 - 17 (11%) were between ages 45 and 54.
 - 5 (3%) were age 55 or older.
- Supervision Assignment Level
 - 115 (73%) had a “Medium” supervision assignment level.
 - 28 (18%) had an “Elevated” supervision assignment level.
 - 11 (7%) had a “High” supervision assignment level.
 - 4 (3%) did not have a supervision assignment level reported.
- History of Positive Drug Tests for Multiple Drugs (Both Opioids and Cocaine)
 - 13 (8%) had no drug test history.
 - 1 (1%) was not tested for opioids or cocaine.
 - 105 (66%) tested negative for opioids or cocaine.
 - 20 (13%) tested positive for opioids only.
 - 12 (8%) tested positive for cocaine only.
 - 7 (4%) tested positive for opioids and cocaine.
- History of Positive Drug Test Results for Meth
 - 141 (89%) not tested or tested negative for meth.
 - 17 (11%) tested positive for meth.
- COMPAS Recidivism Risk Level
 - 29 (18%) were at “Low” risk to recidivate.
 - 60 (38%) were at “Medium” risk to recidivate.
 - 67 (42%) were at “High” risk to recidivate.
 - 2 (1%) did not have a recidivism risk level reported.
- Gang Affiliation
 - 22 (14%) had a known gang affiliation.
 - 136 (86%) did not have a known gang affiliation.

¹⁸ On March 1, 2018, district boundaries were moved so that Rockbridge County, Buena Vista, and Lexington transferred from District 12 (Staunton P&P) to District 40 (Fincastle P&P).

District 13 (Lynchburg P&P) – All Community Starters

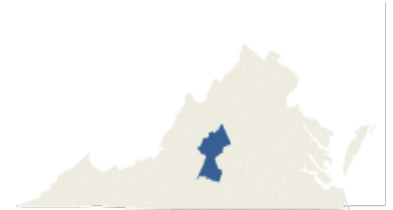
(Includes the Counties of Amherst, Campbell, Nelson, and the City of Lynchburg)



- 688 of the FY2018 community starters had Lynchburg P&P as their primary supervision location.
- Gender
 - 551 (80%) Male
 - 137 (20%) Female
- Criminal History (prior to FY2018 community start date)
 - 310 (45%) had no history of state responsible terms of incarceration.
 - 180 (26%) had exactly one term of state responsible incarceration.
 - 100 (15%) had exactly two terms of state responsible incarceration.
 - 98 (14%) had at least three terms of state responsible incarceration.
- DOC Crime Type
 - 186 (27%) had a “Violent” most serious offense.
 - 261 (38%) had a “Property/Public Order” most serious offense.
 - 172 (25%) had a “Drug” most serious offense.
 - 69 (10%) did not have their offense information reported.
- Age on FY2018 Community Start Date
 - 232 (34%) were younger than age 30.
 - 296 (43%) were between ages 30 and 44.
 - 106 (15%) were between ages 45 and 54.
 - 54 (8%) were age 55 or older.
- Supervision Assignment Level
 - 14 (2%) had a “Low” supervision assignment level.
 - 530 (77%) had a “Medium” supervision assignment level.
 - 75 (11%) had an “Elevated” supervision assignment level.
 - 32 (5%) had a “High” supervision assignment level.
 - 37 (5%) did not have a supervision assignment level reported.
- History of Positive Drug Tests for Multiple Drugs (Both Opioids and Cocaine)
 - 74 (11%) had no drug test history.
 - 386 (56%) tested negative for opioids or cocaine.
 - 52 (8%) tested positive for opioids only.
 - 142 (21%) tested positive for cocaine only.
 - 34 (5%) tested positive for opioids and cocaine.
- History of Positive Drug Test Results for Meth
 - 684 (99%) not tested or tested negative for meth.
 - 4 (1%) tested positive for meth.
- COMPAS Recidivism Risk Level
 - 163 (24%) were at “Low” risk to recidivate.
 - 210 (31%) were at “Medium” risk to recidivate.
 - 261 (38%) were at “High” risk to recidivate.
 - 54 (8%) did not have a recidivism risk level reported.
- Gang Affiliation
 - 57 (8%) had a known gang affiliation.
 - 631 (92%) did not have a known gang affiliation.

District 13 (Lynchburg P&P) – Recidivating Supervisees

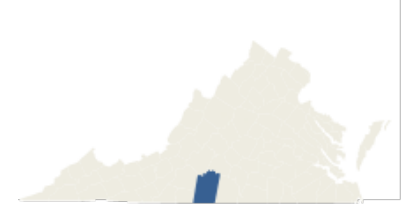
(Includes the Counties of Amherst, Campbell, Nelson, and the City of Lynchburg)



- 145 (21.1%) of the FY2018 community starters from Lynchburg P&P were sentenced to a term of state responsible incarceration or violated parole and were sentenced to a term of state responsible incarceration within three years of their community start date.
- Gender
 - 126 (87%) Male
 - 19 (13%) Female
- Criminal History
 - 57 (39%) had no history of state responsible terms of incarceration.
 - 43 (30%) had exactly one term of state responsible incarceration.
 - 16 (11%) had exactly two terms of state responsible incarceration.
 - 29 (20%) had at least three terms of state responsible incarceration.
- DOC Crime Type
 - 39 (27%) had a “Violent” most serious offense.
 - 59 (41%) had a “Property/Public Order” most serious offense.
 - 38 (26%) had a “Drug” most serious offense.
 - 9 (6%) did not have their offense information reported.
- Age on FY2018 Community Start Date
 - 63 (43%) were younger than age 30.
 - 66 (46%) were between ages 30 and 44.
 - 12 (8%) were between ages 45 and 54.
 - 4 (3%) were age 55 or older.
- Supervision Assignment Level
 - 105 (72%) had a “Medium” supervision assignment level.
 - 23 (16%) had an “Elevated” supervision assignment level.
 - 14 (10%) had a “High” supervision assignment level.
 - 3 (2%) did not have a supervision assignment level reported.
- History of Positive Drug Tests for Multiple Drugs (Both Opioids and Cocaine)
 - 14 (10%) had no drug test history.
 - 77 (53%) tested negative for opioids or cocaine.
 - 10 (7%) tested positive for opioids only.
 - 39 (27%) tested positive for cocaine only.
 - 5 (3%) tested positive for opioids and cocaine.
- History of Positive Drug Test Results for Meth
 - 144 (99%) not tested or tested negative for meth.
 - 1 (1%) tested positive for meth.
- COMPAS Recidivism Risk Level
 - 22 (15%) were at “Low” risk to recidivate.
 - 36 (25%) were at “Medium” risk to recidivate.
 - 82 (57%) were at “High” risk to recidivate.
 - 5 (3%) did not have a recidivism risk level reported.
- Gang Affiliation
 - 24 (17%) had a known gang affiliation.
 - 121 (83%) did not have a known gang affiliation.

District 14 (Danville P&P) – All Community Starters

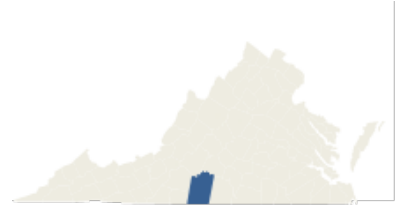
(Includes the County of Pittsylvania and the City of Danville)



- 490 of the FY2018 community starters had Danville P&P as their primary supervision location.
- Gender
 - 377 (77%) Male
 - 113 (23%) Female
- Criminal History (prior to FY2018 community start date)
 - 249 (51%) had no history of state responsible terms of incarceration.
 - 130 (27%) had exactly one term of state responsible incarceration.
 - 56 (11%) had exactly two terms of state responsible incarceration.
 - 55 (11%) had at least three terms of state responsible incarceration.
- DOC Crime Type
 - 118 (24%) had a “Violent” most serious offense.
 - 246 (50%) had a “Property/Public Order” most serious offense.
 - 103 (21%) had a “Drug” most serious offense.
 - 23 (5%) did not have their offense information reported.
- Age on FY2018 Community Start Date
 - 160 (33%) were younger than age 30.
 - 211 (43%) were between ages 30 and 44.
 - 75 (15%) were between ages 45 and 54.
 - 44 (9%) were age 55 or older.
- Supervision Assignment Level
 - 64 (13%) had a “Low” supervision assignment level.
 - 297 (61%) had a “Medium” supervision assignment level.
 - 32 (7%) had an “Elevated” supervision assignment level.
 - 11 (2%) had a “High” supervision assignment level.
 - 86 (18%) did not have a supervision assignment level reported.
- History of Positive Drug Tests for Multiple Drugs (Both Opioids and Cocaine)
 - 51 (10%) had no drug test history.
 - 228 (47%) tested negative for opioids or cocaine.
 - 36 (7%) tested positive for opioids only.
 - 130 (27%) tested positive for cocaine only.
 - 45 (9%) tested positive for opioids and cocaine.
- History of Positive Drug Test Results for Meth
 - 489 (>99%) not tested or tested negative for meth.
 - 1 (<1%) tested positive for meth.
- COMPAS Recidivism Risk Level
 - 136 (28%) were at “Low” risk to recidivate.
 - 177 (36%) were at “Medium” risk to recidivate.
 - 109 (22%) were at “High” risk to recidivate.
 - 68 (14%) did not have a recidivism risk level reported.
- Gang Affiliation
 - 19 (4%) had a known gang affiliation.
 - 471 (96%) did not have a known gang affiliation.

District 14 (Danville P&P) – Recidivating Supervisees

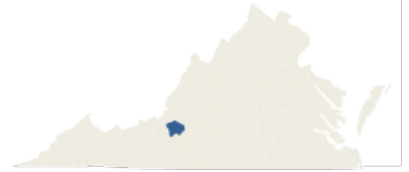
(Includes the County of Pittsylvania and the City of Danville)



- 94 (19.2%) of the FY2018 community starters from Danville P&P were sentenced to a term of state responsible incarceration or violated parole and were sentenced to a term of state responsible incarceration within three years of their community start date.
- Gender
 - 74 (79%) Male
 - 20 (21%) Female
- Criminal History
 - 32 (34%) had no history of state responsible terms of incarceration.
 - 30 (32%) had exactly one term of state responsible incarceration.
 - 10 (11%) had exactly two terms of state responsible incarceration.
 - 22 (23%) had at least three terms of state responsible incarceration.
- DOC Crime Type
 - 24 (26%) had a “Violent” most serious offense.
 - 51 (54%) had a “Property/Public Order” most serious offense.
 - 17 (18%) had a “Drug” most serious offense.
 - 2 (2%) did not have their offense information reported.
- Age on FY2018 Community Start Date
 - 32 (34%) were younger than age 30.
 - 45 (48%) were between ages 30 and 44.
 - 16 (17%) were between ages 45 and 54.
 - 1 (1%) was age 55 or older.
- Supervision Assignment Level
 - 3 (3%) had a “Low” supervision assignment level.
 - 57 (61%) had a “Medium” supervision assignment level.
 - 12 (13%) had an “Elevated” supervision assignment level.
 - 4 (4%) had a “High” supervision assignment level.
 - 18 (19%) did not have a supervision assignment level reported.
- History of Positive Drug Tests for Multiple Drugs (Both Opioids and Cocaine)
 - 7 (7%) had no drug test history.
 - 28 (30%) tested negative for opioids or cocaine.
 - 6 (6%) tested positive for opioids only.
 - 35 (37%) tested positive for cocaine only.
 - 18 (19%) tested positive for opioids and cocaine.
- History of Positive Drug Test Results for Meth
 - 94 (100%) not tested or tested negative for meth.
- COMPAS Recidivism Risk Level
 - 15 (16%) were at “Low” risk to recidivate.
 - 37 (39%) were at “Medium” risk to recidivate.
 - 39 (41%) were at “High” risk to recidivate.
 - 3 (3%) did not have a recidivism risk level reported.
- Gang Affiliation
 - 4 (4%) had a known gang affiliation.
 - 90 (96%) did not have a known gang affiliation.

District 15 (Roanoke P&P) – All Community Starters

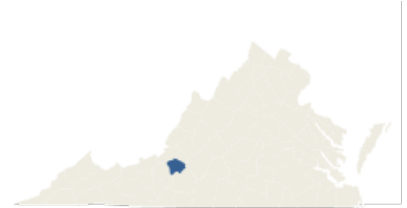
(Includes the County of Roanoke and the Cities of Roanoke and Salem)



- 970 of the FY2018 community starters had Roanoke P&P as their primary supervision location.
- Gender
 - 714 (74%) Male
 - 256 (26%) Female
- Criminal History (prior to FY2018 community start date)
 - 469 (48%) had no history of state responsible terms of incarceration.
 - 249 (26%) had exactly one term of state responsible incarceration.
 - 117 (12%) had exactly two terms of state responsible incarceration.
 - 135 (14%) had at least three terms of state responsible incarceration.
- DOC Crime Type
 - 230 (24%) had a “Violent” most serious offense.
 - 453 (47%) had a “Property/Public Order” most serious offense.
 - 256 (26%) had a “Drug” most serious offense.
 - 31 (3%) did not have their offense information reported.
- Age on FY2018 Community Start Date
 - 308 (32%) were younger than age 30.
 - 441 (45%) were between ages 30 and 44.
 - 161 (17%) were between ages 45 and 54.
 - 60 (6%) were age 55 or older.
- Supervision Assignment Level
 - 60 (6%) had a “Low” supervision assignment level.
 - 565 (58%) had a “Medium” supervision assignment level.
 - 205 (21%) had an “Elevated” supervision assignment level.
 - 82 (8%) had a “High” supervision assignment level.
 - 58 (6%) did not have a supervision assignment level reported.
- History of Positive Drug Tests for Multiple Drugs (Both Opioids and Cocaine)
 - 20 (2%) had no drug test history.
 - 1 (<1%) was not tested for opioids or cocaine.
 - 417 (43%) tested negative for opioids or cocaine.
 - 151 (16%) tested positive for opioids only.
 - 176 (18%) tested positive for cocaine only.
 - 205 (21%) tested positive for opioids and cocaine.
- History of Positive Drug Test Results for Meth
 - 967 (>99%) not tested or tested negative for meth.
 - 3 (<1%) tested positive for meth.
- COMPAS Recidivism Risk Level
 - 211 (22%) were at “Low” risk to recidivate.
 - 312 (32%) were at “Medium” risk to recidivate.
 - 368 (38%) were at “High” risk to recidivate.
 - 79 (8%) did not have a recidivism risk level reported.
- Gang Affiliation
 - 60 (6%) had a known gang affiliation.
 - 910 (94%) did not have a known gang affiliation.

District 15 (Roanoke P&P) – Recidivating Supervisees

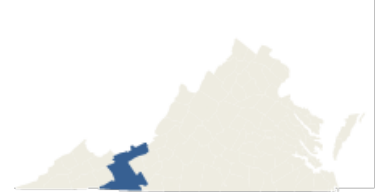
(Includes the County of Roanoke and the Cities of Roanoke and Salem)



- 233 (24.0%) of the FY2018 community starters from Roanoke P&P were sentenced to a term of state responsible incarceration or violated parole and were sentenced to a term of state responsible incarceration within three years of their community start date.
- Gender
 - 194 (83%) Male
 - 39 (17%) Female
- Criminal History
 - 72 (31%) had no history of state responsible terms of incarceration.
 - 61 (26%) had exactly one term of state responsible incarceration.
 - 47 (20%) had exactly two terms of state responsible incarceration.
 - 53 (23%) had at least three terms of state responsible incarceration.
- DOC Crime Type
 - 61 (26%) had a “Violent” most serious offense.
 - 122 (52%) had a “Property/Public Order” most serious offense.
 - 48 (21%) had a “Drug” most serious offense.
 - 2 (1%) did not have their offense information reported.
- Age on FY2018 Community Start Date
 - 64 (27%) were younger than age 30.
 - 115 (49%) were between ages 30 and 44.
 - 44 (19%) were between ages 45 and 54.
 - 10 (4%) were age 55 or older.
- Supervision Assignment Level
 - 1 (<1%) had a “Low” supervision assignment level.
 - 129 (55%) had a “Medium” supervision assignment level.
 - 68 (29%) had an “Elevated” supervision assignment level.
 - 23 (10%) had a “High” supervision assignment level.
 - 12 (5%) did not have a supervision assignment level reported.
- History of Positive Drug Tests for Multiple Drugs (Both Opioids and Cocaine)
 - 5 (2%) had no drug test history.
 - 75 (32%) tested negative for opioids or cocaine.
 - 26 (11%) tested positive for opioids only.
 - 55 (24%) tested positive for cocaine only.
 - 72 (31%) tested positive for opioids and cocaine.
- History of Positive Drug Test Results for Meth
 - 230 (99%) not tested or tested negative for meth.
 - 3 (1%) tested positive for meth.
- COMPAS Recidivism Risk Level
 - 26 (11%) were at “Low” risk to recidivate.
 - 80 (34%) were at “Medium” risk to recidivate.
 - 113 (48%) were at “High” risk to recidivate.
 - 14 (6%) did not have a recidivism risk level reported.
- Gang Affiliation
 - 18 (8%) had a known gang affiliation.
 - 215 (92%) did not have a known gang affiliation.

District 16 (Wytheville P&P) – All Community Starters

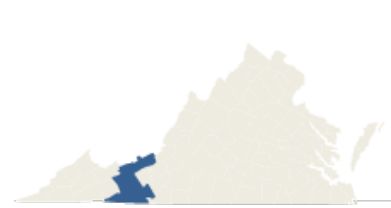
(Includes the Counties of Bland, Carroll, Giles, Grayson, and Wythe and the City of Galax)



- 632 of the FY2018 community starters had Wytheville P&P as their primary supervision location.
- Gender
 - 442 (70%) Male
 - 190 (30%) Female
- Criminal History (prior to FY2018 community start date)
 - 351 (56%) had no history of state responsible terms of incarceration.
 - 167 (26%) had exactly one term of state responsible incarceration.
 - 63 (10%) had exactly two terms of state responsible incarceration.
 - 51 (8%) had at least three terms of state responsible incarceration.
- DOC Crime Type
 - 136 (22%) had a “Violent” most serious offense.
 - 268 (42%) had a “Property/Public Order” most serious offense.
 - 216 (34%) had a “Drug” most serious offense.
 - 12 (2%) did not have their offense information reported.
- Age on FY2018 Community Start Date
 - 175 (28%) were younger than age 30.
 - 312 (49%) were between ages 30 and 44.
 - 108 (17%) were between ages 45 and 54.
 - 37 (6%) were age 55 or older.
- Supervision Assignment Level
 - 10 (2%) had a “Low” supervision assignment level.
 - 455 (72%) had a “Medium” supervision assignment level.
 - 38 (6%) had an “Elevated” supervision assignment level.
 - 129 (20%) did not have a supervision assignment level reported.
- History of Positive Drug Tests for Multiple Drugs (Both Opioids and Cocaine)
 - 137 (22%) had no drug test history.
 - 7 (1%) were not tested for opioids or cocaine.
 - 353 (56%) tested negative for opioids or cocaine.
 - 112 (18%) tested positive for opioids only.
 - 8 (1%) tested positive for cocaine only.
 - 15 (2%) tested positive for opioids and cocaine.
- History of Positive Drug Test Results for Meth
 - 519 (82%) not tested or tested negative for meth.
 - 113 (18%) tested positive for meth.
- COMPAS Recidivism Risk Level
 - 172 (27%) were at “Low” risk to recidivate.
 - 166 (26%) were at “Medium” risk to recidivate.
 - 109 (17%) were at “High” risk to recidivate.
 - 185 (29%) did not have a recidivism risk level reported.
- Gang Affiliation
 - 13 (2%) had a known gang affiliation.
 - 619 (98%) did not have a known gang affiliation.

District 16 (Wytheville P&P) – Recidivating Supervisees

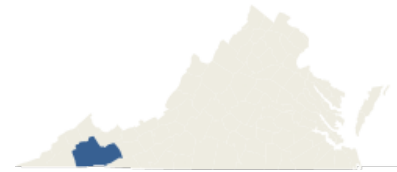
(Includes the Counties of Bland, Carroll, Giles, Grayson, and Wythe and the City of Galax)



- 161 (25.5%) of the FY2018 community starters from Wytheville P&P were sentenced to a term of state responsible incarceration or violated parole and were sentenced to a term of state responsible incarceration within three years of their community start date.
- Gender
 - 126 (78%) Male
 - 35 (22%) Female
- Criminal History
 - 78 (48%) had no history of state responsible terms of incarceration.
 - 33 (20%) had exactly one term of state responsible incarceration.
 - 26 (16%) had exactly two terms of state responsible incarceration.
 - 24 (15%) had at least three terms of state responsible incarceration.
- DOC Crime Type
 - 36 (22%) had a “Violent” most serious offense.
 - 69 (43%) had a “Property/Public Order” most serious offense.
 - 55 (34%) had a “Drug” most serious offense.
 - 1 (1%) did not have their offense information reported.
- Age on FY2018 Community Start Date
 - 51 (32%) were younger than age 30.
 - 85 (53%) were between ages 30 and 44.
 - 21 (13%) were between ages 45 and 54.
 - 4 (2%) were age 55 or older.
- Supervision Assignment Level
 - 131 (81%) had a “Medium” supervision assignment level.
 - 16 (10%) had an “Elevated” supervision assignment level.
 - 14 (9%) did not have a supervision assignment level reported.
- History of Positive Drug Tests for Multiple Drugs (Both Opioids and Cocaine)
 - 20 (12%) had no drug test history.
 - 3 (2%) were not tested for opioids or cocaine.
 - 94 (58%) tested negative for opioids or cocaine.
 - 30 (19%) tested positive for opioids only.
 - 6 (4%) tested positive for cocaine only.
 - 8 (5%) tested positive for opioids and cocaine.
- History of Positive Drug Test Results for Meth
 - 107 (66%) not tested or tested negative for meth.
 - 54 (34%) tested positive for meth.
- COMPAS Recidivism Risk Level
 - 36 (22%) were at “Low” risk to recidivate.
 - 59 (37%) were at “Medium” risk to recidivate.
 - 54 (34%) were at “High” risk to recidivate.
 - 12 (7%) did not have a recidivism risk level reported.
- Gang Affiliation
 - 7 (4%) had a known gang affiliation.
 - 154 (96%) did not have a known gang affiliation.

District 17 (Abingdon P&P) – All Community Starters

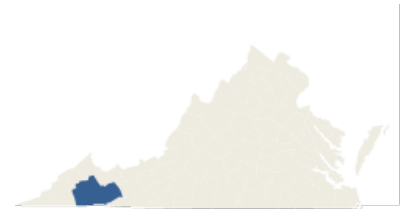
(Includes the Counties of Russell, Smyth, and Washington, and the City of Bristol)



- 1,016 of the FY2018 community starters had Abingdon P&P as their primary supervision location.
- Gender
 - 680 (67%) Male
 - 336 (33%) Female
- Criminal History (prior to FY2018 community start date)
 - 582 (57%) had no history of state responsible terms of incarceration.
 - 274 (27%) had exactly one term of state responsible incarceration.
 - 89 (9%) had exactly two terms of state responsible incarceration.
 - 71 (7%) had at least three terms of state responsible incarceration.
- DOC Crime Type
 - 168 (17%) had a “Violent” most serious offense.
 - 392 (39%) had a “Property/Public Order” most serious offense.
 - 413 (41%) had a “Drug” most serious offense.
 - 43 (4%) did not have their offense information reported.
- Age on FY2018 Community Start Date
 - 297 (29%) were younger than age 30.
 - 525 (52%) were between ages 30 and 44.
 - 140 (14%) were between ages 45 and 54.
 - 54 (5%) were age 55 or older.
- Supervision Assignment Level
 - 43 (4%) had a “Low” supervision assignment level.
 - 773 (76%) had a “Medium” supervision assignment level.
 - 46 (5%) had an “Elevated” supervision assignment level.
 - 8 (1%) had a “High” supervision assignment level.
 - 146 (14%) did not have a supervision assignment level reported.
- History of Positive Drug Tests for Multiple Drugs (Both Opioids and Cocaine)
 - 122 (12%) had no drug test history.
 - 2 (<1%) were not tested for opioids or cocaine.
 - 503 (50%) tested negative for opioids or cocaine.
 - 351 (35%) tested positive for opioids only.
 - 21 (2%) tested positive for cocaine only.
 - 17 (2%) tested positive for opioids and cocaine.
- History of Positive Drug Test Results for Meth
 - 951 (94%) not tested or tested negative for meth.
 - 65 (6%) tested positive for meth.
- COMPAS Recidivism Risk Level
 - 340 (33%) were at “Low” risk to recidivate.
 - 290 (29%) were at “Medium” risk to recidivate.
 - 220 (22%) were at “High” risk to recidivate.
 - 166 (16%) did not have a recidivism risk level reported.
- Gang Affiliation
 - 42 (4%) had a known gang affiliation.
 - 974 (96%) did not have a known gang affiliation.

District 17 (Abingdon P&P) – Recidivating Supervisees

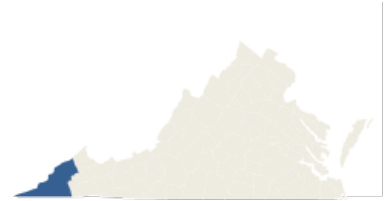
(Includes the Counties of Russell, Smyth, and Washington, and the City of Bristol)



- 296 (29.1%) of the FY2018 community starters from Abingdon P&P were sentenced to a term of state responsible incarceration or violated parole and were sentenced to a term of state responsible incarceration within three years of their community start date.
- Gender
 - 209 (71%) Male
 - 87 (29%) Female
- Criminal History
 - 146 (49%) had no history of state responsible terms of incarceration.
 - 81 (27%) had exactly one term of state responsible incarceration.
 - 38 (13%) had exactly two terms of state responsible incarceration.
 - 31 (10%) had at least three terms of state responsible incarceration.
- DOC Crime Type
 - 55 (19%) had a “Violent” most serious offense.
 - 122 (41%) had a “Property/Public Order” most serious offense.
 - 108 (36%) had a “Drug” most serious offense.
 - 11 (4%) did not have their offense information reported.
- Age on FY2018 Community Start Date
 - 89 (30%) were younger than age 30.
 - 160 (54%) were between ages 30 and 44.
 - 36 (12%) were between ages 45 and 54.
 - 11 (4%) were age 55 or older.
- Supervision Assignment Level
 - 1 (<1%) had a “Low” supervision assignment level.
 - 253 (85%) had a “Medium” supervision assignment level.
 - 20 (7%) had an “Elevated” supervision assignment level.
 - 3 (1%) had a “High” supervision assignment level.
 - 19 (6%) did not have a supervision assignment level reported.
- History of Positive Drug Tests for Multiple Drugs (Both Opioids and Cocaine)
 - 27 (9%) had no drug test history.
 - 148 (50%) tested negative for opioids or cocaine.
 - 110 (37%) tested positive for opioids only.
 - 5 (2%) tested positive for cocaine only.
 - 6 (2%) tested positive for opioids and cocaine.
- History of Positive Drug Test Results for Meth
 - 264 (89%) not tested or tested negative for meth.
 - 32 (11%) tested positive for meth.
- COMPAS Recidivism Risk Level
 - 85 (29%) were at “Low” risk to recidivate.
 - 104 (35%) were at “Medium” risk to recidivate.
 - 94 (32%) were at “High” risk to recidivate.
 - 13 (4%) did not have a recidivism risk level reported.
- Gang Affiliation
 - 13 (4%) had a known gang affiliation.
 - 283 (96%) did not have a known gang affiliation.

District 18 (Norton P&P) – All Community Starters

(Includes the Counties of Dickenson, Lee, Scott, and Wise, and the City of Norton)



- 618 of the FY2018 community starters had Norton P&P as their primary supervision location.
- Gender
 - 417 (67%) Male
 - 200 (32%) Female
 - 1 (<1%) Other
- Criminal History (prior to FY2018 community start date)
 - 309 (50%) had no history of state responsible terms of incarceration.
 - 184 (30%) had exactly one term of state responsible incarceration.
 - 67 (11%) had exactly two terms of state responsible incarceration.
 - 58 (9%) had at least three terms of state responsible incarceration.
- DOC Crime Type
 - 108 (17%) had a “Violent” most serious offense.
 - 315 (51%) had a “Property/Public Order” most serious offense.
 - 186 (30%) had a “Drug” most serious offense.
 - 9 (1%) did not have their offense information reported.
- Age on FY2018 Community Start Date
 - 172 (28%) were younger than age 30.
 - 335 (54%) were between ages 30 and 44.
 - 82 (13%) were between ages 45 and 54.
 - 29 (5%) were age 55 or older.
- Supervision Assignment Level
 - 82 (13%) had a “Low” supervision assignment level.
 - 341 (55%) had a “Medium” supervision assignment level.
 - 40 (6%) had an “Elevated” supervision assignment level.
 - 6 (1%) had a “High” supervision assignment level.
 - 149 (24%) did not have a supervision assignment level reported.
- History of Positive Drug Tests for Multiple Drugs (Both Opioids and Cocaine)
 - 108 (17%) had no drug test history.
 - 212 (34%) tested negative for opioids or cocaine.
 - 273 (44%) tested positive for opioids only.
 - 7 (1%) tested positive for cocaine only.
 - 18 (3%) tested positive for opioids and cocaine.
- History of Positive Drug Test Results for Meth
 - 602 (97%) not tested or tested negative for meth.
 - 16 (3%) tested positive for meth.
- COMPAS Recidivism Risk Level
 - 123 (20%) were at “Low” risk to recidivate.
 - 180 (29%) were at “Medium” risk to recidivate.
 - 138 (22%) were at “High” risk to recidivate.
 - 177 (29%) did not have a recidivism risk level reported.
- Gang Affiliation
 - 24 (4%) had a known gang affiliation.
 - 594 (96%) did not have a known gang affiliation.

District 18 (Norton P&P) – Recidivating Supervisees

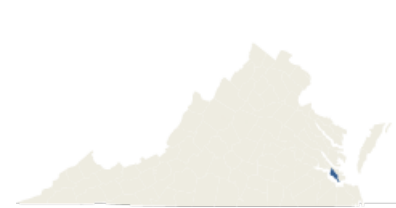
(Includes the Counties of Dickenson, Lee, Scott, and Wise, and the City of Norton)



- 163 (26.4%) of the FY2018 community starters from Norton P&P were sentenced to a term of state responsible incarceration or violated parole and were sentenced to a term of state responsible incarceration within three years of their community start date.
- Gender
 - 124 (76%) Male
 - 39 (24%) Female
- Criminal History
 - 68 (42%) had no history of state responsible terms of incarceration.
 - 54 (33%) had exactly one term of state responsible incarceration.
 - 20 (12%) had exactly two terms of state responsible incarceration.
 - 21 (13%) had at least three terms of state responsible incarceration.
- DOC Crime Type
 - 35 (21%) had a “Violent” most serious offense.
 - 84 (52%) had a “Property/Public Order” most serious offense.
 - 41 (25%) had a “Drug” most serious offense.
 - 3 (2%) did not have their offense information reported.
- Age on FY2018 Community Start Date
 - 59 (36%) were younger than age 30.
 - 84 (52%) were between ages 30 and 44.
 - 19 (12%) were between ages 45 and 54.
 - 1 (1%) was age 55 or older.
- Supervision Assignment Level
 - 12 (7%) had a “Low” supervision assignment level.
 - 114 (70%) had a “Medium” supervision assignment level.
 - 18 (11%) had an “Elevated” supervision assignment level.
 - 19 (12%) did not have a supervision assignment level reported.
- History of Positive Drug Tests for Multiple Drugs (Both Opioids and Cocaine)
 - 14 (9%) had no drug test history.
 - 50 (31%) tested negative for opioids or cocaine.
 - 88 (54%) tested positive for opioids only.
 - 3 (2%) tested positive for cocaine only.
 - 8 (5%) tested positive for opioids and cocaine.
- History of Positive Drug Test Results for Meth
 - 155 (95%) not tested or tested negative for meth.
 - 8 (5%) tested positive for meth.
- COMPAS Recidivism Risk Level
 - 35 (21%) were at “Low” risk to recidivate.
 - 60 (37%) were at “Medium” risk to recidivate.
 - 54 (33%) were at “High” risk to recidivate.
 - 14 (9%) did not have a recidivism risk level reported.
- Gang Affiliation
 - 10 (6%) had a known gang affiliation.
 - 153 (94%) did not have a known gang affiliation.

District 19 (Newport News P&P) – All Community Starters

(Includes the City of Newport News)



- 723 of the FY2018 community starters had Newport News P&P as their primary supervision location.
- Gender
 - 586 (81%) Male
 - 137 (19%) Female
- Criminal History (prior to FY2018 community start date)
 - 298 (41%) had no history of state responsible terms of incarceration.
 - 220 (30%) had exactly one term of state responsible incarceration.
 - 86 (12%) had exactly two terms of state responsible incarceration.
 - 119 (16%) had at least three terms of state responsible incarceration.
- DOC Crime Type
 - 244 (34%) had a “Violent” most serious offense.
 - 278 (38%) had a “Property/Public Order” most serious offense.
 - 170 (24%) had a “Drug” most serious offense.
 - 31 (4%) did not have their offense information reported.
- Age on FY2018 Community Start Date
 - 262 (36%) were younger than age 30.
 - 274 (38%) were between ages 30 and 44.
 - 115 (16%) were between ages 45 and 54.
 - 72 (10%) were age 55 or older.
- Supervision Assignment Level
 - 33 (5%) had a “Low” supervision assignment level.
 - 501 (69%) had a “Medium” supervision assignment level.
 - 89 (12%) had an “Elevated” supervision assignment level.
 - 59 (8%) had a “High” supervision assignment level.
 - 41 (6%) did not have a supervision assignment level reported.
- History of Positive Drug Tests for Multiple Drugs (Both Opioids and Cocaine)
 - 32 (4%) had no drug test history.
 - 391 (54%) tested negative for opioids or cocaine.
 - 44 (6%) tested positive for opioids only.
 - 163 (23%) tested positive for cocaine only.
 - 93 (13%) tested positive for opioids and cocaine.
- History of Positive Drug Test Results for Meth
 - 722 (>99%) not tested or tested negative for meth.
 - 1 (<1%) tested positive for meth.
- COMPAS Recidivism Risk Level
 - 178 (25%) were at “Low” risk to recidivate.
 - 260 (36%) were at “Medium” risk to recidivate.
 - 215 (30%) were at “High” risk to recidivate.
 - 70 (10%) did not have a recidivism risk level reported.
- Gang Affiliation
 - 52 (7%) had a known gang affiliation.
 - 671 (93%) did not have a known gang affiliation.

District 19 (Newport News P&P) – Recidivating Supervisees

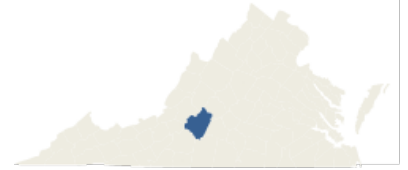
(Includes the City of Newport News)



- 123 (17.0%) of the FY2018 community starters from Newport News P&P were sentenced to a term of state responsible incarceration or violated parole and were sentenced to a term of state responsible incarceration within three years of their community start date.
- Gender
 - 109 (89%) Male
 - 14 (11%) Female
- Criminal History
 - 30 (24%) had no history of state responsible terms of incarceration.
 - 40 (33%) had exactly one term of state responsible incarceration.
 - 18 (15%) had exactly two terms of state responsible incarceration.
 - 35 (28%) had at least three terms of state responsible incarceration.
- DOC Crime Type
 - 52 (42%) had a “Violent” most serious offense.
 - 49 (40%) had a “Property/Public Order” most serious offense.
 - 22 (18%) had a “Drug” most serious offense.
- Age on FY2018 Community Start Date
 - 49 (40%) were younger than age 30.
 - 46 (37%) were between ages 30 and 44.
 - 18 (15%) were between ages 45 and 54.
 - 10 (8%) were age 55 or older.
- Supervision Assignment Level
 - 1 (1%) had a “Low” supervision assignment level.
 - 72 (59%) had a “Medium” supervision assignment level.
 - 29 (24%) had an “Elevated” supervision assignment level.
 - 20 (16%) had a “High” supervision assignment level.
 - 1 (1%) did not have a supervision assignment level reported.
- History of Positive Drug Tests for Multiple Drugs (Both Opioids and Cocaine)
 - 5 (4%) had no drug test history.
 - 43 (35%) tested negative for opioids or cocaine.
 - 8 (7%) tested positive for opioids only.
 - 43 (35%) tested positive for cocaine only.
 - 24 (20%) tested positive for opioids and cocaine.
- History of Positive Drug Test Results for Meth
 - 123 (100%) not tested or tested negative for meth.
- COMPAS Recidivism Risk Level
 - 21 (17%) were at “Low” risk to recidivate.
 - 38 (31%) were at “Medium” risk to recidivate.
 - 62 (50%) were at “High” risk to recidivate.
 - 2 (2%) did not have a recidivism risk level reported.
- Gang Affiliation
 - 17 (14%) had a known gang affiliation.
 - 106 (86%) did not have a known gang affiliation.

District 20 (Bedford P&P) – All Community Starters

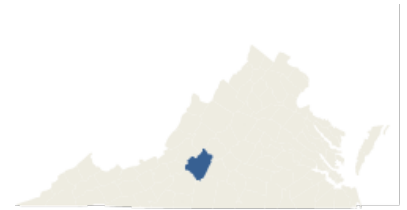
(Includes the County of Bedford)



- 152 of the FY2018 community starters had Bedford P&P as their primary supervision location.
- Gender
 - 114 (75%) Male
 - 38 (25%) Female
- Criminal History (prior to FY2018 community start date)
 - 90 (59%) had no history of state responsible terms of incarceration.
 - 37 (24%) had exactly one term of state responsible incarceration.
 - 16 (11%) had exactly two terms of state responsible incarceration.
 - 9 (6%) had at least three terms of state responsible incarceration.
- DOC Crime Type
 - 33 (22%) had a “Violent” most serious offense.
 - 60 (39%) had a “Property/Public Order” most serious offense.
 - 47 (31%) had a “Drug” most serious offense.
 - 12 (8%) did not have their offense information reported.
- Age on FY2018 Community Start Date
 - 51 (34%) were younger than age 30.
 - 77 (51%) were between ages 30 and 44.
 - 18 (12%) were between ages 45 and 54.
 - 6 (4%) were age 55 or older.
- Supervision Assignment Level
 - 9 (6%) had a “Low” supervision assignment level.
 - 82 (54%) had a “Medium” supervision assignment level.
 - 38 (25%) had an “Elevated” supervision assignment level.
 - 14 (9%) had a “High” supervision assignment level.
 - 9 (6%) did not have a supervision assignment level reported.
- History of Positive Drug Tests for Multiple Drugs (Both Opioids and Cocaine)
 - 4 (3%) had no drug test history.
 - 67 (44%) tested negative for opioids or cocaine.
 - 37 (24%) tested positive for opioids only.
 - 19 (13%) tested positive for cocaine only.
 - 25 (16%) tested positive for opioids and cocaine.
- History of Positive Drug Test Results for Meth
 - 150 (99%) not tested or tested negative for meth.
 - 2 (1%) tested positive for meth.
- COMPAS Recidivism Risk Level
 - 41 (27%) were at “Low” risk to recidivate.
 - 49 (32%) were at “Medium” risk to recidivate.
 - 52 (34%) were at “High” risk to recidivate.
 - 10 (7%) did not have a recidivism risk level reported.
- Gang Affiliation
 - 3 (2%) had a known gang affiliation.
 - 149 (98%) did not have a known gang affiliation.

District 20 (Bedford P&P) – Recidivating Supervisees

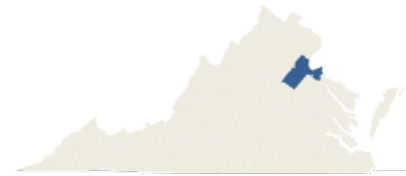
(Includes the County of Bedford)



- 22 (14.5%) of the FY2018 community starters from Bedford P&P were sentenced to a term of state responsible incarceration or violated parole and were sentenced to a term of state responsible incarceration within three years of their community start date.
- Gender
 - 19 (86%) Male
 - 3 (14%) Female
- Criminal History
 - 8 (36%) had no history of state responsible terms of incarceration.
 - 9 (41%) had exactly one term of state responsible incarceration.
 - 3 (14%) had exactly two terms of state responsible incarceration.
 - 2 (9%) had at least three terms of state responsible incarceration.
- DOC Crime Type
 - 8 (36%) had a “Violent” most serious offense.
 - 11 (50%) had a “Property/Public Order” most serious offense.
 - 2 (9%) had a “Drug” most serious offense.
 - 1 (5%) did not have their offense information reported.
- Age on FY2018 Community Start Date
 - 9 (41%) were younger than age 30.
 - 10 (45%) were between ages 30 and 44.
 - 3 (14%) were between ages 45 and 54.
- Supervision Assignment Level
 - 1 (5%) had a “Low” supervision assignment level.
 - 9 (41%) had a “Medium” supervision assignment level.
 - 8 (36%) had an “Elevated” supervision assignment level.
 - 4 (18%) had a “High” supervision assignment level.
- History of Positive Drug Tests for Multiple Drugs (Both Opioids and Cocaine)
 - 1 (5%) had no drug test history.
 - 6 (27%) tested negative for opioids or cocaine.
 - 5 (23%) tested positive for opioids only.
 - 3 (14%) tested positive for cocaine only.
 - 7 (32%) tested positive for opioids and cocaine.
- History of Positive Drug Test Results for Meth
 - 22 (100%) not tested or tested negative for meth.
- COMPAS Recidivism Risk Level
 - 7 (32%) were at “Medium” risk to recidivate.
 - 15 (68%) were at “High” risk to recidivate.
- Gang Affiliation
 - 1 (5%) had a known gang affiliation.
 - 21 (95%) did not have a known gang affiliation.

District 21 (Fredericksburg P&P) – All Community Starters

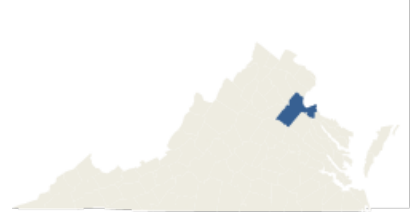
(Includes the Counties of King George, Spotsylvania, and Stafford, and the City of Fredericksburg)



- 1,134 of the FY2018 community starters had Fredericksburg P&P as their primary supervision location.
- Gender
 - 831 (73%) Male
 - 302 (27%) Female
 - 1 (<1%) Other
- Criminal History (prior to FY2018 community start date)
 - 611 (54%) had no history of state responsible terms of incarceration.
 - 300 (26%) had exactly one term of state responsible incarceration.
 - 123 (11%) had exactly two terms of state responsible incarceration.
 - 100 (9%) had at least three terms of state responsible incarceration.
- DOC Crime Type
 - 187 (16%) had a “Violent” most serious offense.
 - 530 (47%) had a “Property/Public Order” most serious offense.
 - 379 (33%) had a “Drug” most serious offense.
 - 38 (3%) did not have their offense information reported.
- Age on FY2018 Community Start Date
 - 470 (41%) were younger than age 30.
 - 487 (43%) were between ages 30 and 44.
 - 121 (11%) were between ages 45 and 54.
 - 56 (5%) were age 55 or older.
- Supervision Assignment Level
 - 93 (8%) had a “Low” supervision assignment level.
 - 720 (63%) had a “Medium” supervision assignment level.
 - 139 (12%) had an “Elevated” supervision assignment level.
 - 36 (3%) had a “High” supervision assignment level.
 - 146 (13%) did not have a supervision assignment level reported.
- History of Positive Drug Tests for Multiple Drugs (Both Opioids and Cocaine)
 - 148 (13%) had no drug test history.
 - 1 (<1%) was not tested for opioids or cocaine.
 - 456 (40%) tested negative for opioids or cocaine.
 - 181 (16%) tested positive for opioids only.
 - 167 (15%) tested positive for cocaine only.
 - 181 (16%) tested positive for opioids and cocaine.
- History of Positive Drug Test Results for Meth
 - 1,133 (>99%) not tested or tested negative for meth.
 - 1 (<1%) tested positive for meth.
- COMPAS Recidivism Risk Level
 - 268 (24%) were at “Low” risk to recidivate.
 - 374 (33%) were at “Medium” risk to recidivate.
 - 310 (27%) were at “High” risk to recidivate.
 - 182 (16%) did not have a recidivism risk level reported.
- Gang Affiliation
 - 51 (5%) had a known gang affiliation.
 - 1,083 (95%) did not have a known gang affiliation.

District 21 (Fredericksburg P&P) – Recidivating Supervisees

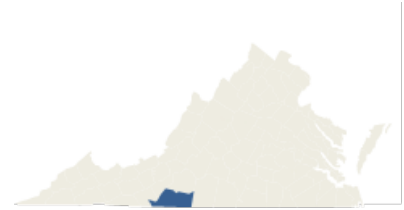
(Includes the Counties of King George, Spotsylvania, and Stafford, and the City of Fredericksburg)



- 352 (31.0%) of the FY2018 community starters from Fredericksburg P&P were sentenced to a term of state responsible incarceration or violated parole and were sentenced to a term of state responsible incarceration within three years of their community start date.
- Gender
 - 272 (77%) Male
 - 80 (23%) Female
- Criminal History
 - 146 (41%) had no history of state responsible terms of incarceration.
 - 95 (27%) had exactly one term of state responsible incarceration.
 - 59 (17%) had exactly two terms of state responsible incarceration.
 - 52 (15%) had at least three terms of state responsible incarceration.
- DOC Crime Type
 - 60 (17%) had a “Violent” most serious offense.
 - 188 (53%) had a “Property/Public Order” most serious offense.
 - 93 (26%) had a “Drug” most serious offense.
 - 11 (3%) did not have their offense information reported.
- Age on FY2018 Community Start Date
 - 147 (42%) were younger than age 30.
 - 158 (45%) were between ages 30 and 44.
 - 38 (11%) were between ages 45 and 54.
 - 9 (3%) were age 55 or older.
- Supervision Assignment Level
 - 16 (5%) had a “Low” supervision assignment level.
 - 239 (68%) had a “Medium” supervision assignment level.
 - 53 (15%) had an “Elevated” supervision assignment level.
 - 19 (5%) had a “High” supervision assignment level.
 - 25 (7%) did not have a supervision assignment level reported.
- History of Positive Drug Tests for Multiple Drugs (Both Opioids and Cocaine)
 - 30 (9%) had no drug test history.
 - 113 (32%) tested negative for opioids or cocaine.
 - 68 (19%) tested positive for opioids only.
 - 65 (18%) tested positive for cocaine only.
 - 76 (22%) tested positive for opioids and cocaine.
- History of Positive Drug Test Results for Meth
 - 351 (>99%) not tested or tested negative for meth.
 - 1 (<1%) tested positive for meth.
- COMPAS Recidivism Risk Level
 - 66 (19%) were at “Low” risk to recidivate.
 - 130 (37%) were at “Medium” risk to recidivate.
 - 141 (40%) were at “High” risk to recidivate.
 - 15 (4%) did not have a recidivism risk level reported.
- Gang Affiliation
 - 28 (8%) had a known gang affiliation.
 - 324 (92%) did not have a known gang affiliation.

District 22 (Martinsville P&P) – All Community Starters

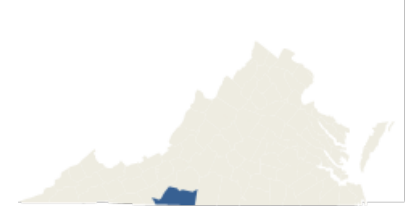
(Includes the Counties of Henry and Patrick, and the City of Martinsville)



- 576 of the FY2018 community starters had Martinsville P&P as their primary supervision location.
- Gender
 - 440 (76%) Male
 - 136 (24%) Female
- Criminal History (prior to FY2018 community start date)
 - 288 (50%) had no history of state responsible terms of incarceration.
 - 150 (26%) had exactly one term of state responsible incarceration.
 - 70 (12%) had exactly two terms of state responsible incarceration.
 - 68 (12%) had at least three terms of state responsible incarceration.
- DOC Crime Type
 - 120 (21%) had a “Violent” most serious offense.
 - 269 (47%) had a “Property/Public Order” most serious offense.
 - 137 (24%) had a “Drug” most serious offense.
 - 50 (9%) did not have their offense information reported.
- Age on FY2018 Community Start Date
 - 175 (30%) were younger than age 30.
 - 255 (44%) were between ages 30 and 44.
 - 95 (16%) were between ages 45 and 54.
 - 51 (9%) were age 55 or older.
- Supervision Assignment Level
 - 18 (3%) had a “Low” supervision assignment level.
 - 440 (76%) had a “Medium” supervision assignment level.
 - 42 (7%) had an “Elevated” supervision assignment level.
 - 12 (2%) had a “High” supervision assignment level.
 - 64 (11%) did not have a supervision assignment level reported.
- History of Positive Drug Tests for Multiple Drugs (Both Opioids and Cocaine)
 - 69 (12%) had no drug test history.
 - 1 (<1%) was not tested for opioids or cocaine.
 - 291 (51%) tested negative for opioids or cocaine.
 - 65 (11%) tested positive for opioids only.
 - 85 (15%) tested positive for cocaine only.
 - 65 (11%) tested positive for opioids and cocaine.
- History of Positive Drug Test Results for Meth
 - 555 (96%) not tested or tested negative for meth.
 - 21 (4%) tested positive for meth.
- COMPAS Recidivism Risk Level
 - 152 (26%) were at “Low” risk to recidivate.
 - 165 (29%) were at “Medium” risk to recidivate.
 - 143 (25%) were at “High” risk to recidivate.
 - 116 (20%) did not have a recidivism risk level reported.
- Gang Affiliation
 - 21 (4%) had a known gang affiliation.
 - 555 (96%) did not have a known gang affiliation.

District 22 (Martinsville P&P) – Recidivating Supervisees

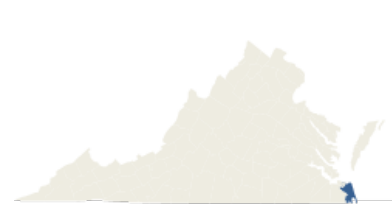
(Includes the Counties of Henry and Patrick, and the City of Martinsville)



- 100 (17.4%) of the FY2018 community starters from Martinsville P&P were sentenced to a term of state responsible incarceration or violated parole and were sentenced to a term of state responsible incarceration within three years of their community start date.
- Gender
 - 91 (91%) Male
 - 9 (9%) Female
- Criminal History
 - 43 (43%) had no history of state responsible terms of incarceration.
 - 18 (18%) had exactly one term of state responsible incarceration.
 - 18 (18%) had exactly two terms of state responsible incarceration.
 - 21 (21%) had at least three terms of state responsible incarceration.
- DOC Crime Type
 - 18 (18%) had a “Violent” most serious offense.
 - 64 (64%) had a “Property/Public Order” most serious offense.
 - 13 (13%) had a “Drug” most serious offense.
 - 5 (5%) did not have their offense information reported.
- Age on FY2018 Community Start Date
 - 29 (29%) were younger than age 30.
 - 45 (45%) were between ages 30 and 44.
 - 17 (17%) were between ages 45 and 54.
 - 9 (9%) were age 55 or older.
- Supervision Assignment Level
 - 3 (3%) had a “Low” supervision assignment level.
 - 75 (75%) had a “Medium” supervision assignment level.
 - 16 (16%) had an “Elevated” supervision assignment level.
 - 2 (2%) had a “High” supervision assignment level.
 - 4 (4%) did not have a supervision assignment level reported.
- History of Positive Drug Tests for Multiple Drugs (Both Opioids and Cocaine)
 - 8 (8%) had no drug test history.
 - 37 (37%) tested negative for opioids or cocaine.
 - 12 (12%) tested positive for opioids only.
 - 22 (22%) tested positive for cocaine only.
 - 21 (21%) tested positive for opioids and cocaine.
- History of Positive Drug Test Results for Meth
 - 91 (91%) not tested or tested negative for meth.
 - 9 (9%) tested positive for meth.
- COMPAS Recidivism Risk Level
 - 23 (23%) were at “Low” risk to recidivate.
 - 37 (37%) were at “Medium” risk to recidivate.
 - 36 (36%) were at “High” risk to recidivate.
 - 4 (4%) did not have a recidivism risk level reported.
- Gang Affiliation
 - 8 (8%) had a known gang affiliation.
 - 92 (92%) did not have a known gang affiliation.

District 23 (Virginia Beach P&P) – All Community Starters

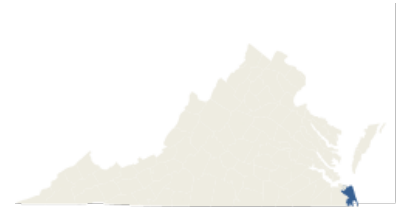
(Includes the City of Virginia Beach)



- 975 of the FY2018 community starters had Virginia Beach P&P as their primary supervision location.
- Gender
 - 781 (80%) Male
 - 193 (20%) Female
 - 1 (<1%) Other
- Criminal History (prior to FY2018 community start date)
 - 404 (41%) had no history of state responsible terms of incarceration.
 - 289 (30%) had exactly one term of state responsible incarceration.
 - 125 (13%) had exactly two terms of state responsible incarceration.
 - 157 (16%) had at least three terms of state responsible incarceration.
- DOC Crime Type
 - 264 (27%) had a “Violent” most serious offense.
 - 396 (41%) had a “Property/Public Order” most serious offense.
 - 275 (28%) had a “Drug” most serious offense.
 - 40 (4%) did not have their offense information reported.
- Age on FY2018 Community Start Date
 - 342 (35%) were younger than age 30.
 - 421 (43%) were between ages 30 and 44.
 - 137 (14%) were between ages 45 and 54.
 - 75 (8%) were age 55 or older.
- Supervision Assignment Level
 - 13 (1%) had a “Low” supervision assignment level.
 - 651 (67%) had a “Medium” supervision assignment level.
 - 125 (13%) had an “Elevated” supervision assignment level.
 - 69 (7%) had a “High” supervision assignment level.
 - 117 (12%) did not have a supervision assignment level reported.
- History of Positive Drug Tests for Multiple Drugs (Both Opioids and Cocaine)
 - 93 (10%) had no drug test history.
 - 494 (51%) tested negative for opioids or cocaine.
 - 100 (10%) tested positive for opioids only.
 - 174 (18%) tested positive for cocaine only.
 - 114 (12%) tested positive for opioids and cocaine.
- History of Positive Drug Test Results for Meth
 - 969 (99%) not tested or tested negative for meth.
 - 6 (1%) tested positive for meth.
- COMPAS Recidivism Risk Level
 - 223 (23%) were at “Low” risk to recidivate.
 - 299 (31%) were at “Medium” risk to recidivate.
 - 279 (29%) were at “High” risk to recidivate.
 - 174 (18%) did not have a recidivism risk level reported.
- Gang Affiliation
 - 77 (8%) had a known gang affiliation.
 - 898 (92%) did not have a known gang affiliation.

District 23 (Virginia Beach P&P) – Recidivating Supervisees

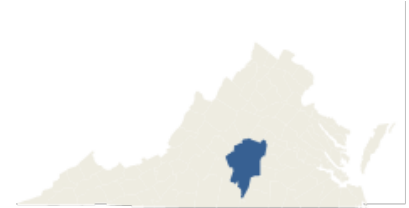
(Includes the City of Virginia Beach)



- 210 (21.5%) of the FY2018 community starters from Virginia Beach P&P were sentenced to a term of state responsible incarceration or violated parole and were sentenced to a term of state responsible incarceration within three years of their community start date.
- Gender
 - 182 (87%) Male
 - 28 (13%) Female
- Criminal History
 - 59 (28%) had no history of state responsible terms of incarceration.
 - 54 (26%) had exactly one term of state responsible incarceration.
 - 39 (19%) had exactly two terms of state responsible incarceration.
 - 58 (28%) had at least three terms of state responsible incarceration.
- DOC Crime Type
 - 64 (30%) had a “Violent” most serious offense.
 - 95 (45%) had a “Property/Public Order” most serious offense.
 - 48 (23%) had a “Drug” most serious offense.
 - 3 (1%) did not have their offense information reported.
- Age on FY2018 Community Start Date
 - 72 (34%) were younger than age 30.
 - 96 (46%) were between ages 30 and 44.
 - 29 (14%) were between ages 45 and 54.
 - 13 (6%) were age 55 or older.
- Supervision Assignment Level
 - 128 (61%) had a “Medium” supervision assignment level.
 - 47 (22%) had an “Elevated” supervision assignment level.
 - 30 (14%) had a “High” supervision assignment level.
 - 5 (2%) did not have a supervision assignment level reported.
- History of Positive Drug Tests for Multiple Drugs (Both Opioids and Cocaine)
 - 12 (6%) had no drug test history.
 - 99 (47%) tested negative for opioids or cocaine.
 - 16 (8%) tested positive for opioids only.
 - 44 (21%) tested positive for cocaine only.
 - 39 (19%) tested positive for opioids and cocaine.
- History of Positive Drug Test Results for Meth
 - 209 (>99%) not tested or tested negative for meth.
 - 1 (<1%) tested positive for meth.
- COMPAS Recidivism Risk Level
 - 41 (20%) were at “Low” risk to recidivate.
 - 57 (27%) were at “Medium” risk to recidivate.
 - 100 (48%) were at “High” risk to recidivate.
 - 12 (6%) did not have a recidivism risk level reported.
- Gang Affiliation
 - 20 (10%) had a known gang affiliation.
 - 190 (90%) did not have a known gang affiliation.

District 24 (Farmville P&P) – All Community Starters

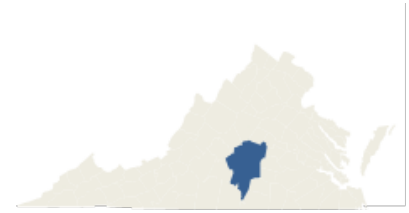
(Includes the Counties of Appomattox, Buckingham, Charlotte, Cumberland, and Prince Edward)



- 294 of the FY2018 community starters had Farmville P&P as their primary supervision location.
- Gender
 - 220 (75%) Male
 - 74 (25%) Female
- Criminal History (prior to FY2018 community start date)
 - 131 (45%) had no history of state responsible terms of incarceration.
 - 85 (29%) had exactly one term of state responsible incarceration.
 - 45 (15%) had exactly two terms of state responsible incarceration.
 - 33 (11%) had at least three terms of state responsible incarceration.
- DOC Crime Type
 - 76 (26%) had a “Violent” most serious offense.
 - 114 (39%) had a “Property/Public Order” most serious offense.
 - 95 (32%) had a “Drug” most serious offense.
 - 9 (3%) did not have their offense information reported.
- Age on FY2018 Community Start Date
 - 111 (38%) were younger than age 30.
 - 113 (39%) were between ages 30 and 44.
 - 47 (16%) were between ages 45 and 54.
 - 23 (8%) were age 55 or older.
- Supervision Assignment Level
 - 18 (6%) had a “Low” supervision assignment level.
 - 222 (76%) had a “Medium” supervision assignment level.
 - 18 (6%) had an “Elevated” supervision assignment level.
 - 10 (3%) had a “High” supervision assignment level.
 - 26 (9%) did not have a supervision assignment level reported.
- History of Positive Drug Tests for Multiple Drugs (Both Opioids and Cocaine)
 - 8 (3%) had no drug test history.
 - 180 (61%) tested negative for opioids or cocaine.
 - 23 (8%) tested positive for opioids only.
 - 52 (18%) tested positive for cocaine only.
 - 31 (11%) tested positive for opioids and cocaine.
- History of Positive Drug Test Results for Meth
 - 289 (98%) not tested or tested negative for meth.
 - 5 (2%) tested positive for meth.
- COMPAS Recidivism Risk Level
 - 92 (31%) were at “Low” risk to recidivate.
 - 111 (38%) were at “Medium” risk to recidivate.
 - 63 (21%) were at “High” risk to recidivate.
 - 28 (10%) did not have a recidivism risk level reported.
- Gang Affiliation
 - 15 (5%) had a known gang affiliation.
 - 279 (95%) did not have a known gang affiliation.

District 24 (Farmville P&P) – Recidivating Supervisees

(Includes the Counties of Appomattox, Buckingham, Charlotte, Cumberland, and Prince Edward)



- 60 (20.4%) of the FY2018 community starters from Farmville P&P were sentenced to a term of state responsible incarceration or violated parole and were sentenced to a term of state responsible incarceration within three years of their community start date.
- Gender
 - 50 (83%) Male
 - 10 (17%) Female
- Criminal History
 - 17 (28%) had no history of state responsible terms of incarceration.
 - 19 (32%) had exactly one term of state responsible incarceration.
 - 12 (20%) had exactly two terms of state responsible incarceration.
 - 12 (20%) had at least three terms of state responsible incarceration.
- DOC Crime Type
 - 16 (27%) had a “Violent” most serious offense.
 - 27 (45%) had a “Property/Public Order” most serious offense.
 - 17 (28%) had a “Drug” most serious offense.
- Age on FY2018 Community Start Date
 - 23 (38%) were younger than age 30.
 - 28 (47%) were between ages 30 and 44.
 - 7 (12%) were between ages 45 and 54.
 - 2 (3%) were age 55 or older.
- Supervision Assignment Level
 - 1 (2%) had a “Low” supervision assignment level.
 - 48 (80%) had a “Medium” supervision assignment level.
 - 4 (7%) had an “Elevated” supervision assignment level.
 - 5 (8%) had a “High” supervision assignment level.
 - 2 (3%) did not have a supervision assignment level reported.
- History of Positive Drug Tests for Multiple Drugs (Both Opioids and Cocaine)
 - 1 (2%) had no drug test history.
 - 30 (50%) tested negative for opioids or cocaine.
 - 4 (7%) tested positive for opioids only.
 - 13 (22%) tested positive for cocaine only.
 - 12 (20%) tested positive for opioids and cocaine.
- History of Positive Drug Test Results for Meth
 - 57 (95%) not tested or tested negative for meth.
 - 3 (5%) tested positive for meth.
- COMPAS Recidivism Risk Level
 - 13 (22%) were at “Low” risk to recidivate.
 - 22 (37%) were at “Medium” risk to recidivate.
 - 22 (37%) were at “High” risk to recidivate.
 - 3 (5%) did not have a recidivism risk level reported.
- Gang Affiliation
 - 3 (5%) had a known gang affiliation.
 - 57 (95%) did not have a known gang affiliation.

District 25 (Leesburg P&P) – All Community Starters

(Includes the Counties of Fauquier, Loudoun, and Rappahannock)



- 522 of the FY2018 community starters had Leesburg P&P as their primary supervision location.
- Gender
 - 394 (75%) Male
 - 128 (25%) Female
- Criminal History (prior to FY2018 community start date)
 - 298 (57%) had no history of state responsible terms of incarceration.
 - 145 (28%) had exactly one term of state responsible incarceration.
 - 45 (9%) had exactly two terms of state responsible incarceration.
 - 34 (7%) had at least three terms of state responsible incarceration.
- DOC Crime Type
 - 102 (20%) had a “Violent” most serious offense.
 - 254 (49%) had a “Property/Public Order” most serious offense.
 - 137 (26%) had a “Drug” most serious offense.
 - 29 (6%) did not have their offense information reported.
- Age on FY2018 Community Start Date
 - 235 (45%) were younger than age 30.
 - 202 (39%) were between ages 30 and 44.
 - 59 (11%) were between ages 45 and 54.
 - 26 (5%) were age 55 or older.
- Supervision Assignment Level
 - 52 (10%) had a “Low” supervision assignment level.
 - 291 (56%) had a “Medium” supervision assignment level.
 - 47 (9%) had an “Elevated” supervision assignment level.
 - 23 (4%) had a “High” supervision assignment level.
 - 109 (21%) did not have a supervision assignment level reported.
- History of Positive Drug Tests for Multiple Drugs (Both Opioids and Cocaine)
 - 103 (20%) had no drug test history.
 - 271 (52%) tested negative for opioids or cocaine.
 - 53 (10%) tested positive for opioids only.
 - 51 (10%) tested positive for cocaine only.
 - 44 (8%) tested positive for opioids and cocaine.
- History of Positive Drug Test Results for Meth
 - 520 (>99%) not tested or tested negative for meth.
 - 2 (<1%) tested positive for meth.
- COMPAS Recidivism Risk Level
 - 141 (27%) were at “Low” risk to recidivate.
 - 114 (22%) were at “Medium” risk to recidivate.
 - 129 (25%) were at “High” risk to recidivate.
 - 138 (26%) did not have a recidivism risk level reported.
- Gang Affiliation
 - 18 (3%) had a known gang affiliation.
 - 504 (97%) did not have a known gang affiliation.

District 25 (Leesburg P&P) – Recidivating Supervisees

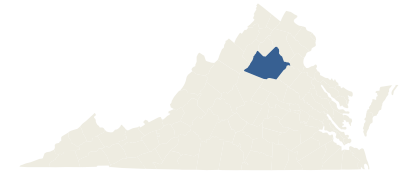
(Includes the Counties of Fauquier, Loudoun, and Rappahannock)



- 85 (16.3%) of the FY2018 community starters from Leesburg P&P were sentenced to a term of state responsible incarceration or violated parole and were sentenced to a term of state responsible incarceration within three years of their community start date.
- Gender
 - 71 (84%) Male
 - 14 (16%) Female
- Criminal History
 - 31 (36%) had no history of state responsible terms of incarceration.
 - 30 (35%) had exactly one term of state responsible incarceration.
 - 12 (14%) had exactly two terms of state responsible incarceration.
 - 12 (14%) had at least three terms of state responsible incarceration.
- DOC Crime Type
 - 17 (20%) had a “Violent” most serious offense.
 - 50 (59%) had a “Property/Public Order” most serious offense.
 - 17 (20%) had a “Drug” most serious offense.
 - 1 (1%) did not have their offense information reported.
- Age on FY2018 Community Start Date
 - 40 (47%) were younger than age 30.
 - 37 (44%) were between ages 30 and 44.
 - 7 (8%) were between ages 45 and 54.
 - 1 (1%) was age 55 or older.
- Supervision Assignment Level
 - 8 (9%) had a “Low” supervision assignment level.
 - 47 (55%) had a “Medium” supervision assignment level.
 - 14 (16%) had an “Elevated” supervision assignment level.
 - 7 (8%) had a “High” supervision assignment level.
 - 9 (11%) did not have a supervision assignment level reported.
- History of Positive Drug Tests for Multiple Drugs (Both Opioids and Cocaine)
 - 13 (15%) had no drug test history.
 - 39 (46%) tested negative for opioids or cocaine.
 - 11 (13%) tested positive for opioids only.
 - 10 (12%) tested positive for cocaine only.
 - 12 (14%) tested positive for opioids and cocaine.
- History of Positive Drug Test Results for Meth
 - 84 (99%) not tested or tested negative for meth.
 - 1 (1%) tested positive for meth.
- COMPAS Recidivism Risk Level
 - 11 (13%) were at “Low” risk to recidivate.
 - 25 (29%) were at “Medium” risk to recidivate.
 - 42 (49%) were at “High” risk to recidivate.
 - 7 (8%) did not have a recidivism risk level reported.
- Gang Affiliation
 - 5 (6%) had a known gang affiliation.
 - 80 (94%) did not have a known gang affiliation.

District 26 (Culpeper P&P) – All Community Starters

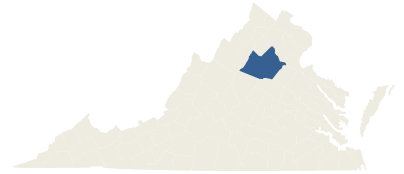
(Includes the Counties of Culpeper, Greene, Madison, and Orange)



- 402 of the FY2018 community starters had Culpeper P&P as their primary supervision location.
- Gender
 - 303 (75%) Male
 - 99 (25%) Female
- Criminal History (prior to FY2018 community start date)
 - 210 (52%) had no history of state responsible terms of incarceration.
 - 125 (31%) had exactly one term of state responsible incarceration.
 - 37 (9%) had exactly two terms of state responsible incarceration.
 - 30 (7%) had at least three terms of state responsible incarceration.
- DOC Crime Type
 - 87 (22%) had a “Violent” most serious offense.
 - 161 (40%) had a “Property/Public Order” most serious offense.
 - 137 (34%) had a “Drug” most serious offense.
 - 17 (4%) did not have their offense information reported.
- Age on FY2018 Community Start Date
 - 168 (42%) were younger than age 30.
 - 164 (41%) were between ages 30 and 44.
 - 48 (12%) were between ages 45 and 54.
 - 22 (5%) were age 55 or older.
- Supervision Assignment Level
 - 48 (12%) had a “Low” supervision assignment level.
 - 253 (63%) had a “Medium” supervision assignment level.
 - 32 (8%) had an “Elevated” supervision assignment level.
 - 34 (8%) had a “High” supervision assignment level.
 - 35 (9%) did not have a supervision assignment level reported.
- History of Positive Drug Tests for Multiple Drugs (Both Opioids and Cocaine)
 - 14 (3%) had no drug test history.
 - 171 (43%) tested negative for opioids or cocaine.
 - 67 (17%) tested positive for opioids only.
 - 71 (18%) tested positive for cocaine only.
 - 79 (20%) tested positive for opioids and cocaine.
- History of Positive Drug Test Results for Meth
 - 399 (99%) not tested or tested negative for meth.
 - 3 (1%) tested positive for meth.
- COMPAS Recidivism Risk Level
 - 95 (24%) were at “Low” risk to recidivate.
 - 119 (30%) were at “Medium” risk to recidivate.
 - 140 (35%) were at “High” risk to recidivate.
 - 48 (12%) did not have a recidivism risk level reported.
- Gang Affiliation
 - 20 (5%) had a known gang affiliation.
 - 382 (95%) did not have a known gang affiliation.

District 26 (Culpeper P&P) – Recidivating Supervisees

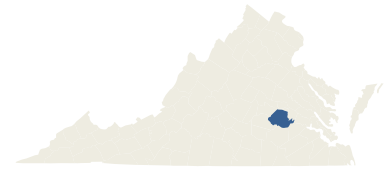
(Includes the Counties of Culpeper, Greene, Madison, and Orange)



- 111 (27.6%) of the FY2018 community starters from Culpeper P&P were sentenced to a term of state responsible incarceration or violated parole and were sentenced to a term of state responsible incarceration within three years of their community start date.
- Gender
 - 93 (84%) Male
 - 18 (16%) Female
- Criminal History
 - 45 (41%) had no history of state responsible terms of incarceration.
 - 42 (38%) had exactly one term of state responsible incarceration.
 - 13 (12%) had exactly two terms of state responsible incarceration.
 - 11 (10%) had at least three terms of state responsible incarceration.
- DOC Crime Type
 - 25 (23%) had a “Violent” most serious offense.
 - 52 (47%) had a “Property/Public Order” most serious offense.
 - 30 (27%) had a “Drug” most serious offense.
 - 4 (4%) did not have their offense information reported.
- Age on FY2018 Community Start Date
 - 61 (55%) were younger than age 30.
 - 42 (38%) were between ages 30 and 44.
 - 4 (4%) were between ages 45 and 54.
 - 4 (4%) were age 55 or older.
- Supervision Assignment Level
 - 2 (2%) had a “Low” supervision assignment level.
 - 67 (60%) had a “Medium” supervision assignment level.
 - 20 (18%) had an “Elevated” supervision assignment level.
 - 21 (19%) had a “High” supervision assignment level.
 - 1 (1%) did not have a supervision assignment level reported.
- History of Positive Drug Tests for Multiple Drugs (Both Opioids and Cocaine)
 - 3 (3%) had no drug test history.
 - 41 (37%) tested negative for opioids or cocaine.
 - 18 (16%) tested positive for opioids only.
 - 19 (17%) tested positive for cocaine only.
 - 30 (27%) tested positive for opioids and cocaine.
- History of Positive Drug Test Results for Meth
 - 111 (100%) not tested or tested negative for meth.
- COMPAS Recidivism Risk Level
 - 15 (14%) were at “Low” risk to recidivate.
 - 34 (31%) were at “Medium” risk to recidivate.
 - 57 (51%) were at “High” risk to recidivate.
 - 5 (5%) did not have a recidivism risk level reported.
- Gang Affiliation
 - 9 (8%) had a known gang affiliation.
 - 102 (92%) did not have a known gang affiliation.

District 27 (Chesterfield P&P) – All Community Starters

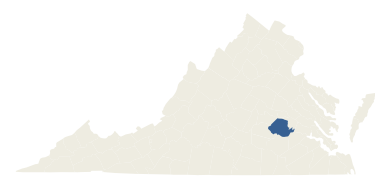
(Includes the County of Chesterfield and the City of Colonial Heights)



- 883 of the FY2018 community starters had Chesterfield P&P as their primary supervision location.
- Gender
 - 675 (76%) Male
 - 208 (24%) Female
- Criminal History (prior to FY2018 community start date)
 - 436 (49%) had no history of state responsible terms of incarceration.
 - 250 (28%) had exactly one term of state responsible incarceration.
 - 113 (13%) had exactly two terms of state responsible incarceration.
 - 84 (10%) had at least three terms of state responsible incarceration.
- DOC Crime Type
 - 202 (23%) had a “Violent” most serious offense.
 - 396 (45%) had a “Property/Public Order” most serious offense.
 - 256 (29%) had a “Drug” most serious offense.
 - 29 (3%) did not have their offense information reported.
- Age on FY2018 Community Start Date
 - 341 (39%) were younger than age 30.
 - 364 (41%) were between ages 30 and 44.
 - 134 (15%) were between ages 45 and 54.
 - 44 (5%) were age 55 or older.
- Supervision Assignment Level
 - 17 (2%) had a “Low” supervision assignment level.
 - 722 (82%) had a “Medium” supervision assignment level.
 - 64 (7%) had an “Elevated” supervision assignment level.
 - 33 (4%) had a “High” supervision assignment level.
 - 47 (5%) did not have a supervision assignment level reported.
- History of Positive Drug Tests for Multiple Drugs (Both Opioids and Cocaine)
 - 61 (7%) had no drug test history.
 - 422 (48%) tested negative for opioids or cocaine.
 - 103 (12%) tested positive for opioids only.
 - 134 (15%) tested positive for cocaine only.
 - 163 (18%) tested positive for opioids and cocaine.
- History of Positive Drug Test Results for Meth
 - 877 (99%) not tested or tested negative for meth.
 - 6 (1%) tested positive for meth.
- COMPAS Recidivism Risk Level
 - 193 (22%) were at “Low” risk to recidivate.
 - 307 (35%) were at “Medium” risk to recidivate.
 - 281 (32%) were at “High” risk to recidivate.
 - 102 (12%) did not have a recidivism risk level reported.
- Gang Affiliation
 - 58 (7%) had a known gang affiliation.
 - 825 (93%) did not have a known gang affiliation.

District 27 (Chesterfield P&P) – Recidivating Supervisees

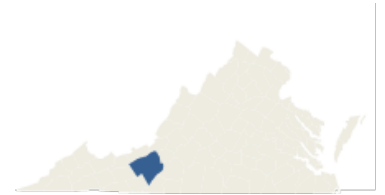
(Includes the County of Chesterfield and the City of Colonial Heights)



- 172 (19.5%) of the FY2018 community starters from Chesterfield P&P were sentenced to a term of state responsible incarceration or violated parole and were sentenced to a term of state responsible incarceration within three years of their community start date.
- Gender
 - 145 (84%) Male
 - 27 (16%) Female
- Criminal History
 - 64 (37%) had no history of state responsible terms of incarceration.
 - 49 (28%) had exactly one term of state responsible incarceration.
 - 38 (22%) had exactly two terms of state responsible incarceration.
 - 21 (12%) had at least three terms of state responsible incarceration.
- DOC Crime Type
 - 43 (25%) had a “Violent” most serious offense.
 - 88 (51%) had a “Property/Public Order” most serious offense.
 - 37 (22%) had a “Drug” most serious offense.
 - 4 (2%) did not have their offense information reported.
- Age on FY2018 Community Start Date
 - 72 (42%) were younger than age 30.
 - 75 (44%) were between ages 30 and 44.
 - 21 (12%) were between ages 45 and 54.
 - 4 (2%) were age 55 or older.
- Supervision Assignment Level
 - 137 (80%) had a “Medium” supervision assignment level.
 - 23 (13%) had an “Elevated” supervision assignment level.
 - 12 (7%) had a “High” supervision assignment level.
- History of Positive Drug Tests for Multiple Drugs (Both Opioids and Cocaine)
 - 15 (9%) had no drug test history.
 - 57 (33%) tested negative for opioids or cocaine.
 - 21 (12%) tested positive for opioids only.
 - 33 (19%) tested positive for cocaine only.
 - 46 (27%) tested positive for opioids and cocaine.
- History of Positive Drug Test Results for Meth
 - 170 (99%) not tested or tested negative for meth.
 - 2 (1%) tested positive for meth.
- COMPAS Recidivism Risk Level
 - 17 (10%) were at “Low” risk to recidivate.
 - 63 (37%) were at “Medium” risk to recidivate.
 - 85 (49%) were at “High” risk to recidivate.
 - 7 (4%) did not have a recidivism risk level reported.
- Gang Affiliation
 - 19 (11%) had a known gang affiliation.
 - 153 (89%) did not have a known gang affiliation.

District 28 (Radford P&P) – All Community Starters

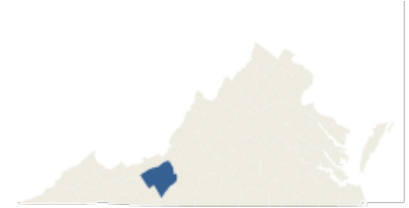
(Includes the Counties of Montgomery, Floyd, and Pulaski, and the City of Radford)



- 509 of the FY2018 community starters had Radford P&P as their primary supervision location.
- Gender
 - 385 (76%) Male
 - 123 (24%) Female
 - 1 (<1%) Other
- Criminal History (prior to FY2018 community start date)
 - 227 (45%) had no history of state responsible terms of incarceration.
 - 151 (30%) had exactly one term of state responsible incarceration.
 - 68 (13%) had exactly two terms of state responsible incarceration.
 - 63 (12%) had at least three terms of state responsible incarceration.
- DOC Crime Type
 - 126 (25%) had a “Violent” most serious offense.
 - 213 (42%) had a “Property/Public Order” most serious offense.
 - 159 (31%) had a “Drug” most serious offense.
 - 11 (2%) did not have their offense information reported.
- Age on FY2018 Community Start Date
 - 169 (33%) were younger than age 30.
 - 234 (46%) were between ages 30 and 44.
 - 67 (13%) were between ages 45 and 54.
 - 39 (8%) were age 55 or older.
- Supervision Assignment Level
 - 24 (5%) had a “Low” supervision assignment level.
 - 371 (73%) had a “Medium” supervision assignment level.
 - 51 (10%) had an “Elevated” supervision assignment level.
 - 19 (4%) had a “High” supervision assignment level.
 - 44 (9%) did not have a supervision assignment level reported.
- History of Positive Drug Tests for Multiple Drugs (Both Opioids and Cocaine)
 - 39 (8%) had no drug test history.
 - 256 (50%) tested negative for opioids or cocaine.
 - 120 (24%) tested positive for opioids only.
 - 40 (8%) tested positive for cocaine only.
 - 54 (11%) tested positive for opioids and cocaine.
- History of Positive Drug Test Results for Meth
 - 497 (98%) not tested or tested negative for meth.
 - 12 (2%) tested positive for meth.
- COMPAS Recidivism Risk Level
 - 141 (28%) were at “Low” risk to recidivate.
 - 155 (30%) were at “Medium” risk to recidivate.
 - 133 (26%) were at “High” risk to recidivate.
 - 80 (16%) did not have a recidivism risk level reported.
- Gang Affiliation
 - 11 (2%) had a known gang affiliation.
 - 498 (98%) did not have a known gang affiliation.

District 28 (Radford P&P) – Recidivating Supervisees

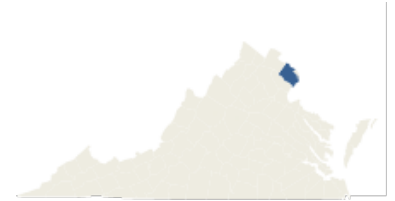
(Includes the Counties of Montgomery, Floyd, and Pulaski, and the City of Radford)



- 120 (23.6%) of the FY2018 community starters from Radford P&P were sentenced to a term of state responsible incarceration or violated parole and were sentenced to a term of state responsible incarceration within three years of their community start date.
- Gender
 - 94 (78%) Male
 - 26 (22%) Female
- Criminal History
 - 32 (27%) had no history of state responsible terms of incarceration.
 - 37 (31%) had exactly one term of state responsible incarceration.
 - 27 (23%) had exactly two terms of state responsible incarceration.
 - 24 (20%) had at least three terms of state responsible incarceration.
- DOC Crime Type
 - 40 (33%) had a “Violent” most serious offense.
 - 59 (49%) had a “Property/Public Order” most serious offense.
 - 20 (17%) had a “Drug” most serious offense.
 - 1 (1%) did not have their offense information reported.
- Age on FY2018 Community Start Date
 - 44 (37%) were younger than age 30.
 - 61 (51%) were between ages 30 and 44.
 - 10 (8%) were between ages 45 and 54.
 - 5 (4%) were age 55 or older.
- Supervision Assignment Level
 - 1 (1%) had a “Low” supervision assignment level.
 - 89 (74%) had a “Medium” supervision assignment level.
 - 15 (13%) had an “Elevated” supervision assignment level.
 - 12 (10%) had a “High” supervision assignment level.
 - 3 (3%) did not have a supervision assignment level reported.
- History of Positive Drug Tests for Multiple Drugs (Both Opioids and Cocaine)
 - 3 (3%) had no drug test history.
 - 52 (43%) tested negative for opioids or cocaine.
 - 32 (27%) tested positive for opioids only.
 - 14 (12%) tested positive for cocaine only.
 - 19 (16%) tested positive for opioids and cocaine.
- History of Positive Drug Test Results for Meth
 - 114 (95%) not tested or tested negative for meth.
 - 6 (5%) tested positive for meth.
- COMPAS Recidivism Risk Level
 - 19 (16%) were at “Low” risk to recidivate.
 - 48 (40%) were at “Medium” risk to recidivate.
 - 48 (40%) were at “High” risk to recidivate.
 - 5 (4%) did not have a recidivism risk level reported.
- Gang Affiliation
 - 6 (5%) had a known gang affiliation.
 - 114 (95%) did not have a known gang affiliation.

District 29 (Fairfax P&P) – All Community Starters

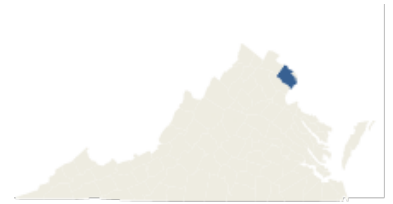
(Includes the County of Fairfax and the City of Fairfax)



- 968 of the FY2018 community starters had Fairfax P&P as their primary supervision location.
- Gender
 - 793 (82%) Male
 - 175 (18%) Female
- Criminal History (prior to FY2018 community start date)
 - 610 (63%) had no history of state responsible terms of incarceration.
 - 255 (26%) had exactly one term of state responsible incarceration.
 - 49 (5%) had exactly two terms of state responsible incarceration.
 - 54 (6%) had at least three terms of state responsible incarceration.
- DOC Crime Type
 - 158 (16%) had a “Violent” most serious offense.
 - 408 (42%) had a “Property/Public Order” most serious offense.
 - 308 (32%) had a “Drug” most serious offense.
 - 94 (10%) did not have their offense information reported.
- Age on FY2018 Community Start Date
 - 469 (48%) were younger than age 30.
 - 309 (32%) were between ages 30 and 44.
 - 114 (12%) were between ages 45 and 54.
 - 76 (8%) were age 55 or older.
- Supervision Assignment Level
 - 94 (10%) had a “Low” supervision assignment level.
 - 509 (53%) had a “Medium” supervision assignment level.
 - 73 (8%) had an “Elevated” supervision assignment level.
 - 67 (7%) had a “High” supervision assignment level.
 - 225 (23%) did not have a supervision assignment level reported.
- History of Positive Drug Tests for Multiple Drugs (Both Opioids and Cocaine)
 - 168 (17%) had no drug test history.
 - 1 (<1%) was not tested for opioids or cocaine.
 - 570 (59%) tested negative for opioids or cocaine.
 - 65 (7%) tested positive for opioids only.
 - 118 (12%) tested positive for cocaine only.
 - 46 (5%) tested positive for opioids and cocaine.
- History of Positive Drug Test Results for Meth
 - 967 (>99%) not tested or tested negative for meth.
 - 1 (<1%) tested positive for meth.
- COMPAS Recidivism Risk Level
 - 237 (24%) were at “Low” risk to recidivate.
 - 198 (20%) were at “Medium” risk to recidivate.
 - 229 (24%) were at “High” risk to recidivate.
 - 304 (31%) did not have a recidivism risk level reported.
- Gang Affiliation
 - 40 (4%) had a known gang affiliation.
 - 928 (96%) did not have a known gang affiliation.

District 29 (Fairfax P&P) – Recidivating Supervisees

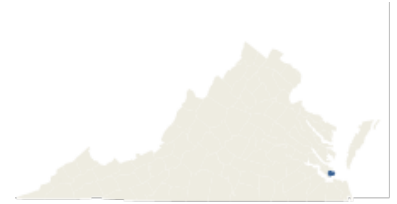
(Includes the County of Fairfax and the City of Fairfax)



- 71 (7.3%) of the FY2018 community starters from Fairfax P&P were sentenced to a term of state responsible incarceration or violated parole and were sentenced to a term of state responsible incarceration within three years of their community start date.
- Gender
 - 67 (94%) Male
 - 4 (6%) Female
- Criminal History
 - 25 (35%) had no history of state responsible terms of incarceration.
 - 23 (32%) had exactly one term of state responsible incarceration.
 - 11 (15%) had exactly two terms of state responsible incarceration.
 - 12 (17%) had at least three terms of state responsible incarceration.
- DOC Crime Type
 - 21 (30%) had a “Violent” most serious offense.
 - 32 (45%) had a “Property/Public Order” most serious offense.
 - 16 (23%) had a “Drug” most serious offense.
 - 2 (3%) did not have their offense information reported.
- Age on FY2018 Community Start Date
 - 36 (51%) were younger than age 30.
 - 20 (28%) were between ages 30 and 44.
 - 10 (14%) were between ages 45 and 54.
 - 5 (7%) were age 55 or older.
- Supervision Assignment Level
 - 4 (6%) had a “Low” supervision assignment level.
 - 37 (52%) had a “Medium” supervision assignment level.
 - 9 (13%) had an “Elevated” supervision assignment level.
 - 12 (17%) had a “High” supervision assignment level.
 - 9 (13%) did not have a supervision assignment level reported.
- History of Positive Drug Tests for Multiple Drugs (Both Opioids and Cocaine)
 - 11 (15%) had no drug test history.
 - 34 (48%) tested negative for opioids or cocaine.
 - 6 (8%) tested positive for opioids only.
 - 12 (17%) tested positive for cocaine only.
 - 8 (11%) tested positive for opioids and cocaine.
- History of Positive Drug Test Results for Meth
 - 71 (100%) not tested or tested negative for meth.
- COMPAS Recidivism Risk Level
 - 8 (11%) were at “Low” risk to recidivate.
 - 16 (23%) were at “Medium” risk to recidivate.
 - 40 (56%) were at “High” risk to recidivate.
 - 7 (10%) did not have a recidivism risk level reported.
- Gang Affiliation
 - 4 (6%) had a known gang affiliation.
 - 67 (94%) did not have a known gang affiliation.

District 30 (Hampton P&P) – All Community Starters

(Includes the City of Hampton)



- 440 of the FY2018 community starters had Hampton P&P as their primary supervision location.
- Gender
 - 351 (80%) Male
 - 89 (20%) Female
- Criminal History (prior to FY2018 community start date)
 - 151 (34%) had no history of state responsible terms of incarceration.
 - 127 (29%) had exactly one term of state responsible incarceration.
 - 70 (16%) had exactly two terms of state responsible incarceration.
 - 92 (21%) had at least three terms of state responsible incarceration.
- DOC Crime Type
 - 139 (32%) had a “Violent” most serious offense.
 - 181 (41%) had a “Property/Public Order” most serious offense.
 - 104 (24%) had a “Drug” most serious offense.
 - 16 (4%) did not have their offense information reported.
- Age on FY2018 Community Start Date
 - 152 (35%) were younger than age 30.
 - 164 (37%) were between ages 30 and 44.
 - 70 (16%) were between ages 45 and 54.
 - 54 (12%) were age 55 or older.
- Supervision Assignment Level
 - 21 (5%) had a “Low” supervision assignment level.
 - 269 (61%) had a “Medium” supervision assignment level.
 - 49 (11%) had an “Elevated” supervision assignment level.
 - 55 (13%) had a “High” supervision assignment level.
 - 46 (10%) did not have a supervision assignment level reported.
- History of Positive Drug Tests for Multiple Drugs (Both Opioids and Cocaine)
 - 13 (3%) had no drug test history.
 - 222 (50%) tested negative for opioids or cocaine.
 - 15 (3%) tested positive for opioids only.
 - 132 (30%) tested positive for cocaine only.
 - 58 (13%) tested positive for opioids and cocaine.
- History of Positive Drug Test Results for Meth
 - 440 (100%) not tested or tested negative for meth.
- COMPAS Recidivism Risk Level
 - 78 (18%) were at “Low” risk to recidivate.
 - 117 (27%) were at “Medium” risk to recidivate.
 - 174 (40%) were at “High” risk to recidivate.
 - 71 (16%) did not have a recidivism risk level reported.
- Gang Affiliation
 - 39 (9%) had a known gang affiliation.
 - 401 (91%) did not have a known gang affiliation.

District 30 (Hampton P&P) – Recidivating Supervisees

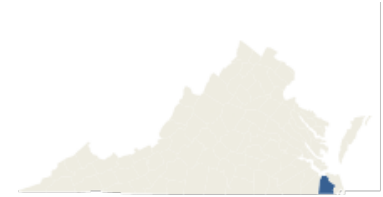
(Includes the City of Hampton)



- 82 (18.6%) of the FY2018 community starters from Hampton P&P were sentenced to a term of state responsible incarceration or violated parole and were sentenced to a term of state responsible incarceration within three years of their community start date.
- Gender
 - 65 (79%) Male
 - 17 (21%) Female
- Criminal History
 - 20 (24%) had no history of state responsible terms of incarceration.
 - 25 (30%) had exactly one term of state responsible incarceration.
 - 15 (18%) had exactly two terms of state responsible incarceration.
 - 22 (27%) had at least three terms of state responsible incarceration.
- DOC Crime Type
 - 19 (23%) had a “Violent” most serious offense.
 - 37 (45%) had a “Property/Public Order” most serious offense.
 - 24 (29%) had a “Drug” most serious offense.
 - 2 (2%) did not have their offense information reported.
- Age on FY2018 Community Start Date
 - 29 (35%) were younger than age 30.
 - 32 (39%) were between ages 30 and 44.
 - 12 (15%) were between ages 45 and 54.
 - 9 (11%) were age 55 or older.
- Supervision Assignment Level
 - 1 (1%) had a “Low” supervision assignment level.
 - 50 (61%) had a “Medium” supervision assignment level.
 - 15 (18%) had an “Elevated” supervision assignment level.
 - 15 (18%) had a “High” supervision assignment level.
 - 1 (1%) did not have a supervision assignment level reported.
- History of Positive Drug Tests for Multiple Drugs (Both Opioids and Cocaine)
 - 2 (2%) had no drug test history.
 - 24 (29%) tested negative for opioids or cocaine.
 - 3 (4%) tested positive for opioids only.
 - 36 (44%) tested positive for cocaine only.
 - 17 (21%) tested positive for opioids and cocaine.
- History of Positive Drug Test Results for Meth
 - 82 (100%) not tested or tested negative for meth.
- COMPAS Recidivism Risk Level
 - 7 (9%) were at “Low” risk to recidivate.
 - 25 (30%) were at “Medium” risk to recidivate.
 - 48 (59%) were at “High” risk to recidivate.
 - 2 (2%) did not have a recidivism risk level reported.
- Gang Affiliation
 - 10 (12%) had a known gang affiliation.
 - 72 (88%) did not have a known gang affiliation.

District 31 (Chesapeake P&P) – All Community Starters

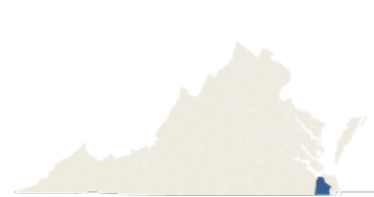
(Includes the City of Chesapeake)



- 800 of the FY2018 community starters had Chesapeake P&P as their primary supervision location.
- Gender
 - 615 (77%) Male
 - 185 (23%) Female
- Criminal History (prior to FY2018 community start date)
 - 331 (41%) had no history of state responsible terms of incarceration.
 - 237 (30%) had exactly one term of state responsible incarceration.
 - 114 (14%) had exactly two terms of state responsible incarceration.
 - 118 (15%) had at least three terms of state responsible incarceration.
- DOC Crime Type
 - 182 (23%) had a “Violent” most serious offense.
 - 388 (49%) had a “Property/Public Order” most serious offense.
 - 200 (25%) had a “Drug” most serious offense.
 - 30 (4%) did not have their offense information reported.
- Age on FY2018 Community Start Date
 - 268 (34%) were younger than age 30.
 - 345 (43%) were between ages 30 and 44.
 - 133 (17%) were between ages 45 and 54.
 - 54 (7%) were age 55 or older.
- Supervision Assignment Level
 - 21 (3%) had a “Low” supervision assignment level.
 - 546 (68%) had a “Medium” supervision assignment level.
 - 69 (9%) had an “Elevated” supervision assignment level.
 - 65 (8%) had a “High” supervision assignment level.
 - 99 (12%) did not have a supervision assignment level reported.
- History of Positive Drug Tests for Multiple Drugs (Both Opioids and Cocaine)
 - 90 (11%) had no drug test history.
 - 366 (46%) tested negative for opioids or cocaine.
 - 73 (9%) tested positive for opioids only.
 - 139 (17%) tested positive for cocaine only.
 - 132 (17%) tested positive for opioids and cocaine.
- History of Positive Drug Test Results for Meth
 - 793 (99%) not tested or tested negative for meth.
 - 7 (1%) tested positive for meth.
- COMPAS Recidivism Risk Level
 - 175 (22%) were at “Low” risk to recidivate.
 - 273 (34%) were at “Medium” risk to recidivate.
 - 225 (28%) were at “High” risk to recidivate.
 - 127 (16%) did not have a recidivism risk level reported.
- Gang Affiliation
 - 41 (5%) had a known gang affiliation.
 - 759 (95%) did not have a known gang affiliation.

District 31 (Chesapeake P&P) – Recidivating Supervisees

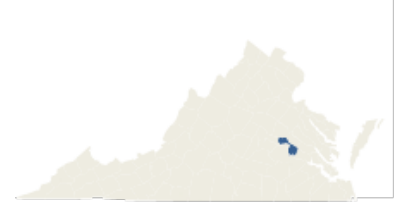
(Includes the City of Chesapeake)



- 239 (29.9%) of the FY2018 community starters from Chesapeake P&P were sentenced to a term of state responsible incarceration or violated parole and were sentenced to a term of state responsible incarceration within three years of their community start date.
- Gender
 - 196 (82%) Male
 - 43 (18%) Female
- Criminal History
 - 71 (30%) had no history of state responsible terms of incarceration.
 - 72 (30%) had exactly one term of state responsible incarceration.
 - 39 (16%) had exactly two terms of state responsible incarceration.
 - 57 (24%) had at least three terms of state responsible incarceration.
- DOC Crime Type
 - 63 (26%) had a “Violent” most serious offense.
 - 125 (52%) had a “Property/Public Order” most serious offense.
 - 49 (21%) had a “Drug” most serious offense.
 - 2 (1%) did not have their offense information reported.
- Age on FY2018 Community Start Date
 - 74 (31%) were younger than age 30.
 - 121 (51%) were between ages 30 and 44.
 - 34 (14%) were between ages 45 and 54.
 - 10 (4%) were age 55 or older.
- Supervision Assignment Level
 - 159 (67%) had a “Medium” supervision assignment level.
 - 43 (18%) had an “Elevated” supervision assignment level.
 - 26 (11%) had a “High” supervision assignment level.
 - 11 (5%) did not have a supervision assignment level reported.
- History of Positive Drug Tests for Multiple Drugs (Both Opioids and Cocaine)
 - 15 (6%) had no drug test history.
 - 97 (41%) tested negative for opioids or cocaine.
 - 19 (8%) tested positive for opioids only.
 - 59 (25%) tested positive for cocaine only.
 - 49 (21%) tested positive for opioids and cocaine.
- History of Positive Drug Test Results for Meth
 - 236 (99%) not tested or tested negative for meth.
 - 3 (1%) tested positive for meth.
- COMPAS Recidivism Risk Level
 - 40 (17%) were at “Low” risk to recidivate.
 - 89 (37%) were at “Medium” risk to recidivate.
 - 97 (41%) were at “High” risk to recidivate.
 - 13 (5%) did not have a recidivism risk level reported.
- Gang Affiliation
 - 18 (8%) had a known gang affiliation.
 - 221 (92%) did not have a known gang affiliation.

District 32 (Henrico P&P) – All Community Starters

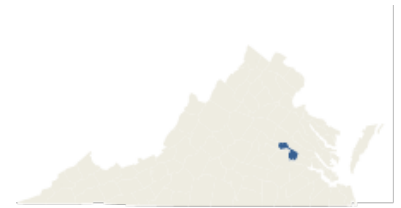
(Includes the County of Henrico)



- 966 of the FY2018 community starters had Henrico P&P as their primary supervision location.
- Gender
 - 782 (81%) Male
 - 184 (19%) Female
- Criminal History (prior to FY2018 community start date)
 - 397 (41%) had no history of state responsible terms of incarceration.
 - 309 (32%) had exactly one term of state responsible incarceration.
 - 142 (15%) had exactly two terms of state responsible incarceration.
 - 118 (12%) had at least three terms of state responsible incarceration.
- DOC Crime Type
 - 268 (28%) had a “Violent” most serious offense.
 - 365 (38%) had a “Property/Public Order” most serious offense.
 - 325 (34%) had a “Drug” most serious offense.
 - 8 (1%) did not have their offense information reported.
- Age on FY2018 Community Start Date
 - 351 (36%) were younger than age 30.
 - 386 (40%) were between ages 30 and 44.
 - 169 (17%) were between ages 45 and 54.
 - 60 (6%) were age 55 or older.
- Supervision Assignment Level
 - 18 (2%) had a “Low” supervision assignment level.
 - 767 (79%) had a “Medium” supervision assignment level.
 - 104 (11%) had an “Elevated” supervision assignment level.
 - 35 (4%) had a “High” supervision assignment level.
 - 42 (4%) did not have a supervision assignment level reported.
- History of Positive Drug Tests for Multiple Drugs (Both Opioids and Cocaine)
 - 51 (5%) had no drug test history.
 - 431 (45%) tested negative for opioids or cocaine.
 - 116 (12%) tested positive for opioids only.
 - 134 (14%) tested positive for cocaine only.
 - 234 (24%) tested positive for opioids and cocaine.
- History of Positive Drug Test Results for Meth
 - 965 (>99%) not tested or tested negative for meth.
 - 1 (<1%) tested positive for meth.
- COMPAS Recidivism Risk Level
 - 199 (21%) were at “Low” risk to recidivate.
 - 330 (34%) were at “Medium” risk to recidivate.
 - 318 (33%) were at “High” risk to recidivate.
 - 119 (12%) did not have a recidivism risk level reported.
- Gang Affiliation
 - 67 (7%) had a known gang affiliation.
 - 899 (93%) did not have a known gang affiliation.

District 32 (Henrico P&P) – Recidivating Supervisees

(Includes the County of Henrico)



- 226 (23.4%) of the FY2018 community starters from Henrico P&P were sentenced to a term of state responsible incarceration or violated parole and were sentenced to a term of state responsible incarceration within three years of their community start date.
- Gender
 - 192 (85%) Male
 - 34 (15%) Female
- Criminal History
 - 68 (30%) had no history of state responsible terms of incarceration.
 - 70 (31%) had exactly one term of state responsible incarceration.
 - 51 (23%) had exactly two terms of state responsible incarceration.
 - 37 (16%) had at least three terms of state responsible incarceration.
- DOC Crime Type
 - 72 (32%) had a “Violent” most serious offense.
 - 90 (40%) had a “Property/Public Order” most serious offense.
 - 63 (28%) had a “Drug” most serious offense.
 - 1 (<1%) did not have their offense information reported.
- Age on FY2018 Community Start Date
 - 101 (45%) were younger than age 30.
 - 84 (37%) were between ages 30 and 44.
 - 36 (16%) were between ages 45 and 54.
 - 5 (2%) were age 55 or older.
- Supervision Assignment Level
 - 2 (1%) had a “Low” supervision assignment level.
 - 170 (75%) had a “Medium” supervision assignment level.
 - 38 (17%) had an “Elevated” supervision assignment level.
 - 15 (7%) had a “High” supervision assignment level.
 - 1 (<1%) did not have a supervision assignment level reported.
- History of Positive Drug Tests for Multiple Drugs (Both Opioids and Cocaine)
 - 13 (6%) had no drug test history.
 - 73 (32%) tested negative for opioids or cocaine.
 - 33 (15%) tested positive for opioids only.
 - 33 (15%) tested positive for cocaine only.
 - 74 (33%) tested positive for opioids and cocaine.
- History of Positive Drug Test Results for Meth
 - 226 (100%) not tested or tested negative for meth.
- COMPAS Recidivism Risk Level
 - 29 (13%) were at “Low” risk to recidivate.
 - 83 (37%) were at “Medium” risk to recidivate.
 - 106 (47%) were at “High” risk to recidivate.
 - 8 (4%) did not have a recidivism risk level reported.
- Gang Affiliation
 - 20 (9%) had a known gang affiliation.
 - 206 (91%) did not have a known gang affiliation.

District 33 (Warsaw P&P) – All Community Starters

(Includes the Counties of Essex, Lancaster, Northumberland, Richmond, and Westmoreland)



- 202 of the FY2018 community starters had Warsaw P&P as their primary supervision location.
- Gender
 - 157 (78%) Male
 - 45 (22%) Female
- Criminal History (prior to FY2018 community start date)
 - 76 (38%) had no history of state responsible terms of incarceration.
 - 74 (37%) had exactly one term of state responsible incarceration.
 - 28 (14%) had exactly two terms of state responsible incarceration.
 - 24 (12%) had at least three terms of state responsible incarceration.
- DOC Crime Type
 - 63 (31%) had a “Violent” most serious offense.
 - 71 (35%) had a “Property/Public Order” most serious offense.
 - 60 (30%) had a “Drug” most serious offense.
 - 8 (4%) did not have their offense information reported.
- Age on FY2018 Community Start Date
 - 73 (36%) were younger than age 30.
 - 88 (44%) were between ages 30 and 44.
 - 26 (13%) were between ages 45 and 54.
 - 15 (7%) were age 55 or older.
- Supervision Assignment Level
 - 9 (4%) had a “Low” supervision assignment level.
 - 139 (69%) had a “Medium” supervision assignment level.
 - 23 (11%) had an “Elevated” supervision assignment level.
 - 7 (3%) had a “High” supervision assignment level.
 - 24 (12%) did not have a supervision assignment level reported.
- History of Positive Drug Tests for Multiple Drugs (Both Opioids and Cocaine)
 - 17 (8%) had no drug test history.
 - 103 (51%) tested negative for opioids or cocaine.
 - 25 (12%) tested positive for opioids only.
 - 36 (18%) tested positive for cocaine only.
 - 21 (10%) tested positive for opioids and cocaine.
- History of Positive Drug Test Results for Meth
 - 201 (>99%) not tested or tested negative for meth.
 - 1 (<1%) tested positive for meth.
- COMPAS Recidivism Risk Level
 - 45 (22%) were at “Low” risk to recidivate.
 - 68 (34%) were at “Medium” risk to recidivate.
 - 60 (30%) were at “High” risk to recidivate.
 - 29 (14%) did not have a recidivism risk level reported.
- Gang Affiliation
 - 8 (4%) had a known gang affiliation.
 - 194 (96%) did not have a known gang affiliation.

District 33 (Warsaw P&P) – Recidivating Supervisees

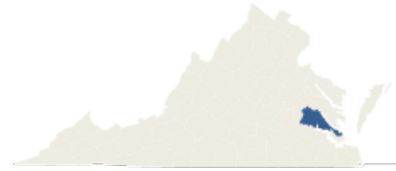
(Includes the Counties of Essex, Lancaster, Northumberland, Richmond, and Westmoreland)



- 46 (22.8%) of the FY2018 community starters from Warsaw P&P were sentenced to a term of state responsible incarceration or violated parole and were sentenced to a term of state responsible incarceration within three years of their community start date.
- Gender
 - 41 (89%) Male
 - 5 (11%) Female
- Criminal History
 - 16 (35%) had no history of state responsible terms of incarceration.
 - 15 (33%) had exactly one term of state responsible incarceration.
 - 6 (13%) had exactly two terms of state responsible incarceration.
 - 9 (20%) had at least three terms of state responsible incarceration.
- DOC Crime Type
 - 18 (39%) had a “Violent” most serious offense.
 - 17 (37%) had a “Property/Public Order” most serious offense.
 - 10 (22%) had a “Drug” most serious offense.
 - 1 (2%) did not have their offense information reported.
- Age on FY2018 Community Start Date
 - 23 (50%) were younger than age 30.
 - 17 (37%) were between ages 30 and 44.
 - 5 (11%) were between ages 45 and 54.
 - 1 (2%) was age 55 or older.
- Supervision Assignment Level
 - 32 (70%) had a “Medium” supervision assignment level.
 - 12 (26%) had an “Elevated” supervision assignment level.
 - 1 (2%) had a “High” supervision assignment level.
 - 1 (2%) did not have a supervision assignment level reported.
- History of Positive Drug Tests for Multiple Drugs (Both Opioids and Cocaine)
 - 4 (9%) had no drug test history.
 - 18 (39%) tested negative for opioids or cocaine.
 - 4 (9%) tested positive for opioids only.
 - 12 (26%) tested positive for cocaine only.
 - 8 (17%) tested positive for opioids and cocaine.
- History of Positive Drug Test Results for Meth
 - 46 (100%) not tested or tested negative for meth.
- COMPAS Recidivism Risk Level
 - 6 (13%) were at “Low” risk to recidivate.
 - 18 (39%) were at “Medium” risk to recidivate.
 - 22 (48%) were at “High” risk to recidivate.
- Gang Affiliation
 - 2 (4%) had a known gang affiliation.
 - 44 (96%) did not have a known gang affiliation.

District 34 (Williamsburg P&P) – All Community Starters

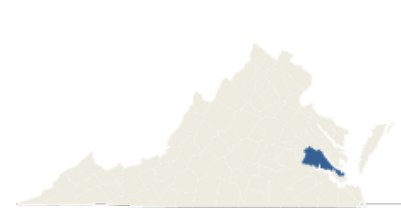
(Includes the Counties of Charles City, James City, New Kent, and York, and the Cities of Poquoson and Williamsburg)



- 333 of the FY2018 community starters had Williamsburg P&P as their primary supervision location.
- Gender
 - 257 (77%) Male
 - 76 (23%) Female
- Criminal History (prior to FY2018 community start date)
 - 151 (45%) had no history of state responsible terms of incarceration.
 - 102 (31%) had exactly one term of state responsible incarceration.
 - 41 (12%) had exactly two terms of state responsible incarceration.
 - 39 (12%) had at least three terms of state responsible incarceration.
- DOC Crime Type
 - 96 (29%) had a “Violent” most serious offense.
 - 149 (45%) had a “Property/Public Order” most serious offense.
 - 68 (20%) had a “Drug” most serious offense.
 - 20 (6%) did not have their offense information reported.
- Age on FY2018 Community Start Date
 - 117 (35%) were younger than age 30.
 - 140 (42%) were between ages 30 and 44.
 - 52 (16%) were between ages 45 and 54.
 - 24 (7%) were age 55 or older.
- Supervision Assignment Level
 - 13 (4%) had a “Low” supervision assignment level.
 - 238 (71%) had a “Medium” supervision assignment level.
 - 23 (7%) had an “Elevated” supervision assignment level.
 - 23 (7%) had a “High” supervision assignment level.
 - 36 (11%) did not have a supervision assignment level reported.
- History of Positive Drug Tests for Multiple Drugs (Both Opioids and Cocaine)
 - 26 (8%) had no drug test history.
 - 180 (54%) tested negative for opioids or cocaine.
 - 28 (8%) tested positive for opioids only.
 - 62 (19%) tested positive for cocaine only.
 - 37 (11%) tested positive for opioids and cocaine.
- History of Positive Drug Test Results for Meth
 - 333 (100%) not tested or tested negative for meth.
- COMPAS Recidivism Risk Level
 - 85 (26%) were at “Low” risk to recidivate.
 - 97 (29%) were at “Medium” risk to recidivate.
 - 105 (32%) were at “High” risk to recidivate.
 - 46 (14%) did not have a recidivism risk level reported.
- Gang Affiliation
 - 18 (5%) had a known gang affiliation.
 - 315 (95%) did not have a known gang affiliation.

District 34 (Williamsburg P&P) – Recidivating Supervisees

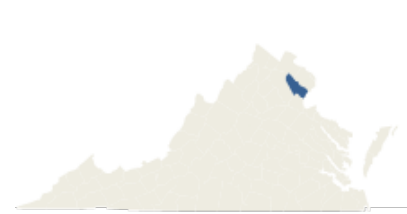
(Includes the Counties of Charles City, James City, New Kent, and York, and the Cities of Poquoson and Williamsburg)



- 78 (23.4%) of the FY2018 community starters from Williamsburg P&P were sentenced to a term of state responsible incarceration or violated parole and were sentenced to a term of state responsible incarceration within three years of their community start date.
- Gender
 - 69 (88%) Male
 - 9 (12%) Female
- Criminal History
 - 22 (28%) had no history of state responsible terms of incarceration.
 - 23 (29%) had exactly one term of state responsible incarceration.
 - 16 (21%) had exactly two terms of state responsible incarceration.
 - 17 (22%) had at least three terms of state responsible incarceration.
- DOC Crime Type
 - 22 (28%) had a “Violent” most serious offense.
 - 42 (54%) had a “Property/Public Order” most serious offense.
 - 10 (13%) had a “Drug” most serious offense.
 - 4 (5%) did not have their offense information reported.
- Age on FY2018 Community Start Date
 - 33 (42%) were younger than age 30.
 - 33 (42%) were between ages 30 and 44.
 - 12 (15%) were between ages 45 and 54.
- Supervision Assignment Level
 - 46 (59%) had a “Medium” supervision assignment level.
 - 12 (15%) had an “Elevated” supervision assignment level.
 - 13 (17%) had a “High” supervision assignment level.
 - 7 (9%) did not have a supervision assignment level reported.
- History of Positive Drug Tests for Multiple Drugs (Both Opioids and Cocaine)
 - 2 (3%) had no drug test history.
 - 31 (40%) tested negative for opioids or cocaine.
 - 10 (13%) tested positive for opioids only.
 - 20 (26%) tested positive for cocaine only.
 - 15 (19%) tested positive for opioids and cocaine.
- History of Positive Drug Test Results for Meth
 - 78 (100%) not tested or tested negative for meth.
- COMPAS Recidivism Risk Level
 - 9 (12%) were at “Low” risk to recidivate.
 - 22 (28%) were at “Medium” risk to recidivate.
 - 44 (56%) were at “High” risk to recidivate.
 - 3 (4%) did not have a recidivism risk level reported.
- Gang Affiliation
 - 6 (8%) had a known gang affiliation.
 - 72 (92%) did not have a known gang affiliation.

District 35 (Manassas P&P) – All Community Starters

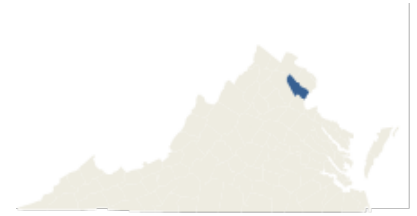
(Includes the County of Prince William and the Cities of Manassas and Manassas Park)



- 767 of the FY2018 community starters had Manassas P&P as their primary supervision location.
- Gender
 - 623 (81%) Male
 - 144 (19%) Female
- Criminal History (prior to FY2018 community start date)
 - 393 (51%) had no history of state responsible terms of incarceration.
 - 230 (30%) had exactly one term of state responsible incarceration.
 - 75 (10%) had exactly two terms of state responsible incarceration.
 - 69 (9%) had at least three terms of state responsible incarceration.
- DOC Crime Type
 - 172 (22%) had a “Violent” most serious offense.
 - 310 (40%) had a “Property/Public Order” most serious offense.
 - 207 (27%) had a “Drug” most serious offense.
 - 78 (10%) did not have their offense information reported.
- Age on FY2018 Community Start Date
 - 343 (45%) were younger than age 30.
 - 298 (39%) were between ages 30 and 44.
 - 88 (11%) were between ages 45 and 54.
 - 38 (5%) were age 55 or older.
- Supervision Assignment Level
 - 131 (17%) had a “Low” supervision assignment level.
 - 417 (54%) had a “Medium” supervision assignment level.
 - 61 (8%) had an “Elevated” supervision assignment level.
 - 62 (8%) had a “High” supervision assignment level.
 - 96 (13%) did not have a supervision assignment level reported.
- History of Positive Drug Tests for Multiple Drugs (Both Opioids and Cocaine)
 - 55 (7%) had no drug test history.
 - 1 (<1%) was not tested for opioids or cocaine.
 - 405 (53%) tested negative for opioids or cocaine.
 - 71 (9%) tested positive for opioids only.
 - 148 (19%) tested positive for cocaine only.
 - 87 (11%) tested positive for opioids and cocaine.
- History of Positive Drug Test Results for Meth
 - 765 (>99%) not tested or tested negative for meth.
 - 2 (<1%) tested positive for meth.
- COMPAS Recidivism Risk Level
 - 179 (23%) were at “Low” risk to recidivate.
 - 190 (25%) were at “Medium” risk to recidivate.
 - 264 (34%) were at “High” risk to recidivate.
 - 134 (17%) did not have a recidivism risk level reported.
- Gang Affiliation
 - 38 (5%) had a known gang affiliation.
 - 729 (95%) did not have a known gang affiliation.

District 35 (Manassas P&P) – Recidivating Supervisees

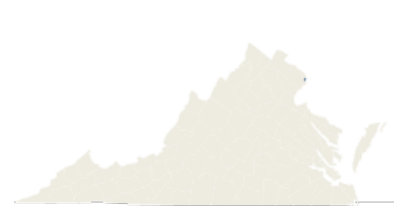
(Includes the County of Prince William and the Cities of Manassas and Manassas Park)



- 107 (14.0%) of the FY2018 community starters from Manassas P&P were sentenced to a term of state responsible incarceration or violated parole and were sentenced to a term of state responsible incarceration within three years of their community start date.
- Gender
 - 92 (86%) Male
 - 15 (14%) Female
- Criminal History
 - 34 (32%) had no history of state responsible terms of incarceration.
 - 41 (38%) had exactly one term of state responsible incarceration.
 - 16 (15%) had exactly two terms of state responsible incarceration.
 - 16 (15%) had at least three terms of state responsible incarceration.
- DOC Crime Type
 - 23 (21%) had a “Violent” most serious offense.
 - 55 (51%) had a “Property/Public Order” most serious offense.
 - 26 (24%) had a “Drug” most serious offense.
 - 3 (3%) did not have their offense information reported.
- Age on FY2018 Community Start Date
 - 54 (50%) were younger than age 30.
 - 42 (39%) were between ages 30 and 44.
 - 9 (8%) were between ages 45 and 54.
 - 2 (2%) were age 55 or older.
- Supervision Assignment Level
 - 4 (4%) had a “Low” supervision assignment level.
 - 65 (61%) had a “Medium” supervision assignment level.
 - 16 (15%) had an “Elevated” supervision assignment level.
 - 17 (16%) had a “High” supervision assignment level.
 - 5 (5%) did not have a supervision assignment level reported.
- History of Positive Drug Tests for Multiple Drugs (Both Opioids and Cocaine)
 - 6 (6%) had no drug test history.
 - 46 (43%) tested negative for opioids or cocaine.
 - 10 (9%) tested positive for opioids only.
 - 25 (23%) tested positive for cocaine only.
 - 20 (19%) tested positive for opioids and cocaine.
- History of Positive Drug Test Results for Meth
 - 106 (99%) not tested or tested negative for meth.
 - 1 (1%) tested positive for meth.
- COMPAS Recidivism Risk Level
 - 8 (7%) were at “Low” risk to recidivate.
 - 31 (29%) were at “Medium” risk to recidivate.
 - 59 (55%) were at “High” risk to recidivate.
 - 9 (8%) did not have a recidivism risk level reported.
- Gang Affiliation
 - 7 (7%) had a known gang affiliation.
 - 100 (93%) did not have a known gang affiliation.

District 36 (Alexandria P&P) – All Community Starters

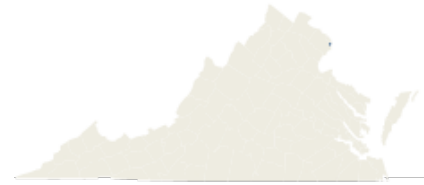
(Includes the City of Alexandria)



- 255 of the FY2018 community starters had Alexandria P&P as their primary supervision location.
- Gender
 - 193 (76%) Male
 - 62 (24%) Female
- Criminal History (prior to FY2018 community start date)
 - 155 (61%) had no history of state responsible terms of incarceration.
 - 63 (25%) had exactly one term of state responsible incarceration.
 - 22 (9%) had exactly two terms of state responsible incarceration.
 - 15 (6%) had at least three terms of state responsible incarceration.
- DOC Crime Type
 - 60 (24%) had a “Violent” most serious offense.
 - 88 (35%) had a “Property/Public Order” most serious offense.
 - 71 (28%) had a “Drug” most serious offense.
 - 36 (14%) did not have their offense information reported.
- Age on FY2018 Community Start Date
 - 105 (41%) were younger than age 30.
 - 84 (33%) were between ages 30 and 44.
 - 43 (17%) were between ages 45 and 54.
 - 23 (9%) were age 55 or older.
- Supervision Assignment Level
 - 74 (29%) had a “Low” supervision assignment level.
 - 74 (29%) had a “Medium” supervision assignment level.
 - 17 (7%) had an “Elevated” supervision assignment level.
 - 28 (11%) had a “High” supervision assignment level.
 - 62 (24%) did not have a supervision assignment level reported.
- History of Positive Drug Tests for Multiple Drugs (Both Opioids and Cocaine)
 - 22 (9%) had no drug test history.
 - 188 (74%) tested negative for opioids or cocaine.
 - 9 (4%) tested positive for opioids only.
 - 21 (8%) tested positive for cocaine only.
 - 15 (6%) tested positive for opioids and cocaine.
- History of Positive Drug Test Results for Meth
 - 255 (100%) not tested or tested negative for meth.
- COMPAS Recidivism Risk Level
 - 55 (22%) were at “Low” risk to recidivate.
 - 43 (17%) were at “Medium” risk to recidivate.
 - 59 (23%) were at “High” risk to recidivate.
 - 98 (38%) did not have a recidivism risk level reported.
- Gang Affiliation
 - 8 (3%) had a known gang affiliation.
 - 247 (97%) did not have a known gang affiliation.

District 36 (Alexandria P&P) – Recidivating Supervisees

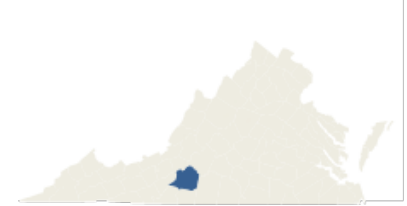
(Includes the City of Alexandria)



- 15 (5.9%) of the FY2018 community starters from Alexandria P&P were sentenced to a term of state responsible incarceration or violated parole and were sentenced to a term of state responsible incarceration within three years of their community start date.
- Gender
 - 13 (87%) Male
 - 2 (13%) Female
- Criminal History
 - 4 (27%) had no history of state responsible terms of incarceration.
 - 7 (47%) had exactly one term of state responsible incarceration.
 - 4 (27%) had exactly two terms of state responsible incarceration.
- DOC Crime Type
 - 7 (47%) had a “Violent” most serious offense.
 - 5 (33%) had a “Property/Public Order” most serious offense.
 - 3 (20%) had a “Drug” most serious offense.
- Age on FY2018 Community Start Date
 - 8 (53%) were younger than age 30.
 - 4 (27%) were between ages 30 and 44.
 - 2 (13%) were between ages 45 and 54.
 - 1 (7%) was age 55 or older.
- Supervision Assignment Level
 - 1 (7%) had a “Low” supervision assignment level.
 - 10 (67%) had a “Medium” supervision assignment level.
 - 1 (7%) had an “Elevated” supervision assignment level.
 - 2 (13%) had a “High” supervision assignment level.
 - 1 (7%) did not have a supervision assignment level reported.
- History of Positive Drug Tests for Multiple Drugs (Both Opioids and Cocaine)
 - 13 (87%) tested negative for opioids or cocaine.
 - 1 (7%) tested positive for opioids only.
 - 1 (7%) tested positive for opioids and cocaine.
- History of Positive Drug Test Results for Meth
 - 15 (100%) not tested or tested negative for meth.
- COMPAS Recidivism Risk Level
 - 3 (20%) were at “Low” risk to recidivate.
 - 5 (33%) were at “Medium” risk to recidivate.
 - 6 (40%) were at “High” risk to recidivate.
 - 1 (7%) did not have a recidivism risk level reported.
- Gang Affiliation
 - 2 (13%) had a known gang affiliation.
 - 13 (87%) did not have a known gang affiliation.

District 37 (Rocky Mount P&P) – All Community Starters

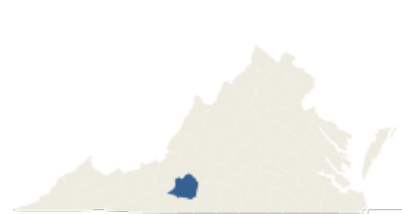
(Includes the County of Franklin)



- 229 of the FY2018 community starters had Rocky Mount P&P as their primary supervision location.
- Gender
 - 182 (79%) Male
 - 47 (21%) Female
- Criminal History (prior to FY2018 community start date)
 - 122 (53%) had no history of state responsible terms of incarceration.
 - 63 (27%) had exactly one term of state responsible incarceration.
 - 23 (10%) had exactly two terms of state responsible incarceration.
 - 21 (9%) had at least three terms of state responsible incarceration.
- DOC Crime Type
 - 45 (20%) had a “Violent” most serious offense.
 - 87 (38%) had a “Property/Public Order” most serious offense.
 - 80 (35%) had a “Drug” most serious offense.
 - 17 (7%) did not have their offense information reported.
- Age on FY2018 Community Start Date
 - 78 (34%) were younger than age 30.
 - 109 (48%) were between ages 30 and 44.
 - 22 (10%) were between ages 45 and 54.
 - 20 (9%) were age 55 or older.
- Supervision Assignment Level
 - 2 (1%) had a “Low” supervision assignment level.
 - 173 (76%) had a “Medium” supervision assignment level.
 - 35 (15%) had an “Elevated” supervision assignment level.
 - 11 (5%) had a “High” supervision assignment level.
 - 8 (3%) did not have a supervision assignment level reported.
- History of Positive Drug Tests for Multiple Drugs (Both Opioids and Cocaine)
 - 6 (3%) had no drug test history.
 - 99 (43%) tested negative for opioids or cocaine.
 - 55 (24%) tested positive for opioids only.
 - 30 (13%) tested positive for cocaine only.
 - 39 (17%) tested positive for opioids and cocaine.
- History of Positive Drug Test Results for Meth
 - 228 (>99%) not tested or tested negative for meth.
 - 1 (<1%) tested positive for meth.
- COMPAS Recidivism Risk Level
 - 53 (23%) were at “Low” risk to recidivate.
 - 75 (33%) were at “Medium” risk to recidivate.
 - 83 (36%) were at “High” risk to recidivate.
 - 18 (8%) did not have a recidivism risk level reported.
- Gang Affiliation
 - 11 (5%) had a known gang affiliation.
 - 218 (95%) did not have a known gang affiliation.

District 37 (Rocky Mount P&P) – Recidivating Supervisees

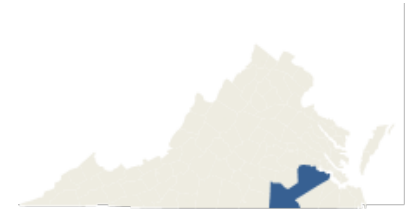
(Includes the County of Franklin)



- 49 (21.4%) of the FY2018 community starters from Rocky Mount P&P were sentenced to a term of state responsible incarceration or violated parole and were sentenced to a term of state responsible incarceration within three years of their community start date.
- Gender
 - 43 (88%) Male
 - 6 (12%) Female
- Criminal History
 - 16 (33%) had no history of state responsible terms of incarceration.
 - 18 (37%) had exactly one term of state responsible incarceration.
 - 9 (18%) had exactly two terms of state responsible incarceration.
 - 6 (12%) had at least three terms of state responsible incarceration.
- DOC Crime Type
 - 11 (22%) had a “Violent” most serious offense.
 - 18 (37%) had a “Property/Public Order” most serious offense.
 - 18 (37%) had a “Drug” most serious offense.
 - 2 (4%) did not have their offense information reported.
- Age on FY2018 Community Start Date
 - 15 (31%) were younger than age 30.
 - 29 (59%) were between ages 30 and 44.
 - 3 (6%) were between ages 45 and 54.
 - 2 (4%) were age 55 or older.
- Supervision Assignment Level
 - 32 (65%) had a “Medium” supervision assignment level.
 - 14 (29%) had an “Elevated” supervision assignment level.
 - 3 (6%) had a “High” supervision assignment level.
- History of Positive Drug Tests for Multiple Drugs (Both Opioids and Cocaine)
 - 1 (2%) had no drug test history.
 - 12 (24%) tested negative for opioids or cocaine.
 - 15 (31%) tested positive for opioids only.
 - 9 (18%) tested positive for cocaine only.
 - 12 (24%) tested positive for opioids and cocaine.
- History of Positive Drug Test Results for Meth
 - 49 (100%) not tested or tested negative for meth.
- COMPAS Recidivism Risk Level
 - 6 (12%) were at “Low” risk to recidivate.
 - 18 (37%) were at “Medium” risk to recidivate.
 - 25 (51%) were at “High” risk to recidivate.
- Gang Affiliation
 - 5 (10%) had a known gang affiliation.
 - 44 (90%) did not have a known gang affiliation.

District 38 (Emporia P&P) – All Community Starters

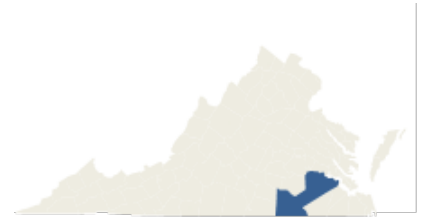
(Includes the Counties of Brunswick, Greenville, Prince George, Surry, and Sussex, and the Cities of Emporia and Hopewell)



- 378 of the FY2018 community starters had Emporia P&P as their primary supervision location.
- Gender
 - 310 (82%) Male
 - 68 (18%) Female
- Criminal History (prior to FY2018 community start date)
 - 160 (42%) had no history of state responsible terms of incarceration.
 - 129 (34%) had exactly one term of state responsible incarceration.
 - 48 (13%) had exactly two terms of state responsible incarceration.
 - 41 (11%) had at least three terms of state responsible incarceration.
- DOC Crime Type
 - 96 (25%) had a “Violent” most serious offense.
 - 148 (39%) had a “Property/Public Order” most serious offense.
 - 121 (32%) had a “Drug” most serious offense.
 - 13 (3%) did not have their offense information reported.
- Age on FY2018 Community Start Date
 - 161 (43%) were younger than age 30.
 - 135 (36%) were between ages 30 and 44.
 - 52 (14%) were between ages 45 and 54.
 - 30 (8%) were age 55 or older.
- Supervision Assignment Level
 - 19 (5%) had a “Low” supervision assignment level.
 - 224 (59%) had a “Medium” supervision assignment level.
 - 24 (6%) had an “Elevated” supervision assignment level.
 - 15 (4%) had a “High” supervision assignment level.
 - 96 (25%) did not have a supervision assignment level reported.
- History of Positive Drug Tests for Multiple Drugs (Both Opioids and Cocaine)
 - 31 (8%) had no drug test history.
 - 206 (54%) tested negative for opioids or cocaine.
 - 29 (8%) tested positive for opioids only.
 - 85 (22%) tested positive for cocaine only.
 - 27 (7%) tested positive for opioids and cocaine.
- History of Positive Drug Test Results for Meth
 - 378 (100%) not tested or tested negative for meth.
- COMPAS Recidivism Risk Level
 - 88 (23%) were at “Low” risk to recidivate.
 - 111 (29%) were at “Medium” risk to recidivate.
 - 86 (23%) were at “High” risk to recidivate.
 - 93 (25%) did not have a recidivism risk level reported.
- Gang Affiliation
 - 20 (5%) had a known gang affiliation.
 - 358 (95%) did not have a known gang affiliation.

District 38 (Emporia P&P) – Recidivating Supervisees

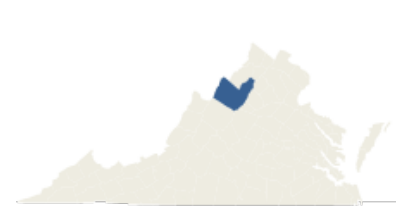
(Includes the Counties of Brunswick, Greenville, Prince George, Surry, and Sussex, and the Cities of Emporia and Hopewell)



- 69 (18.3%) of the FY2018 community starters from Emporia P&P were sentenced to a term of state responsible incarceration or violated parole and were sentenced to a term of state responsible incarceration within three years of their community start date.
- Gender
 - 66 (96%) Male
 - 3 (4%) Female
- Criminal History
 - 28 (41%) had no history of state responsible terms of incarceration.
 - 15 (22%) had exactly one term of state responsible incarceration.
 - 10 (14%) had exactly two terms of state responsible incarceration.
 - 16 (23%) had at least three terms of state responsible incarceration.
- DOC Crime Type
 - 17 (25%) had a “Violent” most serious offense.
 - 27 (39%) had a “Property/Public Order” most serious offense.
 - 24 (35%) had a “Drug” most serious offense.
 - 1 (1%) did not have their offense information reported.
- Age on FY2018 Community Start Date
 - 35 (51%) were younger than age 30.
 - 20 (29%) were between ages 30 and 44.
 - 8 (12%) were between ages 45 and 54.
 - 6 (9%) were age 55 or older.
- Supervision Assignment Level
 - 1 (1%) had a “Low” supervision assignment level.
 - 39 (57%) had a “Medium” supervision assignment level.
 - 10 (14%) had an “Elevated” supervision assignment level.
 - 7 (10%) had a “High” supervision assignment level.
 - 12 (17%) did not have a supervision assignment level reported.
- History of Positive Drug Tests for Multiple Drugs (Both Opioids and Cocaine)
 - 4 (6%) had no drug test history.
 - 34 (49%) tested negative for opioids or cocaine.
 - 4 (6%) tested positive for opioids only.
 - 23 (33%) tested positive for cocaine only.
 - 4 (6%) tested positive for opioids and cocaine.
- History of Positive Drug Test Results for Meth
 - 69 (100%) not tested or tested negative for meth.
- COMPAS Recidivism Risk Level
 - 10 (14%) were at “Low” risk to recidivate.
 - 30 (43%) were at “Medium” risk to recidivate.
 - 23 (33%) were at “High” risk to recidivate.
 - 6 (9%) did not have a recidivism risk level reported.
- Gang Affiliation
 - 7 (10%) had a known gang affiliation.
 - 62 (90%) did not have a known gang affiliation.

District 39 (Harrisonburg P&P) – All Community Starters

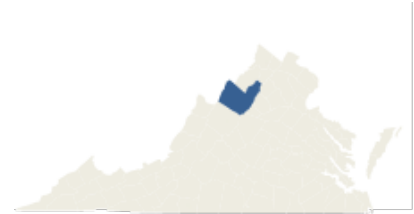
(Includes the Counties of Page and Rockingham, and the City of Harrisonburg)



- 631 of the FY2018 community starters had Harrisonburg P&P as their primary supervision location.
- Gender
 - 460 (73%) Male
 - 170 (27%) Female
 - 1 (<1%) Other
- Criminal History (prior to FY2018 community start date)
 - 319 (51%) had no history of state responsible terms of incarceration.
 - 166 (26%) had exactly one term of state responsible incarceration.
 - 78 (12%) had exactly two terms of state responsible incarceration.
 - 68 (11%) had at least three terms of state responsible incarceration.
- DOC Crime Type
 - 132 (21%) had a “Violent” most serious offense.
 - 263 (42%) had a “Property/Public Order” most serious offense.
 - 219 (35%) had a “Drug” most serious offense.
 - 17 (3%) did not have their offense information reported.
- Age on FY2018 Community Start Date
 - 241 (38%) were younger than age 30.
 - 293 (46%) were between ages 30 and 44.
 - 67 (11%) were between ages 45 and 54.
 - 30 (5%) were age 55 or older.
- Supervision Assignment Level
 - 16 (3%) had a “Low” supervision assignment level.
 - 515 (82%) had a “Medium” supervision assignment level.
 - 43 (7%) had an “Elevated” supervision assignment level.
 - 15 (2%) had a “High” supervision assignment level.
 - 42 (7%) did not have a supervision assignment level reported.
- History of Positive Drug Tests for Multiple Drugs (Both Opioids and Cocaine)
 - 22 (3%) had no drug test history.
 - 391 (62%) tested negative for opioids or cocaine.
 - 148 (23%) tested positive for opioids only.
 - 47 (7%) tested positive for cocaine only.
 - 23 (4%) tested positive for opioids and cocaine.
- History of Positive Drug Test Results for Meth
 - 558 (88%) not tested or tested negative for meth.
 - 73 (12%) tested positive for meth.
- COMPAS Recidivism Risk Level
 - 213 (34%) were at “Low” risk to recidivate.
 - 235 (37%) were at “Medium” risk to recidivate.
 - 140 (22%) were at “High” risk to recidivate.
 - 43 (7%) did not have a recidivism risk level reported.
- Gang Affiliation
 - 32 (5%) had a known gang affiliation.
 - 599 (95%) did not have a known gang affiliation.

District 39 (Harrisonburg P&P) – Recidivating Supervisees

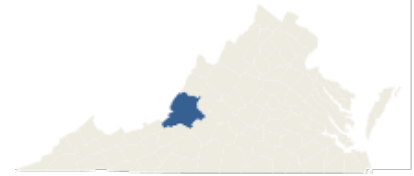
(Includes the Counties of Page and Rockingham, and the City of Harrisonburg)



- 232 (36.8%) of the FY2018 community starters from Harrisonburg P&P were sentenced to a term of state responsible incarceration or violated parole and were sentenced to a term of state responsible incarceration within three years of their community start date.
- Gender
 - 179 (77%) Male
 - 53 (23%) Female
- Criminal History
 - 85 (37%) had no history of state responsible terms of incarceration.
 - 68 (29%) had exactly one term of state responsible incarceration.
 - 43 (19%) had exactly two terms of state responsible incarceration.
 - 36 (16%) had at least three terms of state responsible incarceration.
- DOC Crime Type
 - 61 (26%) had a “Violent” most serious offense.
 - 100 (43%) had a “Property/Public Order” most serious offense.
 - 66 (28%) had a “Drug” most serious offense.
 - 5 (2%) did not have their offense information reported.
- Age on FY2018 Community Start Date
 - 84 (36%) were younger than age 30.
 - 122 (53%) were between ages 30 and 44.
 - 22 (9%) were between ages 45 and 54.
 - 4 (2%) were age 55 or older.
- Supervision Assignment Level
 - 3 (1%) had a “Low” supervision assignment level.
 - 189 (81%) had a “Medium” supervision assignment level.
 - 24 (10%) had an “Elevated” supervision assignment level.
 - 9 (4%) had a “High” supervision assignment level.
 - 7 (3%) did not have a supervision assignment level reported.
- History of Positive Drug Tests for Multiple Drugs (Both Opioids and Cocaine)
 - 4 (2%) had no drug test history.
 - 139 (60%) tested negative for opioids or cocaine.
 - 53 (23%) tested positive for opioids only.
 - 23 (10%) tested positive for cocaine only.
 - 13 (6%) tested positive for opioids and cocaine.
- History of Positive Drug Test Results for Meth
 - 200 (86%) not tested or tested negative for meth.
 - 32 (14%) tested positive for meth.
- COMPAS Recidivism Risk Level
 - 69 (30%) were at “Low” risk to recidivate.
 - 81 (35%) were at “Medium” risk to recidivate.
 - 76 (33%) were at “High” risk to recidivate.
 - 6 (3%) did not have a recidivism risk level reported.
- Gang Affiliation
 - 18 (8%) had a known gang affiliation.
 - 214 (92%) did not have a known gang affiliation.

District 40 (Fincastle P&P) – All Community Starters

(Includes the Counties of Alleghany, Botetourt, and Craig, and the City of Covington)¹⁹

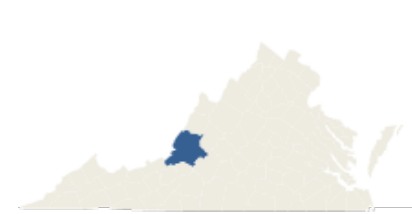


- 323 of the FY2018 community starters had Fincastle P&P as their primary supervision location.
- Gender
 - 232 (72%) Male
 - 91 (28%) Female
- Criminal History (prior to FY2018 community start date)
 - 187 (58%) had no history of state responsible terms of incarceration.
 - 87 (27%) had exactly one term of state responsible incarceration.
 - 33 (10%) had exactly two terms of state responsible incarceration.
 - 16 (5%) had at least three terms of state responsible incarceration.
- DOC Crime Type
 - 70 (22%) had a “Violent” most serious offense.
 - 87 (27%) had a “Property/Public Order” most serious offense.
 - 146 (45%) had a “Drug” most serious offense.
 - 20 (6%) did not have their offense information reported.
- Age on FY2018 Community Start Date
 - 131 (41%) were younger than age 30.
 - 148 (46%) were between ages 30 and 44.
 - 34 (11%) were between ages 45 and 54.
 - 10 (3%) were age 55 or older.
- Supervision Assignment Level
 - 4 (1%) had a “Low” supervision assignment level.
 - 237 (73%) had a “Medium” supervision assignment level.
 - 36 (11%) had an “Elevated” supervision assignment level.
 - 12 (4%) had a “High” supervision assignment level.
 - 34 (11%) did not have a supervision assignment level reported.
- History of Positive Drug Tests for Multiple Drugs (Both Opioids and Cocaine)
 - 37 (11%) had no drug test history.
 - 188 (58%) tested negative for opioids or cocaine.
 - 55 (17%) tested positive for opioids only.
 - 25 (8%) tested positive for cocaine only.
 - 18 (6%) tested positive for opioids and cocaine.
- History of Positive Drug Test Results for Meth
 - 319 (99%) not tested or tested negative for meth.
 - 4 (1%) tested positive for meth.
- COMPAS Recidivism Risk Level
 - 110 (34%) were at “Low” risk to recidivate.
 - 100 (31%) were at “Medium” risk to recidivate.
 - 71 (22%) were at “High” risk to recidivate.
 - 42 (13%) did not have a recidivism risk level reported.
- Gang Affiliation
 - 20 (6%) had a known gang affiliation.
 - 303 (94%) did not have a known gang affiliation.

¹⁹ On March 1, 2018, district boundaries were moved so that Rockbridge County, Buena Vista, and Lexington transferred from District 12 (Staunton P&P) to District 40 (Fincastle P&P).

District 40 (Fincastle P&P) – Recidivating Supervisees

(Includes the Counties of Alleghany, Botetourt, and Craig, and the City of Covington)²⁰

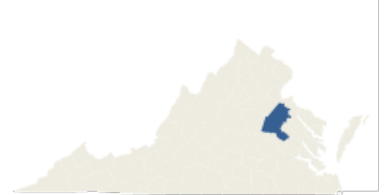


- 95 (29.4%) of the FY2018 community starters from Fincastle P&P were sentenced to a term of state responsible incarceration or violated parole and were sentenced to a term of state responsible incarceration within three years of their community start date.
- Gender
 - 82 (86%) Male
 - 13 (14%) Female
- Criminal History
 - 35 (37%) had no history of state responsible terms of incarceration.
 - 33 (35%) had exactly one term of state responsible incarceration.
 - 19 (20%) had exactly two terms of state responsible incarceration.
 - 8 (8%) had at least three terms of state responsible incarceration.
- DOC Crime Type
 - 25 (26%) had a “Violent” most serious offense.
 - 39 (41%) had a “Property/Public Order” most serious offense.
 - 28 (29%) had a “Drug” most serious offense.
 - 3 (3%) did not have their offense information reported.
- Age on FY2018 Community Start Date
 - 33 (35%) were younger than age 30.
 - 48 (51%) were between ages 30 and 44.
 - 11 (12%) were between ages 45 and 54.
 - 3 (3%) were age 55 or older.
- Supervision Assignment Level
 - 1 (1%) had a “Low” supervision assignment level.
 - 64 (67%) had a “Medium” supervision assignment level.
 - 22 (23%) had an “Elevated” supervision assignment level.
 - 4 (4%) had a “High” supervision assignment level.
 - 4 (4%) did not have a supervision assignment level reported.
- History of Positive Drug Tests for Multiple Drugs (Both Opioids and Cocaine)
 - 6 (6%) had no drug test history.
 - 53 (56%) tested negative for opioids or cocaine.
 - 21 (22%) tested positive for opioids only.
 - 9 (9%) tested positive for cocaine only.
 - 6 (6%) tested positive for opioids and cocaine.
- History of Positive Drug Test Results for Meth
 - 93 (98%) not tested or tested negative for meth.
 - 2 (2%) tested positive for meth.
- COMPAS Recidivism Risk Level
 - 28 (29%) were at “Low” risk to recidivate.
 - 34 (36%) were at “Medium” risk to recidivate.
 - 29 (31%) were at “High” risk to recidivate.
 - 4 (4%) did not have a recidivism risk level reported.
- Gang Affiliation
 - 14 (15%) had a known gang affiliation.
 - 81 (85%) did not have a known gang affiliation.

²⁰ On March 1, 2018, district boundaries were moved so that Rockbridge County, Buena Vista, and Lexington transferred from District 12 (Staunton P&P) to District 40 (Fincastle P&P).

District 41 (Ashland P&P) – All Community Starters

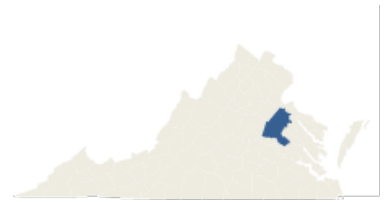
(Includes the Counties of Caroline and Hanover)



- 287 of the FY2018 community starters had Ashland P&P as their primary supervision location.
- Gender
 - 219 (76%) Male
 - 68 (24%) Female
- Criminal History (prior to FY2018 community start date)
 - 149 (52%) had no history of state responsible terms of incarceration.
 - 89 (31%) had exactly one term of state responsible incarceration.
 - 23 (8%) had exactly two terms of state responsible incarceration.
 - 26 (9%) had at least three terms of state responsible incarceration.
- DOC Crime Type
 - 76 (26%) had a “Violent” most serious offense.
 - 121 (42%) had a “Property/Public Order” most serious offense.
 - 85 (30%) had a “Drug” most serious offense.
 - 5 (2%) did not have their offense information reported.
- Age on FY2018 Community Start Date
 - 119 (41%) were younger than age 30.
 - 117 (41%) were between ages 30 and 44.
 - 32 (11%) were between ages 45 and 54.
 - 19 (7%) were age 55 or older.
- Supervision Assignment Level
 - 10 (3%) had a “Low” supervision assignment level.
 - 187 (65%) had a “Medium” supervision assignment level.
 - 33 (11%) had an “Elevated” supervision assignment level.
 - 23 (8%) had a “High” supervision assignment level.
 - 34 (12%) did not have a supervision assignment level reported.
- History of Positive Drug Tests for Multiple Drugs (Both Opioids and Cocaine)
 - 31 (11%) had no drug test history.
 - 117 (41%) tested negative for opioids or cocaine.
 - 41 (14%) tested positive for opioids only.
 - 39 (14%) tested positive for cocaine only.
 - 59 (21%) tested positive for opioids and cocaine.
- History of Positive Drug Test Results for Meth
 - 283 (99%) not tested or tested negative for meth.
 - 4 (1%) tested positive for meth.
- COMPAS Recidivism Risk Level
 - 55 (19%) were at “Low” risk to recidivate.
 - 101 (35%) were at “Medium” risk to recidivate.
 - 87 (30%) were at “High” risk to recidivate.
 - 44 (15%) did not have a recidivism risk level reported.
- Gang Affiliation
 - 17 (6%) had a known gang affiliation.
 - 270 (94%) did not have a known gang affiliation.

District 41 (Ashland P&P) – Recidivating Supervisees

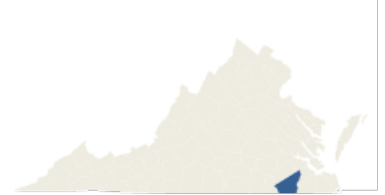
(Includes the Counties of Caroline and Hanover)



- 61 (21.3%) of the FY2018 community starters from Ashland P&P were sentenced to a term of state responsible incarceration or violated parole and were sentenced to a term of state responsible incarceration within three years of their community start date.
- Gender
 - 48 (79%) Male
 - 13 (21%) Female
- Criminal History
 - 25 (41%) had no history of state responsible terms of incarceration.
 - 17 (28%) had exactly one term of state responsible incarceration.
 - 10 (16%) had exactly two terms of state responsible incarceration.
 - 9 (15%) had at least three terms of state responsible incarceration.
- DOC Crime Type
 - 16 (26%) had a “Violent” most serious offense.
 - 29 (48%) had a “Property/Public Order” most serious offense.
 - 16 (26%) had a “Drug” most serious offense.
- Age on FY2018 Community Start Date
 - 29 (48%) were younger than age 30.
 - 25 (41%) were between ages 30 and 44.
 - 5 (8%) were between ages 45 and 54.
 - 2 (3%) were age 55 or older.
- Supervision Assignment Level
 - 34 (56%) had a “Medium” supervision assignment level.
 - 11 (18%) had an “Elevated” supervision assignment level.
 - 12 (20%) had a “High” supervision assignment level.
 - 4 (7%) did not have a supervision assignment level reported.
- History of Positive Drug Tests for Multiple Drugs (Both Opioids and Cocaine)
 - 6 (10%) had no drug test history.
 - 25 (41%) tested negative for opioids or cocaine.
 - 8 (13%) tested positive for opioids only.
 - 7 (11%) tested positive for cocaine only.
 - 15 (25%) tested positive for opioids and cocaine.
- History of Positive Drug Test Results for Meth
 - 61 (100%) not tested or tested negative for meth.
- COMPAS Recidivism Risk Level
 - 7 (11%) were at “Low” risk to recidivate.
 - 26 (43%) were at “Medium” risk to recidivate.
 - 28 (46%) were at “High” risk to recidivate.
- Gang Affiliation
 - 6 (10%) had a known gang affiliation.
 - 55 (90%) did not have a known gang affiliation.

District 42 (Franklin P&P) – All Community Starters

(Includes the County of Southampton and the City of Franklin)



- 105 of the FY2018 community starters had Franklin P&P as their primary supervision location.
- Gender
 - 90 (86%) Male
 - 14 (13%) Female
 - 1 (1%) Other
- Criminal History (prior to FY2018 community start date)
 - 43 (41%) had no history of state responsible terms of incarceration.
 - 36 (34%) had exactly one term of state responsible incarceration.
 - 13 (12%) had exactly two terms of state responsible incarceration.
 - 13 (12%) had at least three terms of state responsible incarceration.
- DOC Crime Type
 - 30 (29%) had a “Violent” most serious offense.
 - 48 (46%) had a “Property/Public Order” most serious offense.
 - 26 (25%) had a “Drug” most serious offense.
 - 1 (1%) did not have their offense information reported.
- Age on FY2018 Community Start Date
 - 34 (32%) were younger than age 30.
 - 38 (36%) were between ages 30 and 44.
 - 21 (20%) were between ages 45 and 54.
 - 12 (11%) were age 55 or older.
- Supervision Assignment Level
 - 3 (3%) had a “Low” supervision assignment level.
 - 66 (63%) had a “Medium” supervision assignment level.
 - 11 (10%) had an “Elevated” supervision assignment level.
 - 3 (3%) had a “High” supervision assignment level.
 - 22 (21%) did not have a supervision assignment level reported.
- History of Positive Drug Tests for Multiple Drugs (Both Opioids and Cocaine)
 - 7 (7%) had no drug test history.
 - 48 (46%) tested negative for opioids or cocaine.
 - 9 (9%) tested positive for opioids only.
 - 33 (31%) tested positive for cocaine only.
 - 8 (8%) tested positive for opioids and cocaine.
- History of Positive Drug Test Results for Meth
 - 105 (100%) not tested or tested negative for meth.
- COMPAS Recidivism Risk Level
 - 37 (35%) were at “Low” risk to recidivate.
 - 33 (31%) were at “Medium” risk to recidivate.
 - 24 (23%) were at “High” risk to recidivate.
 - 11 (10%) did not have a recidivism risk level reported.
- Gang Affiliation
 - 8 (8%) had a known gang affiliation.
 - 97 (92%) did not have a known gang affiliation.

District 42 (Franklin P&P) – Recidivating Supervisees

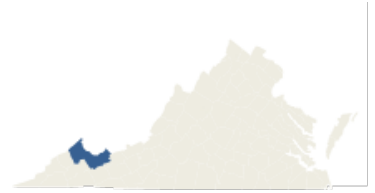
(Includes the County of Southampton and the City of Franklin)



- 25 (23.8%) of the FY2018 community starters from Franklin P&P were sentenced to a term of state responsible incarceration or violated parole and were sentenced to a term of state responsible incarceration within three years of their community start date.
- Gender
 - 23 (92%) Male
 - 2 (8%) Female
- Criminal History
 - 9 (36%) had no history of state responsible terms of incarceration.
 - 8 (32%) had exactly one term of state responsible incarceration.
 - 2 (8%) had exactly two terms of state responsible incarceration.
 - 6 (24%) had at least three terms of state responsible incarceration.
- DOC Crime Type
 - 8 (32%) had a “Violent” most serious offense.
 - 9 (36%) had a “Property/Public Order” most serious offense.
 - 8 (32%) had a “Drug” most serious offense.
- Age on FY2018 Community Start Date
 - 10 (40%) were younger than age 30.
 - 8 (32%) were between ages 30 and 44.
 - 6 (24%) were between ages 45 and 54.
 - 1 (4%) was age 55 or older.
- Supervision Assignment Level
 - 16 (64%) had a “Medium” supervision assignment level.
 - 5 (20%) had an “Elevated” supervision assignment level.
 - 4 (16%) did not have a supervision assignment level reported.
- History of Positive Drug Tests for Multiple Drugs (Both Opioids and Cocaine)
 - 2 (8%) had no drug test history.
 - 11 (44%) tested negative for opioids or cocaine.
 - 3 (12%) tested positive for opioids only.
 - 9 (36%) tested positive for cocaine only.
- History of Positive Drug Test Results for Meth
 - 25 (100%) not tested or tested negative for meth.
- COMPAS Recidivism Risk Level
 - 9 (36%) were at “Low” risk to recidivate.
 - 10 (40%) were at “Medium” risk to recidivate.
 - 6 (24%) were at “High” risk to recidivate.
- Gang Affiliation
 - 5 (20%) had a known gang affiliation.
 - 20 (80%) did not have a known gang affiliation.

District 43 (Tazewell P&P) – All Community Starters

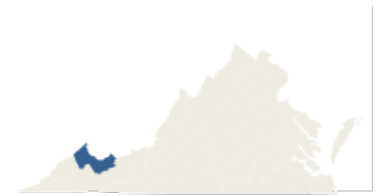
(Includes the Counties of Buchanan and Tazewell)



- 646 of the FY2018 community starters had Tazewell P&P as their primary supervision location.
- Gender
 - 419 (65%) Male
 - 226 (35%) Female
 - 1 (<1%) Other
- Criminal History (prior to FY2018 community start date)
 - 348 (54%) had no history of state responsible terms of incarceration.
 - 173 (27%) had exactly one term of state responsible incarceration.
 - 84 (13%) had exactly two terms of state responsible incarceration.
 - 41 (6%) had at least three terms of state responsible incarceration.
- DOC Crime Type
 - 136 (21%) had a “Violent” most serious offense.
 - 301 (47%) had a “Property/Public Order” most serious offense.
 - 182 (28%) had a “Drug” most serious offense.
 - 27 (4%) did not have their offense information reported.
- Age on FY2018 Community Start Date
 - 167 (26%) were younger than age 30.
 - 344 (53%) were between ages 30 and 44.
 - 101 (16%) were between ages 45 and 54.
 - 34 (5%) were age 55 or older.
- Supervision Assignment Level
 - 39 (6%) had a “Low” supervision assignment level.
 - 435 (67%) had a “Medium” supervision assignment level.
 - 30 (5%) had an “Elevated” supervision assignment level.
 - 1 (<1%) had a “High” supervision assignment level.
 - 141 (22%) did not have a supervision assignment level reported.
- History of Positive Drug Tests for Multiple Drugs (Both Opioids and Cocaine)
 - 49 (8%) had no drug test history.
 - 1 (<1%) was not tested for opioids or cocaine.
 - 290 (45%) tested negative for opioids or cocaine.
 - 214 (33%) tested positive for opioids only.
 - 24 (4%) tested positive for cocaine only.
 - 68 (11%) tested positive for opioids and cocaine.
- History of Positive Drug Test Results for Meth
 - 586 (91%) not tested or tested negative for meth.
 - 60 (9%) tested positive for meth.
- COMPAS Recidivism Risk Level
 - 232 (36%) were at “Low” risk to recidivate.
 - 174 (27%) were at “Medium” risk to recidivate.
 - 92 (14%) were at “High” risk to recidivate.
 - 148 (23%) did not have a recidivism risk level reported.
- Gang Affiliation
 - 10 (2%) had a known gang affiliation.
 - 636 (98%) did not have a known gang affiliation.

District 43 (Tazewell P&P) – Recidivating Supervisees

(Includes the Counties of Buchanan and Tazewell)



- 110 (17.0%) of the FY2018 community starters from Tazewell P&P were sentenced to a term of state responsible incarceration or violated parole and were sentenced to a term of state responsible incarceration within three years of their community start date.
- Gender
 - 85 (77%) Male
 - 25 (23%) Female
- Criminal History
 - 42 (38%) had no history of state responsible terms of incarceration.
 - 32 (29%) had exactly one term of state responsible incarceration.
 - 25 (23%) had exactly two terms of state responsible incarceration.
 - 11 (10%) had at least three terms of state responsible incarceration.
- DOC Crime Type
 - 29 (26%) had a “Violent” most serious offense.
 - 59 (54%) had a “Property/Public Order” most serious offense.
 - 17 (15%) had a “Drug” most serious offense.
 - 5 (5%) did not have their offense information reported.
- Age on FY2018 Community Start Date
 - 35 (32%) were younger than age 30.
 - 57 (52%) were between ages 30 and 44.
 - 15 (14%) were between ages 45 and 54.
 - 3 (3%) were age 55 or older.
- Supervision Assignment Level
 - 4 (4%) had a “Low” supervision assignment level.
 - 87 (79%) had a “Medium” supervision assignment level.
 - 9 (8%) had an “Elevated” supervision assignment level.
 - 10 (9%) did not have a supervision assignment level reported.
- History of Positive Drug Tests for Multiple Drugs (Both Opioids and Cocaine)
 - 4 (4%) had no drug test history.
 - 45 (41%) tested negative for opioids or cocaine.
 - 41 (37%) tested positive for opioids only.
 - 8 (7%) tested positive for cocaine only.
 - 12 (11%) tested positive for opioids and cocaine.
- History of Positive Drug Test Results for Meth
 - 98 (89%) not tested or tested negative for meth.
 - 12 (11%) tested positive for meth.
- COMPAS Recidivism Risk Level
 - 38 (35%) were at “Low” risk to recidivate.
 - 38 (35%) were at “Medium” risk to recidivate.
 - 27 (25%) were at “High” risk to recidivate.
 - 7 (6%) did not have a recidivism risk level reported.
- Gang Affiliation
 - 5 (5%) had a known gang affiliation.
 - 105 (95%) did not have a known gang affiliation.

Administrative P&P²¹ – All Community Starters

- 266 of the FY2018 community starters had Administrative P&P as their primary supervision location.
- Gender
 - 231 (87%) Male
 - 34 (13%) Female
 - 1 (<1%) Other
- Criminal History (prior to FY2018 community start date)
 - 83 (31%) had no history of state responsible terms of incarceration.
 - 127 (48%) had exactly one term of state responsible incarceration.
 - 31 (12%) had exactly two terms of state responsible incarceration.
 - 25 (9%) had at least three terms of state responsible incarceration.
- DOC Crime Type
 - 68 (26%) had a “Violent” most serious offense.
 - 132 (50%) had a “Property/Public Order” most serious offense.
 - 55 (21%) had a “Drug” most serious offense.
 - 11 (4%) did not have their offense information reported.
- Age on FY2018 Community Start Date
 - 77 (29%) were younger than age 30.
 - 132 (50%) were between ages 30 and 44.
 - 43 (16%) were between ages 45 and 54.
 - 14 (5%) were age 55 or older.
- Supervision Assignment Level
 - 12 (5%) had a “Low” supervision assignment level.
 - 153 (58%) had a “Medium” supervision assignment level.
 - 27 (10%) had an “Elevated” supervision assignment level.
 - 6 (2%) had a “High” supervision assignment level.
 - 68 (26%) did not have a supervision assignment level reported.
- History of Positive Drug Tests for Multiple Drugs (Both Opioids and Cocaine)
 - 79 (30%) had no drug test history.
 - 127 (48%) tested negative for opioids or cocaine.
 - 23 (9%) tested positive for opioids only.
 - 21 (8%) tested positive for cocaine only.
 - 16 (6%) tested positive for opioids and cocaine.
- History of Positive Drug Test Results for Meth
 - 264 (99%) not tested or tested negative for meth.
 - 2 (1%) tested positive for meth.
- COMPAS Recidivism Risk Level
 - 33 (12%) were at “Low” risk to recidivate.
 - 44 (17%) were at “Medium” risk to recidivate.
 - 49 (18%) were at “High” risk to recidivate.
 - 140 (53%) did not have a recidivism risk level reported.
- Gang Affiliation
 - 17 (6%) had a known gang affiliation.
 - 249 (94%) did not have a known gang affiliation.

²¹ [DOC Operating Procedure 920.1](#) states that “when a probationer/parolee is expected to be unavailable for active supervision (generally for a period to exceed 6 months), the case may be placed in Administrative P&P.”

Administrative P&P²² – Recidivating Supervisees

- 35 (13.2%) of the FY2018 community starters from Administrative P&P were sentenced to a term of state responsible incarceration or violated parole and were sentenced to a term of state responsible incarceration within three years of their community start date.
- Gender
 - 28 (80%) Male
 - 7 (20%) Female
- Criminal History
 - 10 (29%) had no history of state responsible terms of incarceration.
 - 15 (43%) had exactly one term of state responsible incarceration.
 - 5 (14%) had exactly two terms of state responsible incarceration.
 - 5 (14%) had at least three terms of state responsible incarceration.
- DOC Crime Type
 - 9 (26%) had a “Violent” most serious offense.
 - 20 (57%) had a “Property/Public Order” most serious offense.
 - 6 (17%) had a “Drug” most serious offense.
- Age on FY2018 Community Start Date
 - 15 (43%) were younger than age 30.
 - 19 (54%) were between ages 30 and 44.
 - 1 (3%) was age 55 or older.
- Supervision Assignment Level
 - 18 (51%) had a “Medium” supervision assignment level.
 - 4 (11%) had an “Elevated” supervision assignment level.
 - 13 (37%) did not have a supervision assignment level reported.
- History of Positive Drug Tests for Multiple Drugs (Both Opioids and Cocaine)
 - 9 (26%) had no drug test history.
 - 15 (43%) tested negative for opioids or cocaine.
 - 6 (17%) tested positive for opioids only.
 - 2 (6%) tested positive for cocaine only.
 - 3 (9%) tested positive for opioids and cocaine.
- History of Positive Drug Test Results for Meth
 - 35 (100%) not tested or tested negative for meth.
- COMPAS Recidivism Risk Level
 - 4 (11%) were at “Low” risk to recidivate.
 - 10 (29%) were at “Medium” risk to recidivate.
 - 17 (49%) were at “High” risk to recidivate.
 - 4 (11%) did not have a recidivism risk level reported.
- Gang Affiliation
 - 5 (14%) had a known gang affiliation.
 - 30 (86%) did not have a known gang affiliation.

²² [DOC Operating Procedure 920.1](#) states that “when a probationer/parolee is expected to be unavailable for active supervision (generally for a period to exceed 6 months), the case may be placed in Administrative P&P.”

Voice Verification Biometrics Unit (VVBU)²³ – All Community Starters

- 3,582 of the FY2018 community starters had Voice Verification Biometrics Unit as their primary supervision location.
- Gender
 - 2,526 (71%) Male
 - 1,048 (29%) Female
 - 8 (<1%) Other
- Criminal History (prior to FY2018 community start date)
 - 2,003 (56%) had no history of state responsible terms of incarceration.
 - 1,066 (30%) had exactly one term of state responsible incarceration.
 - 325 (9%) had exactly two terms of state responsible incarceration.
 - 188 (5%) had at least three terms of state responsible incarceration.
- DOC Crime Type
 - 777 (22%) had a “Violent” most serious offense.
 - 1,494 (42%) had a “Property/Public Order” most serious offense.
 - 1,094 (31%) had a “Drug” most serious offense.
 - 217 (6%) did not have their offense information reported.
- Age on FY2018 Community Start Date
 - 869 (24%) were younger than age 30.
 - 1,543 (43%) were between ages 30 and 44.
 - 710 (20%) were between ages 45 and 54.
 - 460 (13%) were age 55 or older.
- Supervision Assignment Level
 - 3,436 (96%) had a “Low” supervision assignment level.
 - 142 (4%) had a “Medium” supervision assignment level.
 - 2 (<1%) had an “Elevated” supervision assignment level.
 - 2 (<1%) did not have a supervision assignment level reported.
- History of Positive Drug Tests for Multiple Drugs (Both Opioids and Cocaine)
 - 101 (3%) had no drug test history.
 - 5 (<1%) were not tested for opioids or cocaine.
 - 2,933 (82%) tested negative for opioids or cocaine.
 - 347 (10%) tested positive for opioids only.
 - 105 (3%) tested positive for cocaine only.
 - 91 (3%) tested positive for opioids and cocaine.
- History of Positive Drug Test Results for Meth
 - 3,561 (99%) not tested or tested negative for meth.
 - 21 (1%) tested positive for meth.
- COMPAS Recidivism Risk Level
 - 2,447 (68%) were at “Low” risk to recidivate.
 - 817 (23%) were at “Medium” risk to recidivate.
 - 204 (6%) were at “High” risk to recidivate.
 - 114 (3%) did not have a recidivism risk level reported.
- Gang Affiliation
 - 28 (1%) had a known gang affiliation.
 - 3,554 (99%) did not have a known gang affiliation.

²³ VVBU primarily serves low-risk supervisees on community supervision. Similar to district officer supervision, supervisees are assigned a VVBU specialist whom they are required to meet with for monthly report interviews and to report new information (e.g., change of phone number or address) within three days ([OP 920.1](#)).

Voice Verification Biometrics Unit (VVB�)²⁴ – Recidivating Supervisees

- 42 (1.2%) of the FY2018 community starters from Voice Verification Biometrics Unit were sentenced to a term of state responsible incarceration or violated parole and were sentenced to a term of state responsible incarceration within three years of their community start date.
- Gender
 - 32 (76%) Male
 - 10 (24%) Female
- Criminal History
 - 24 (57%) had no history of state responsible terms of incarceration.
 - 10 (24%) had exactly one term of state responsible incarceration.
 - 3 (7%) had exactly two terms of state responsible incarceration.
 - 5 (12%) had at least three terms of state responsible incarceration.
- DOC Crime Type
 - 4 (10%) had a “Violent” most serious offense.
 - 25 (60%) had a “Property/Public Order” most serious offense.
 - 12 (29%) had a “Drug” most serious offense.
 - 1 (2%) did not have their offense information reported.
- Age on FY2018 Community Start Date
 - 13 (31%) were younger than age 30.
 - 20 (48%) were between ages 30 and 44.
 - 8 (19%) were between ages 45 and 54.
 - 1 (2%) was age 55 or older.
- Supervision Assignment Level
 - 38 (90%) had a “Low” supervision assignment level.
 - 4 (10%) had a “Medium” supervision assignment level.
- History of Positive Drug Tests for Multiple Drugs (Both Opioids and Cocaine)
 - 1 (2%) had no drug test history.
 - 29 (69%) tested negative for opioids or cocaine.
 - 7 (17%) tested positive for opioids only.
 - 3 (7%) tested positive for cocaine only.
 - 2 (5%) tested positive for opioids and cocaine.
- History of Positive Drug Test Results for Meth
 - 41 (98%) not tested or tested negative for meth.
 - 1 (2%) tested positive for meth.
- COMPAS Recidivism Risk Level
 - 25 (60%) were at “Low” risk to recidivate.
 - 17 (40%) were at “Medium” risk to recidivate.
- Gang Affiliation
 - 42 (100%) did not have a known gang affiliation.

²⁴ VVB� primarily serves low-risk supervisees on community supervision. Similar to district officer supervision, supervisees are assigned a VVB� specialist whom they are required to meet with for monthly report interviews and to report new information (e.g., change of phone number or address) within three days ([OP 920.1](#)).

Time to Recidivate in Days by Characteristics

Just as recidivism rates vary among supervisees with different offense types and risk characteristics, the time to recidivate also varies. This section shows recidivism rates and time to recidivate by demographics, substance use test results history, criminal history, supervision level, and COMPAS recidivism risk level of the supervisees. The tables below show the number of days from the start of community supervision to the recidivated date among FY2018 community starters that recidivated and the percent of supervisees who recidivated. For each category, four quartiles and the average time to recidivate are displayed. For example, of the 4,594 males who recidivated, 25% had an SR incarceration within 310 days, one-half had an SR incarceration within 509 days, 75% had an SR incarceration within 728 days and all were within 1,095 days. On average, male recidivists had an SR incarceration within 523 days (17 months) of their community start date. Of all males who started community supervision in FY2018, 20.7% had an SR incarceration within three years.

Demographic factors such as gender and age have been found to be predictors of recidivism. Even though males are more likely to recidivate, they spent, on average, nine more days in the community prior to recidivating than female supervisees (523 and 514 days, respectively). Supervisees younger than 30 years old are more likely to recidivate but spent more time in the community (540 days) prior to recidivating than supervisees aged 30 or older (497-514 days). Recidivists who were Black spent, on average, nine more days in the community before recidivating than recidivists who were White (527 and 518 days, respectively). The rate of recidivism among supervisees who were Black was less than the rate of recidivism for supervisees who were White (18.7% and 19.3%, respectively).

Drug use has also been found to be associated with increased risk of recidivism. Supervisees who tested positive for opioids and cocaine had almost double the recidivism rate of supervisees who tested negative for opioids or cocaine (29.4% and 15.0%, respectively). Recidivists who tested negative for opioids or cocaine spent, on average, 28 fewer days in the community before having an SR incarceration than recidivists who tested positive for opioids and cocaine (529 and 557 days, respectively). Recidivists with positive drug test histories are likely to receive treatment while on community supervision, which may result in longer times to recidivate than recidivists that test negative.

Criminal history is also a known factor in predicting recidivism. Recidivists who had two prior SR terms of incarceration spent less time in the community, 507 days, before starting an SR incarceration term than recidivists with one or no history of SR incarcerations (530 days and 522 days, respectively). Recidivists whose most serious offense was "Drug" spent, on average, 12 to 23 more days in the community than recidivists with violent (536 and 524 days, respectively) or property/public order crime types (536 and 513 days, respectively).

The COMPAS risk and needs assessment tool is used by the VADOC to determine risk of general recidivism. The likelihood of recidivating increased as COMPAS risk increased. Similarly, of the recidivists who had a supervision level assigned, recidivists who were supervised at a high level spent, on average, 81 fewer days in the community than recidivists supervised at a low level (556 and 637 days, respectively). Recidivists who were supervised at an elevated level or had no supervision assignment level reported, on average, spent the least amount of time in the community before starting an SR incarceration (500 and 491 days, respectively).

Time to Recidivate in Days for FY2018 Community Starters								
Percentiles		N	25th	50th*	75th	100th	Average	Recidivism Rate
All Recidivists		5,520	307	510	727	1,095	521	19.0%
Gender								
	Male	4,594	310	509	728	1,095	523	20.7%
	Female	926	288	513	724	1,095	514	13.4%
Race								
	Black	2,301	308	514	743	1,095	527	18.7%
	White	3,197	307	505	719	1,095	518	19.3%
	American Indian or Alaskan Native	5	38	425	649	793	360	18.5%
	Asian or Pacific Islander	16	302	400	553	926	427	11.4%
	Unknown	1	468	468	468	468	468	1.8%
Age at Community Start Date								
	Younger than Age 30	2,076	337	525	737	1,095	540	20.8%
	Between Ages 30 and 44	2,521	295	503	728	1,095	514	20.4%
	Between Ages 45 and 54	707	267	483	699	1,094	497	16.0%
	Age 55 or Older	216	280	499	699	1,095	507	9.3%
History of Positive Drug Tests (Opioids & Cocaine)*								
	No Drug Test History	354	141	335	538	1,086	373	14.4%
	Not Tested for Opioids or Cocaine	4	229	344	491	536	355	17.4%
	Negative Test Opioids and/or Cocaine	2,330	317	521	739	1,095	529	15.0%
	Positive Only Opioids	859	300	500	703	1,088	509	22.6%
	Positive Only Cocaine	1,005	325	516	729	1,095	534	25.6%
	Positive both Opioids and Cocaine	968	340	544	767	1,095	557	29.4%
History of Positive Drug Tests (Methamphetamine)*								
	No Drug Test History	354	141	335	538	1,086	373	14.4%
	Not Tested for Methamphetamines	4,247	323	521	733	1,095	532	18.2%
	Negative Test Methamphetamines	704	283	512	722	1,095	513	25.9%
	Positive Test Methamphetamines	215	358	554	803	1,088	581	38.8%
Criminal History								
	No History of SR Terms of Incarceration	1,881	303	511	729	1,093	522	13.5%
	Exactly One Term of SR Incarceration	1,630	310	521	741	1,095	530	19.5%
	Exactly Two Terms of SR Incarceration	965	296	502	706	1,093	507	28.0%
	At Least Three Terms of SR Incarceration	1,044	317	498	706	1,095	520	31.9%
Violent by §17.1-805**								
	No	2,971	300	508	727	1,095	518	16.2%
	Yes	2,549	316	510	730	1,095	525	23.8%
Crime Type								
	Violent	1,461	309	511	730	1,094	524	21.1%
	Property/Public Order	2,641	301	500	716	1,095	513	21.4%
	Drug	1,310	314	532	741	1,095	536	15.4%
	Not Yet Reported	108	341	528	710	1,093	529	8.3%

*50th percentile=Median.

*Drug tests prior to community start, until recidivating date, or within three years post community start were analyzed.

**§17.1-805 outlines the adoption of initial discretionary sentencing guideline midpoints that enhances sentence lengths.

Time to Recidivate in Days for FY2018 Community Starters

Percentiles	N	25th	50th*	75th	100th	Average	Recidivism Rate
All Recidivists	5,520	307	510	727	1,095	521	19.0%
Most Serious Offense							
Capital Murder/Homicide-1st/Homicide-2nd	17	359	484	666	895	494	6.6%
Manslaughter	15	457	600	752	1,072	656	13.0%
Abduction	76	312	504	670	1,081	517	21.1%
Rape/Sexual Assault	282	287	448	652	1,093	482	25.8%
Robbery	263	319	517	753	1,090	537	21.0%
Assault	645	302	520	757	1,094	533	21.4%
Weapons	163	331	539	726	1,088	536	19.8%
Arson	25	167	361	750	1,086	460	32.5%
Burglary/B&E	548	315	513	745	1,092	527	27.4%
Larceny/Fraud	1,748	308	501	707	1,095	514	21.1%
Conspiracy	3	703	826	967	967	832	11.1%
Sex Offense	28	179	373	565	972	376	13.1%
DUI	95	318	523	738	1,048	527	13.0%
Habitual Offender	100	368	570	761	1,051	559	15.0%
Other Non-Violent	94	129	309	607	1,051	378	26.8%
Drug Sales	498	321	554	767	1,095	550	14.8%
Drug Possession	812	311	513	726	1,095	527	15.8%
Not Reported	108	341	528	710	1,093	529	8.3%
Supervision Assignment Level							
Low	125	435	694	914	1,095	637	2.6%
Medium	3,733	300	515	736	1,095	521	21.5%
Elevated†	898	300	469	671	1,095	500	36.5%
High	460	371	523	727	1,093	556	35.8%
No Supervision Assignment Level Reported	304	285	457	697	1,093	491	9.6%
COMPAS Risk of General Recidivism							
Low	993	299	520	739	1,095	519	11.6%
Medium	1,861	317	511	743	1,095	531	21.6%
High	2,412	322	514	712	1,095	529	32.3%
No Recidivism Risk Level Reported	254	114	318	609	1,093	389	5.8%
Known Gang Affiliation							
No Known Gang Affiliation	5,018	304	508	727	1,095	520	18.2%
Known Gang Affiliation	502	330	521	727	1,085	535	33.7%

*50th percentile=Median.

†The "Elevated" supervision assignment level was used in 2016 but has since been discontinued.

Summary and Conclusions

This report identified the risk factors that continue to play a statistically significant role in the prediction of recidivism among community starters. There was a 0.2% decrease in recidivism for the FY2018 cohort compared to the FY2017 cohort. Historically, gender, age, number of SR incarcerations, higher COMPAS risk level, and the use of opioids, cocaine, and methamphetamine have all been factors that contribute to a higher likelihood of recidivating. In the FY2018 group, these contributing factors persisted. Community starters that were male, younger, had one or more prior SR incarcerations, had a higher COMPAS risk level, had a history of testing positive for both opioids and cocaine, and/or had a history of testing positive for meth (before and/or after community start) were more likely to recidivate. Known gang affiliation was also a significant contributor to recidivism risk.